



NORTEL

Nortel Communication Server 1000

Software Input Output Reference — Administration

Release: 6.0
Document Revision: 03.18

www.nortel.com

NN43001-611

Nortel Communication Server 1000
Release: 6.0
Publication: NN43001-611
Document release date: 17 March 2010

Copyright © 1995-2010 Nortel Networks. All Rights Reserved.

While the information in this document is believed to be accurate and reliable, except as otherwise expressly agreed to in writing NORTEL PROVIDES THIS DOCUMENT "AS IS" WITHOUT WARRANTY OR CONDITION OF ANY KIND, EITHER EXPRESS OR IMPLIED. The information and/or products described in this document are subject to change without notice.

Nortel, Nortel Networks, the Nortel logo, and the Globemark are trademarks of Nortel Networks.

All other trademarks are the property of their respective owners.

Contents

New in this release	9
Overlay changes	9
Other changes	14
Introduction	21
Subject	21
Applicable systems	24
Intended audience	24
Conventions	25
Related information	26
How to get help	29
Getting help from the Nortel web site	29
Getting help over the telephone from a Nortel Solutions Center	29
Getting help from a specialist by using an Express Routing Code	30
Getting help through a Nortel distributor or reseller	30
Communicating with the system	31
Accessing the system	31
PDT and OAM commands for SSH File Transfer Protocol (SFTP)	33
Preview of overlay content	37
System memory and disk space	38
System Lookup messages	39
Multi-User Login	40
Maintenance display codes	40
Time and date of fault	41
Alphabetical list of packages	43
Numerical list of packages	55
Overlay loader and Multi-User Login	67
Overlay loader	67
Overlay loader commands	67
Multi-User Login commands	68

LD 02: Traffic	71
Basic commands	71
How to use traffic commands	73
Print alarm and exception filter summary	83
LD 10: Analog (500/2500) Telephone Administration	85
Prompts and responses	86
Prompts and responses by task	89
Alphabetical list of prompts	93
LD 11: Digital Telephone Administration	133
Prompts and responses	134
Prompts and responses by task	140
Alphabetical list of prompts	149
LD 12: Attendant Consoles	223
Prompts and responses	223
Alphabetical list of prompts	224
LD 13: Digitone Receivers, Tone Detectors, Multifrequency Senders and Receivers	237
Prompts and responses	238
Alphabetical list of prompts	238
LD 14: Trunk Data Block	243
Prompts and responses	243
Alphabetical list of prompts	246
LD 15: Customer Data Block	275
Prompts and responses	275
Data Block: AML (Application Module Link)	279
Data Block: ANI (Automatic Number Identification)	280
Data Block: ATT (Attendant Consoles)	282
Data Block: AWU (Automatic Wake Up Data)	283
Data Block: CAS (Centralized Attendant Service Data)	284
Data Block: CCS (Controlled Class of Service)	284
Data Block: CDR (Call Detail Recording)	285
Data Block: FCR (Flexible Code Restriction)	285
Data Block: FFC (Flexible Feature Codes)	286
Data Block: FTR (Features and options)	286
Data Block: HSP (Hospitality Management)	291
Data Block: ICP (Intercept Computer Update)	291
Data Block: IMS (Integrated Message Service)	292
Data Block: INT (Intercept Treatments)	292
Data Block: LDN (Listed Directory Numbers)	294
Data Block: MON (Set-based Monitoring)	295

Data Block: MPO (Multi-Party Operations)	296
Data Block: NET (Networking)	297
Data Block: NIT (Night Service)	299
Data Block: OAS (Off Hook Alarm Security)	300
Data Block: PPM (Periodic Pulse Metering)	301
Data Block: PWD (Password)	301
Data Block: RDR (Call Redirection)	301
Data Block: ROA (Recorded Overflow Announcement)	303
Data block: SLS (SIP Line Services)	303
Data Block: TIM (Timers)	304
Data Block: TST (Test lines)	304
Alphabetical list of prompts	305
LD 16: Route Data Block, Automatic Trunk Maintenance	391
Prompts and responses	391
Alphabetical list of prompts	409
LD 17: Configuration Record 1	505
Prompts and responses	506
Gate Opener: ESA (Emergency Services Access)	515
ROLR / TOLR / AOLR Offsets and Values	522
HRLR / HTLR Offsets and Values	523
Alphabetical list of prompts	524
LD 18: Speed/Group Call, Pretranslation, Special Service, 16-Button DTMF and Hotline	609
Prompts and responses	609
Flexible feature code information	614
Alphabetical list of prompts	616
LD 19: Code Restriction	625
Prompts and responses	625
Alphabetical list of prompts	627
LD 20-22: Print Reports Guide	635
LD 20: Print Routine 1	639
Prompts and responses	640
Alphabetical list of print reports	642
Alphabetical list of prompts	656
LD 21: Print Routine 2	673
Prompts and responses	673
Alphabetical list of print reports	674
Alphabetical list of prompts	681
LD 22: Print Routine 3	689
Prompts and responses	690

Alphabetical list of prompts	694
LD 23: Automatic Call Distribution, Management Reports, Message Center	703
Prompts and responses	703
Prompts and responses by data block	707
Alphabetical list of prompts	709
LD 24: Direct Inward System Access	737
Prompts and responses	737
Alphabetical list of prompts	739
LD 25: Move Data Blocks	747
Prompts and responses	747
Move and swap rules	748
Alphabetical list of prompts	749
LD 26: Group Do Not Disturb	753
Prompts and responses	753
Alphabetical list of prompts	753
LD 27: ISDN Basic Rate Interface (BRI) Administration	755
Prompts and responses	755
Alphabetical list of prompts	763
LD 28: Route Selection for Automatic Number Identification	789
Prompts and responses	789
Alphabetical list of prompts	789
LD 29: Memory Management	791
LD 49: New Flexible Code Restriction and Incoming Digit Conversion	799
Prompts and responses	799
Alphabetical list of prompts	800
LD 50: Call Park and Modular Telephone Relocation	805
Prompts and responses	805
Alphabetical list of prompts	806
LD 52: 2.0 Mb/s Remote Peripheral Equipment	809
Prompts and responses	809
Alphabetical list of prompts	811
LD 56: Flexible Tones and Cadences	815
What are tones and cadences?	815
Flexible Tone and Cadence (FTC) tables	815
Master Cadence (MCAD) table	815
Firmware Cadence (FCAD) table	817
TDS and NT8D17 Conference/TDS/MFS cards	818

Time interval for Call Forward	819
Installing FTC	819
Prompts and responses	821
Default Master Cadence (MCAD) tables	832
Default Firmware Cadence (FCAD) tables	833
Alphabetical list of prompts	836
LD 57: Flexible Feature Codes	857
Prompts and responses	857
Alphabetical list of prompts	864
LD 58: Radio Paging	875
Prompts and responses	875
Alphabetical List of Prompts	877
LD 73: Digital Trunk Interface	885
Prompts and responses	885
Prompts and responses by data block	886
Prompts and responses for setting pad values	893
Prompts and responses DTI / PRI data blocks (with GPRI package 167)	893
Signaling category assignment and modification	897
Prompts and responses for ABCD signaling category	899
Alphabetical list of prompts	904
LD 74: Digital Private Network Signaling System Link	943
Prompts and responses	943
Alphabetical list of prompts	944
LD 79: Virtual Network Service	951
Prompts and responses	951
Alphabetical list of prompts	951
LD 81: Features and Station Print	953
Prompts and responses	953
Alphabetical list of prompts	954
LD 82: Print Hunt Chain, Multiple Appearance Group	975
Prompts and responses	975
Alphabetical list of prompts	975
LD 83: Terminal Number Sort and Print	979
Prompts and responses	979
Alphabetical list of prompts	979
LD 84, 85: Set Designation Entry (ODAS)	981
Prompts and responses	981
Alphabetical list of prompts	981

LD 86: Electronic Switched Network 1	983
Prompts and responses	983
Alphabetical list of prompts	987
LD 87: Electronic Switched Network 2	999
Prompts and responses	999
Alphabetical list of prompts	1002
LD 88: Authorization Code	1009
Prompts and responses	1009
Alphabetical list of prompts	1011
LD 90: Electronic Switched Network 3	1017
Prompts and responses	1017
Alphabetical list of prompts	1021
LD 93: Multi-Tenant Service	1033
Prompts and responses	1033
Alphabetical list of prompts	1034
LD 94: Multifrequency Signaling	1045
Prompts and responses	1046
Alphabetical list of prompts	1062
LD 95: Call Party Name Display	1067
Prompts and responses	1067
Alphabetical list of prompts	1070
LD 97: Configuration Record 2	1077
Prompts and responses	1077
Alphabetical list of prompts	1086
LD 117: Ethernet and Alarm Management	1119
Command format	1119
Alarm Management capability	1120
Ethernet and Point-to-Point Protocol	1124
Command descriptions	1127
Object descriptions	1128
How to configure IP Connectivity with CS 1000S	1128
IP command descriptions	1136
NTP Command descriptions	1146
Alphabetical list of Administration commands	1147
Alphabetical list of Maintenance commands	1231

New in this release

The following sections detail what's new in *Software Input/Output Reference – Administration* (NN43001-611) for Communication Server 1000 Release 6.0.

- [“Overlay changes”](#) (page 9)
- [“Other changes”](#) (page 14)

Overlay changes

See the following sections for information about overlay changes:

Overlay 02 changes

A Note is added to the following commands, with regard to the new Co-resident Call Server and Signaling Server system configuration (Call Server and Signaling Server applications co-located on a CP PM server), to indicate that the prompts are not available to the Call Server in this system configuration:

- STAD
- TDTA
- SDTA
- FWTM
- BWTM
- SDST
- TDST

For details, refer to [“LD 02: Traffic”](#) (page 71).

Overlay 10 changes

New prompt is introduced in support of the Zone Based Dialing enhancement:

- NUMZONE

For details, refer to [“LD 10: Analog \(500/2500\) Telephone Administration” \(page 85\)](#).

Overlay 11 changes

New prompt is introduced in support of the Zone Based Dialing enhancement:

- NUMZONE

New response to the UXTY prompt is introduced in support of the SIP Lines Services enhancement:

- SIPL

New prompts are introduced in support of the SIP Lines Services enhancement:

- MCCL
- SUPR
- NDID

New response for the KEY prompt is introduced in support of the SIP Lines Services enhancement:

- xx HOT U

For details, refer to [“LD 11: Digital Telephone Administration” \(page 133\)](#).

Overlay 12 changes

New prompt is introduced in support of the Zone Based Dialing enhancement:

- NUMZONE

For details, refer to [“LD 12: Attendant Consoles” \(page 223\)](#).

Overlay 15 changes

New prompts are introduced in support of the Zone Based Dialing enhancement:

- ZBD
- DIALPLAN

A new data block is added in support of the SIP Line Services enhancement:

- SLS_Data

New prompts are introduced in support of the SIP Line Services enhancement:

- SLS_DATA
- SIPL_ON
- SIPD
- UAPR
- NMME

For details, refer to [“LD 15: Customer Data Block”](#) (page 275).

Overlay 16 changes

New response to the PCID prompt is introduced in support of the SIP Lines Services enhancement:

- SIPL

New response to the PII prompt of the Route Data Block is introduced in support of the Enhance Override CLID Presentation Restriction enhancement:

- AUXP

For details, refer to [“LD 16: Route Data Block, Automatic Trunk Maintenance”](#) (page 391)x.

Overlay 17 changes

A Note is added to the following prompts, with regard to the new Co-resident Call Server and Signaling Server system configuration (Call Server and Signaling Server applications co-located on a CP PM server), to indicate that the prompts are not available to the Call Server in this system configuration:

- BPS
- BITL
- STOP
- PARY
- FLOW
- FLOW_TYPE

For details, refer to [“LD 17: Configuration Record 1” \(page 505\)](#)

Overlay 20 changes

New prompt is introduced in support of the Zone Based Dialing enhancement:

- NUMZONE

For details, refer to [“LD 20: Print Routine 1” \(page 639\)](#)x.

Overlay 21 changes

New prompts are introduced in support of the Zone Based Dialing enhancement:

- ZBD
- DIALPLAN

For details, refer to [“LD 21: Print Routine 2” \(page 673\)](#)

Overlay 81 changes

A new response to the FEAT prompt is introduced in support of the Zone Based Dialing enhancement:

- NZON

A new prompt is introduced in support of the Zone Based Dialing enhancement:

- NZON

For details, refer to [“LD 81: Features and Station Print” \(page 953\)](#)x.

Overlay 83 changes

A new prompt is introduced in support of the Zone Based Dialing enhancement:

- NUMZONE

For details, refer to [“LD 83: Terminal Number Sort and Print” \(page 979\)](#)x

Overlay 117 changes

New commands are introduced in support of the Access Restrictions enhancement:

- PORT ACCESS CUSTOM/DEFAULT/OFF
- PORT ACCESS SHOW CUSTOM/VALIDATE
- PORT ACCESS STATUS

New commands are introduced in support of the Secure Transport enhancement:

- ENL TRANSFERS INSECURE/SECURE
- DIS TRANSFERS INSECURE/SECURE
- STAT TRANSFERS INSECURE/SECURE

A note is added to the following commands in support of the Co-resident Call Server and Signaling Server system configuration enhancement:

- NEW/OUT/PRT/STAT/ENL/DIS HOST
- NEW/ENL/DIS/PRT/STAT ROUTE
- CHG ELNK ACTIVE/INACTIVE
- PRT ELNK
- RST ELNK ACTIVE/INACTIVE
- PRT/CHG/SET MASK
- CHG/PRT/OUT HSP_MASK
- SET HSP_IP
- UPDATE DBS
- PING
- CHG NTP IPADDR/THRESH/SECURE/AUTHMODE/TIMEINT
- CHG UTCOFFSET
- ENL/DIS/SYNC/STAT/PRT NTP
- STOP NTP BACKGROUND
- RST/CHG/PRT PTM
- ENL/DIS/STAT PPP

New commands are introduced in support of the Zone Based Dialing enhancement:

- NEW/CHG/OUT/PRT NUMZONE
- CHG/PRT ZPARAM
- CHG/PRT NZDES
- NEW/CHG/OUT/PRT ZFDP
- NEW/CHG/OUT/PRT ZDID

New commands are introduced in support of the SNMP Fault Management enhancement:

- SYNC/STAT SNMPCONF

The following commands are updated in support of the SNMP Fault management enhancement:

- SYNC SYS
- SET/PRT ENABLE_TRAPS

A Note is added to the following commands in support of the SNMP Fault Management enhancement:

- PRT ADMIN_COMM
- PRT NAV_SITE
- PRT NAV_SYSTEM
- PRT OPEN_ALARM
- PRT SNMP_SYSGRP
- PRT SYSMGMT_COMM

A new command is introduced in support of the SIP Line Services enhancement:

- STIP SIPLUA

The following commands are retired in support of the ISSS Synchronization enhancement:

- ENL/DIS/CHG/PRT/COMMIT/CONFIRM ISEC
- NEW/OUT/ENL/DIS/PRT ISECTAR

New commands are introduced in support of the Unicode Directory Name enhancement:

- CHG/PRT NDAPP
- CHG/PRT LDAPSYNC

For details, refer to [“LD 117: Ethernet and Alarm Management” \(page 1119\)](#)x.

Other changes

See the following sections for information about changes that are not overlay-related:

New packages

The following new packages are introduced with Communication Server 1000 Release 6.0:

- SIP Line Services (SIPL - 418)

Revision History

- March 2010 Standard 03.18. This document is up-issued to reflect changes made in the section Prompts and Responses.
- March 2010 Standard 03.17. This document is up-issued to reflect changes made in the section Alphabetical list of prompts.
- March 2010 Standard 03.16. This document is up-issued to reflect changes made in the section Alphabetical list of Administration commands.
- February 2010 Standard 03.15. This document is up-issued to reflect changes made in the section Alphabetical list of Administration commands.
- January 2010 Standard 03.14. This document is up-issued to reflect changes made in the section LD 10: Analog (500/2500) Telephone Administration.
- December 2009 Standard 03.13. This document is up-issued to reflect changes made in the section Data Block: NET (Networking).
- December 2009 Standard 03.12. This document is up-issued to reflect the changes made in the chapter LD 117: Ethernet and Alarm Management.
- October 2009 Standard 03.11. This document is up-issued to support MG XPEC.
- October 2009 Standard 03.10. This document is up-issued to reflect the change made in the section LD 97: Configuration Record 2.
- September 2009 Standard 03.09. This document is up-issued to reflect the changes made in the section Alphabetical list of Administration commands.
- September 2009 Standard 03.08. This document is up-issued to support MG 1010 and reflect the changes made in the sections Prompts and responses and LD 97: Configuration Record 2.
- September 2009 Standard 03.07. This document is up-issued to add a warning in the section LD 02: Traffic.
- August 2009 Standard 03.06. This document is up-issued to update the table LD 73: Digital Trunk Interface and LD 86: Electronic Switched Network 1.
- August 2009 Standard 03.05. This document is up-issued to update the PPID prompt in table LD 14: Trunk Data Block.

- August 2009 Standard 03.04. This document is up-issued to update the DNSZ prompt in chapter LD 18: Speed/Group Call, Pretranslation, Special Service, 16-Button DTMF and Hotline.
- June 2009 Standard 03.03. This document is up-issued to support Communication Server 1000 Release 6.0.
- May 2009 Standard 03.02. This document is up-issued to support Communication Server 1000 Release 6.0.
- May 2009 Standard 03.01. This document is up-issued to support Communication Server 1000 Release 6.0.
- January 2009 Standard 02.14. This document is up-issued to add CLS responses to overlays 10 and 11.
- January 2009 Standard 02.13. Up-issued to reflect changes in technical content.
- In LD 24, updated the prompts CUST and ENTR in the ESA data block section.
 - In LD 17, updated the prompts CSQI and CSQO.
- January 2009 Standard 02.12. Up-issued to reflect changes in sections LD 16 and Alphabetical list of prompts.
- December 2008 Standard 02.11. Up-issued to reflect changes in technical content.
- In LD 11, updated the prompt MLNG in the section Prompts and responses by task.
- December 2008 Standard 02.10. Up-issued to reflect changes in technical content.
- In LD 11, updated the Package/Release column for the DANI and DORG prompts to indicate basic-5.00
 - In LD 16, updated the commands STIP TN lscu, CLID, CHG SNMP_SYSNAME and NDP in the section Alphabetical List of Commands
 - In LD 17, updated the prompt VSID in the section Configuration Record 1
 - In LD 49, updated the section prompts and responses
 - In LD 97, updated the section Configuration Record 2
 - In LD 117, updated the section commands and description
 - Updated to reflect changes in technical content for IP Phones 6120/6140
 - Modified numerous sections for CHG, PRT, EXPORT and OUT.
- September 2008 Standard 02.09. Up-issued to reflect changes in technical content.
- In LD 11 table, Updated Digital Telephone Administration
 - In LD 86 table, Updated Electronic Switched Network1
 - Updated Alphabetical List of Prompts
- May 2008 Standard 02.08. Up-issued to reflect changes in technical content.
- May 2008 Standard 02.07. Up-issued to reflect changes in technical content.
- In LD 10, updated CLS prompt to include AGRA/AGRD response.

- April 2008 Standard 02.06. Up-issued to reflect changes in technical content.
- In LD 73, updated description of MGCLK command and added example of removing an IPMG Clock Controller from a particular IPMG.
- April 2008 Standard 02.05. Up-issued to correct various editing issues.
- March 2008 Standard 02.04. Up-issued to reflect changes in technical content.
- In LD 11, updated PCAG and PCAM prompts to support Interop with Microsoft OCS2007 in CS 1000 Release 5.0.
 - In LD 15, updated responses and descriptions for FLSH, DIDT, and DIND prompts.
 - In LD 117, added GRNS command and description
- January 2008 Standard 02.03. Up-issued to reflect changes in technical content.
- In LD57, removed MFAC (Mobile Feature Activation Code) prompt.
 - In LD15, added MFAC (Mobile Feature Activation Code) prompt.
 - In LD11,
 - updated the list of valid responses for the UXTY prompt
 - added TLSV (Telephony Services)
 - added SIPN (Nortel SIP Line)
 - added SIP3 (Third Party SIP Line)
 - removed CNVO (Converged Office Line)
 - removed SIPL (SIP Line)
 - removed "1240" as a valid response for the TYPE and NEWTYPE prompts
 - In LD20, removed "1240" as a valid response for the TYPE and FOR prompts
 - In LD83, removed "1240" as a valid response for the TYPE prompt
 - In LD117:
 - in STIP TYPE command, removed "1240" as an argument
 - added CHG SUPPRESS_ALARM command with arguments and description
 - in CHG ADMIN_COMM command, changed indicated value for DEFAULT(1) from "Public" to "admingroup1"
 - in PRT SEL command
 - removed "ALL" as an argument (Category) and indicated that ALL is the default when no Category argument is specified
 - added PRT SUPPRESS_ALARM command with arguments and description
 - added TEST ALARM command with arguments and description
- December 2007 Standard 02.02. Up-issued to reflect changes in technical content.
- In LD57, flexible feature code mnemonic MTRA changed to mnemonic MTRN.
-

- December 2007 Standard 02.01. Up-issued to support Communication Server 1000 Release 5.5.
- November 2007 Standard 01.08. Up-issued to reflect changes in technical content.
In LD11, updated description for HFA/HFD class of service to indicate that HFA is required for ACD agent digital telephones and applicable IP Phones.
- November 2007 Standard 01.07. Up-issued to reflect changes in technical content.
In LD117, syntax of SYNC NTP command argument changed from BKGD to BACKGROUND. In LD23 default setting for HOML prompt changed from YES to NO.
- October 2007 Standard 01.06. Up-issued to reflect changes in technical content.
- July 2007 Standard 01.05. Up-issued to reflect changes in technical content.
- June 2007 Standard 01.04. Up-issued to reflect changes in technical content.
- June 2007 Standard 01.03. Up-issued to reflect changes in technical content.
- June 2007 Standard 01.02. Up-issued to reflect changes in technical content.
- May 2007 Standard 01.01. Up-issued to support Communication Server 1000 Release 5.0.
This document contains information previously contained in the following legacy document, now retired: *Software Input/Output Administration (553-3001-311)*.
- December 2006 Standard 17.00. Up-issued to reflect changes in technical content.
- LD10/11 - Last Number Redial Size (LNRS) inserted missing value 20.
 - LD23 - Night Call Forward (NCFW) amended to specify will not exit overlay with package OPAO enabled.
 - LD56 - Log In Mode Tone (LIMT) Note added to use default values for A-Law configuration.
 - LD81 - Features (FEAT) removed individual IP Phones (2002/2004/2050) and added global ISET subprompt.
 - LD97 - System parameters for Peripheral Equipment (SYSP) ISM and subprompts TNS through KEY3 removed.
 - LD97 - System parameters for Peripheral Equipment (SYSP) FDLC prompt removed.
 - LD97 - System parameters for Peripheral Equipment (SYSP) FNUM prompt modified.

- October 2006 Standard 16.00. Up-issued to reflect changes in technical content.
- LD02 - Set Time of Day y = 0-25 second adjustment.
 - LD10/11 - MIND change of wording.
 - LD14/16/17 - DES, change of description to include spaces.
 - LD17 - MSCL 0-8191.
 - LD17 - MWI amend to include Virtual Dchannels.
 - LD17 - PMCR 5-1023.
 - LD20/22/27/81/82/83 - NACT YES response description amended.
 - LD23 - ICDD prompt added.
 - LD27 - APP = BRI references removed.
 - LD74 - CNTR to include new prompts.
 - PKGBYNUM FXS added pkg 152.
- July 2006 Standard 15.00. Up-issued to reflect changes in technical content.
- LD17 - NCR: Increase minimum Call Registers to 80 and modify system types.
 - LD117 - ZDST: Note concerning last week of the month value = 5.
 - LD117 - SHELLS: Warning concerning disabling shells.
- January 2006 Standard 14.00. Up-issued to reflect changes in technical content.
- Addition of package 408, Multimedia Systems Convergence (MS_CONV).
 - LD11 - Addition of CLS response Remote Call Control (T87D)/T87A.
 - LD73 - Correction of comments for BIPV prompt.
- August 2005 Standard 13.00. Up-issued to support Communication Server 1000 Release 4.5.
- September 2004 Standard 12.00. Up-issued to support Communication Server 1000 Release 4.0.
- October 2003 Standard 11.00. Up-issued to support Succession 3.0.
- November 2002 Standard 10.00. Up-issued to include content changes for Meridian 1 Release 25.4x and Succession Communication Server for Enterprise 1000, Release 2.0.
- January 2002 Standard 9.00. Up-issued to reflect updates and changes required for X11 Release 25.40.
- December 2000 Standard 8.00. Up-issued to reflect updates and changes required for X11 Release 25.3x.
Now contains information on Small System IP Expansion.

- April 2000 Standard 7.00. Up-issued to reflect updates and changes required for X11 Release 25.0x.
Document changes include:
- removal of redundant content.
 - removal of references to equipment types, except Options 11C, 51C, 61C and 81C.
 - removal of references to previous software releases.
- June 1999 Standard 6.00. Up-issued to reflect updates and changes required for X11 Release 24.2x.
- March 1999 Standard 5.00. Up-issued to reflect updates and changes required for X11 Release 24.0x.
- October 1997 Standard 4.00. Up-issued to reflect updates and changes required for X11 Release 23.0x.
- April 1996 Standard 3.00. Up-issued to reflect updates and changes required for X11 Release 22.0x.
- December 1995 Standard 2.00. Up-issued to reflect updates and changes required for X11 Release 21.1x.
- July 1995 Standard 1.00. Up-issued to reflect updates and changes required for X11 Release 21.0x.
This document has the new NTP number 553-3001-311 and replaces NTP 553-2311-311.

Introduction

This document is a global document. Contact your system supplier or your Nortel representative to verify that the hardware and software described are supported in your area.

Note about legacy products and releases

This NTP contains information about systems, components, and features that are compatible with Nortel Communication Server 1000 Release 6.0 software. For more information about legacy products and releases, click the **Technical Support** link under **Support & Training** on the Nortel home page:

www.nortel.com

Subject

The system uses a prompt-response system for switch configuration and alteration. When the data administrator loads an Administration Overlay into memory on a Terminal, the switch outputs a prompt. The data administrator can then type a response to answer that prompt. If the response is valid, the program outputs the next prompt. If the response is invalid, an SCHxxxx message is output.

To configure or change a feature, the data administrator may have to respond specifically to several prompts. This Data Administration NTP documents input and output in CS 1000 systems. (The term "overlay" is synonymous with the terms "load" and "overlay program".)

Format and structure

This NTP presents only data administration overlays and text supplementary to these overlays. Overlay programs are identified by LD XX or XXX where XX or XXX is the load number. Administration overlays are arranged in numerical order and appear in this NTP as separate modules.

Two general table types appear in each Load. The first table type is the *Prompts and responses* table. It appears at the front of each load and often follows introductory text. The second general table concludes each Administration Load and is titled *Alphabetical list of prompts*.

The Prompts and responses table

Many *Prompts and responses* tables present a complete list of an overlays prompts. When this is the case, they are simply titled *Prompts and responses*. Other *Prompts and responses* tables present only a subset of an overlays prompts. These tables present a list of prompts associated with a given data block, task, or feature.

In some Overlays, the complete prompt list as well as several prompt sublists are presented in a *Prompts and responses* section. Overlays which feature multiple *Prompts and responses* tables begin with a *Contents* box to help you find a particular prompt listing.

All *Prompts and responses* tables list prompts in the order in which they are output in each overlay. Acceptable responses or response variables are listed beside each prompt. A brief explanation of the prompt is provided in a *Comment* column. Subprompts (prompts which are indented with a hyphen) also appear in the *Prompts and responses* table. To have subprompts appear on the TTY, the data administrator must enter specific responses at the previous non-indented prompt. Shown below is an excerpt from a *Prompts and responses* table.

Prompt	Response	Comment
REQ	aaa	Request
TYPE	aaa	Type of data block
TN	l s c u	Terminal Number
CDEN	SD, DD	Card Density

Note that in a *Prompts and responses* table:

1. Responses are often left as generic variables.
2. The comment entry is typically brief and explains the prompt.

The Alphabetical list of prompts table

This table provides a more detailed description of a response. Shown below is an excerpt from Overlay 14 *Alphabetical list of prompts* table:

Prompt	Response	Comment	Package Release
REQ		Request	basic-1

Prompt	Response	Comment	Package Release
	CHG	Change existing data	
	END	Exit overlay program	
TN	I ch	Terminal Number for digital trunks when TYPE = RDC or VDC:	
		<ul style="list-style-type: none"> I = 0-159, Large System I = 0, 4, 8 - 252, CS 1000E I = 0-255: loops, Systems with Fibre Network Fabric 	basic-4.0 fnf-25
		<ul style="list-style-type: none"> I = 1-9 Option 11C I = 1-9, 11-19, 21-29, 31-39, 41-49, Option 11C with Survivable IP 	sipe-25
		<ul style="list-style-type: none"> ch = channel 1-24 for 1.5 Mb/s DTI/PRI or 1-30 for 2.0 Mb/s DTI/PRI. 	basic-1.0 basic-4.0

Note that in an *Alphabetical list of prompts* table:

1. Responses are actual alternatives and not generic variables.
2. The comment entry is often expansive and may explain the prompt, the response, or both.
3. The package and release column provides the mnemonic of the package that must be equipped on the switch to receive this prompt. (In this example, the "basic" package must be equipped to view REQ.) The number following the hyphen ("1" in this example) denotes the Release of software in which the package was made available. When there are two or more entries in the package and release column for a prompt, the Comment column provides clarification. In the example, the prompt TN has multiple entries for package and release. The Large System opposite the "fnf-25" entry in the Package Release column indicates that the Fibre Network Fabric package does not apply for other systems.

Feature Packages

A listing of Feature Packages appears twice in this NTP. An alphabetical listing (sorted by Package mnemonic) of Feature Packages can be found on ["Alphabetical list of packages" \(page 43\)](#). A numerical listing (sorted by Package number) of Feature Packages can be found on ["Numerical list of packages" \(page 55\)](#).

Applicable systems

This document applies to the following systems:

- Communication Server 1000E (CS 1000E)
- Communication Server 1000M Single Group (CS 1000M SG)
- Communication Server 1000M Multi Group (CS 1000M MG)
- Meridian 1 PBX 61C
- Meridian 1 PBX 81C

Note: When upgrading software, memory upgrades can be required on the Signaling Server, the Call Server, or both.

System migration

When particular Meridian 1 systems are upgraded to run CS 1000 Rel. 6.0 software and configured to include a Signaling Server, they become CS 1000 systems. [Table 1 "Meridian 1 systems to CS 1000 systems" \(page 24\)](#) lists each Meridian 1 system that supports an upgrade path to a CS 1000 system.

Table 1
Meridian 1 systems to CS 1000 systems

This Meridian 1 system...	Maps to this CS 1000M system
Meridian 1 PBX 11C Chassis	CS 1000E
Meridian 1 PBX 11C Cabinet	CS 1000E
Meridian 1 PBX 61C	CS 1000M Single Group
Meridian 1 PBX 81C	CS 1000M Multi Group

For more information, see one or more of the following NTPs:

- *CS 1000M and Meridian 1 Large System Upgrades Overview* (NN43021-458)
- *Communication Server 1000E Upgrades* (NN43041-458)
- *Communication Server 1000E Upgrade - Hardware Upgrade Procedures* (NN43041-464)

Intended audience

This document is intended for individuals responsible for the maintenance of *CS 1000 and Meridian 1* systems.

Conventions

Terminology

In this document, the following systems are referred to generically as "system":

- Communication Server 1000E (CS 1000E)
- Communication Server 1000M (CS 1000M)
- Meridian 1

The following systems are referred to generically as "Large System":

- Communication Server 1000M Single Group (CS 1000M SG)
- Communication Server 1000M Multi Group (CS 1000M MG)
- Meridian 1 PBX 61C
- Meridian 1 PBX 81C

Notational conventions

- Both upper and lower case are used in this book to distinguish between Prompts, Commands, and Variables.
- Lowercase variables are used in this book to represent many possible responses. The following table lists a few key variables which appear throughout this NTP.

Variable	Meaning
a	Alphabetic characters
#	Alphanumeric characters
x	Numeric characters
c	Customer Number
c (u)	Small System, MG 1000B, and Terminal Number (TN) Card, Unit; where unit is optional
c u	Small System, MG 1000B, and Terminal Number (TN) Card and Unit
c 0 0 u	Terminal Number (TN) for Small System, MG 1000B, A TN consists of a card, two filler digits, and a unit.
dn	Directory Number (DN)
hh mm	Hours (0 - 23) and Minutes (00 - 59)
loop	Network Loop Number (0-159)
l s c (u)	Large System and CS 1000E System Terminal Number (TN), Loop, Shelf, Card, Unit; where unit is optional

l s c u	Large System and CS 1000E System Terminal Number (TN) (loop, shelf, card, and unit number)
mmm	Month (JAN - DEC) when used in a date.
nnn xxx	Numeric characters
xxx	Numeric value of set number of digits
x . . . x	Numeric value of several digits
yy mm dd	Year (00 - 99), Month (1 - 12) and Day (1 - 31)

- **<CR>** denotes that the carriage return key is to be depressed without inputting any data. The carriage return leaves the existing value unchanged, or enters the default value if there is no existing value.
- **<space>** denotes that the space bar is to be depressed instead of **<CR>**.
- **<value>** denotes a variable value, generally for a prompt response.
- For example, **<NIPN>** is the value responded to the NIPN prompt and **<min>** is a minimum value.
- Default values are shown in parentheses.
- A range of numbers is denoted by giving the lower and upper limits of the range. For example, given the range **0 - (2) - 3**, the user may manually enter 0, 1, 2, or 3, or carriage return (press **<CR>**) to enter the default of 2.
- Default values are shown in brackets in the response column where applicable. Pressing **<CR>** enters the default.
- Where applicable, precede an entry with an **X** to delete that entry or set your entry to default value.

Related information

This section lists information sources that relate to this document.

NTPs

The following NTPs are referenced in this document:

- *Features and Services Fundamentals* (NN43001-106)
(contains information about features and the testing of features and services for telephones and attendant (ATT) consoles)
- *Software Input Output Reference - Maintenance* (NN43001-711)
(contains information about Maintenance overlay programs)
- *Software Input Output Reference - System Messages* (NN43001-712)
(contains information about system error messages)

Online

To access Nortel documentation online, click the **Technical Documentation** link under **Support** on the Nortel home page:

www.nortel.com

CD-ROM

To obtain Nortel documentation on CD-ROM, contact your Nortel Networks customer representative.

How to get help

This chapter explains how to get help for Nortel products and services.

Getting help from the Nortel web site

The best way to get technical support for Nortel products is from the Nortel Technical Support web site:

www.nortel.com/support

This site provides quick access to software, documentation, bulletins, and tools to address issues with Nortel products. From this site, you can:

- download software, documentation, and product bulletins
- search the Technical Support Web site and the Nortel Knowledge Base for answers to technical issues
- sign up for automatic notification of new software and documentation for Nortel equipment
- open and manage technical support cases

Getting help over the telephone from a Nortel Solutions Center

If you do not find the information you require on the Nortel Technical Support web site, and you have a Nortel support contract, you can also get help over the telephone from a Nortel Solutions Center.

In North America, call 1-800-4NORTEL (1-800-466-7835).

Outside North America, go to the following web site to obtain the telephone number for your region:

www.nortel.com/callus

Getting help from a specialist by using an Express Routing Code

To access some Nortel Technical Solutions Centers, you can use an Express Routing Code (ERC) to quickly route your call to a specialist in your Nortel product or service. To locate the ERC for your product or service, go to:

www.nortel.com/erc

Getting help through a Nortel distributor or reseller

If you purchased a service contract for your Nortel product from a distributor or authorized reseller, contact the technical support staff for that distributor or reseller.

Communicating with the system

To communicate with the system, the following input/output devices at either on-site (local) or remote locations are required:

- TTY or VDT terminal as an input/output device
- RS-232-C compatible printer as an output only device
- Maintenance telephone set as an input only device
- Element Manager for CS 1000
- Telephony Manager (TM)
- rlogin over Ethernet/LAN/WAN

The input/output system can operate with terminals having the following characteristics:

- Interface: RS-232-C
- Code: ASCII
- Speed: 110, 300, 1200, 2400, 4800, 9600, and 19,200 baud
- Loop Current: 20 mA

Accessing the system

Logging in and out

When you access the system through a system terminal, a login procedure is required (refer to Procedure 1). All system passwords are initially set as 0000, but you can change passwords through the Configuration Record (LD 17). See also "Limited Access to Overlays" in the *Features and Services Fundamentals* (NN43001-106).

- **Level 1 password.** This general password is used in the log in sequence to provide general access to the system by service personnel. Once the system is accessed, the service personnel may then perform any necessary administration or maintenance tasks.
- **Level 2 password.** This administrative password is known and used by only the data administration manager. The password is used to

protect the system configuration record and is required when using LD 17 to change either the general or the administrative passwords.

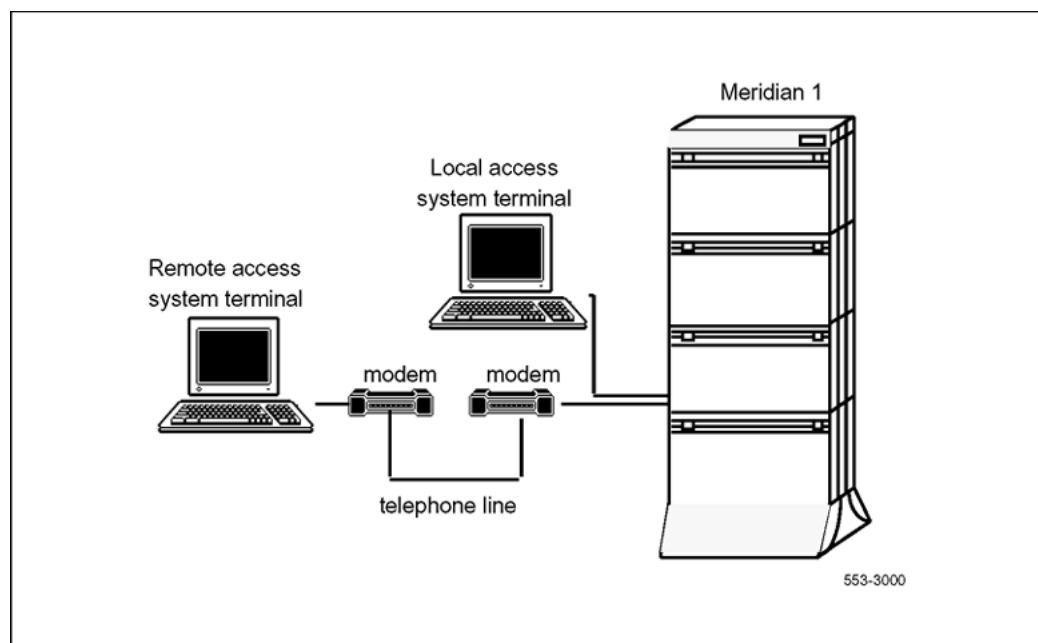
Local and remote access

Input/output terminals may operate either locally or remotely. However, data modems are required for terminals located more than 50 feet (15 meters) from the central control interface. Both local and remote terminals interface with the system through Serial Data Interface (SDI) packs.

Many devices can be installed at local and remote locations. When a system terminal is installed locally, it is connected directly to a SDI Card. When a system terminal is installed at a remote location, modems (or data sets) and a telephone line are required between the terminal and the SDI card. [Figure 1 "Local and remote access to a system terminal" \(page 32\)](#), shows typical system terminal configurations.

Multiple devices can simultaneously communicate with the Meridian 1 if Multi User Login is enabled. Refer to the *System Management Reference* (NN43001-600) for details regarding the Multi User Login Feature.

Figure 1
Local and remote access to a system terminal



HOST mode access

A system terminal is connected through an SDI port. SDI ports are defined in LD 17 and can be configured for different types of outputs. For example, one terminal can be defined for traffic reports, another for maintenance messages. Two ports can be defined for the same output.

It is possible to log in as a HOST. When in the HOST mode, the outputs defined for the port are output only to that port. This is useful for applications which require high speed ports. Once the HOST port has logged out, the outputs to the other ports are restored.

To configure a system terminal, see the "System and limited access passwords" in the configuration record (LD 17). See also OVL403 and OVL404 messages, which are output to the ports affected by a HOST log in.

PDT and OAM commands for SSH File Transfer Protocol (SFTP)

SSH File Transfer Protocol (SFTP) is a network protocol that provides confidentiality and integrity to data (such as files or commands) transmitted between an SFTP client and a server. When you upgrade to CS 1000 Release 6.0 from older CS 1000 releases, the SFTP client is enabled by default. For more information on SFTP, refer to *Signaling Server IP Line Applications Fundamentals* (NN43001-125).

To use the SFTP client, enable the client by running either LD 117 or OAM commands. For more information on LD 117 commands, refer to "[LD 117: Ethernet and Alarm Management](#)" ([page 1119](#))

The commands to enable or disable FTP and SFTP transfers in the system are provided exclusively on the OAM and PDT2 shells, and only users with PWD2 rights can execute them. The OAM and PDT commands for SFTP are listed below:

- **disInsecureTransfers**: Disables all insecure FTP transfers in the system.
- **enlInsecureTransfers**: Enables all insecure FTP transfers in the system.
- **disSecureTransfers**: Disables all insecure SFTP transfers in the system.
- **enlSecureTransfers**: Enables all insecure SFTP transfers in the system.
- **statInsecureTransfers**: Shows whether insecure transfer access is enabled or disabled.

- **statSecureTransfers**: Shows whether secure transfer access is enabled or disabled.
- **joinSecDomain**: Establish mutual trust with the Primary Security Server.
- **leaveSecDomain**: Remove the Primary Security Server mutual trust information from the device.
- **statSecDomain**: Display the Primary Security Server IP address and fingerprint.

Line mode interface log in procedure

The Overlay Loader offers a Line Mode interface. With Line Mode enabled (LON), the backspace can be used to edit input. The entered information (responses, for example) is not processed until the <CR> is entered. When the Line Mode is disabled (LOF), the system terminal interface processes information as it is entered.

Note: Line Mode interface requires the setting: seven data bits, space parity and one stop bit.

The Serial Data Interface (SDI) application on the Multi-Purpose Serial Data Link (MSDL) card offers the Line Mode Editing (LME) function. With the LME function enabled (FUNC=LME), the backspace can be used to edit input. The LME function is supported only on VT200 type terminals running EM200 emulation mode.

Procedure 1 Logging in and out

Step	Action
1	Press <CR> <ul style="list-style-type: none">• If the response is: OVL111 nn TTY or OVL111 nn SL-1• That means: Someone else is logged into the system. When they have logged off, press <CR> and go to Step 2.• If the response is: OVL111 nn IDLE or OVL111 nn BACKGROUND• That means: You are ready to log into the system. Go to Step 2.• If the response is: OVL000 > That means: This is the program identifier which indicates that you are have already logged into the system. Go to Step 4.
2	Enter: LOGI , and then press <CR>

The normal response is: **PASS?**

If there is any other response, refer to the message text in the System Error Messages NTP.

- 3 Enter: **Level 1 or Level 2 password** and press <CR>.
If the password is correct, the system responds with the prompt:
>
 - 4 Load a program by entering: **LD XXX** where XXX represents the overlay program number).
 - 5 Perform tasks
 - 6 End the program by entering: **END** or ********
 - 7 Always end the log in session with: **LOGO**
- The background routines are then loaded automatically.

--End--

Access through the maintenance telephone

A telephone functions as a maintenance telephone when you define the class-of-service as MTA (maintenance telephone allowed) in the Multi-line Telephone Administration program (LD 11). You can use a maintenance telephone to send commands to the system, but you can use only a subset of the commands that can be entered from a system terminal.

You can test tones and outpulsing through the maintenance telephone. Specific commands for those tests are given in the Tone and Digit Switch and Digitone Receiver Diagnostic (LD 34).

To access the system using the maintenance telephone, see Procedure 2. To enter commands, press the keys that correspond to the letters and numbers of the command (for example, to enter LD 42 return, key in 53#42##). [Table 2 "Translation from keyboard to dial pad" \(page 36\)](#) shows the translation from a keyboard to a dial pad.

The following overlays (LDs) ARE accessible from a maintenance telephone: 30, 32, 33, 34, 36, 37, 38, 42, 43, 45, 46, 60, 61, and 62

The following overlays (LDs) ARE NOT accessible from a maintenance telephone: 31, 40, 48, 77, 80, 92, 96, 135, 37

Note: To use the maintenance telephone, the loop for that telephone must be operating.

Table 2
Translation from keyboard to dial pad

Keyboard				Dial pad
			1	1
A	B	C	2	2
D	E	F	3	3
G	H	I	4	4
J	K	L	5	5
M	N	O	6	6
P, Q	R	S	7	7
T	U	V	8	8
W	X	Y, Z	9	9
			Space or #	#
			Return	##
			*	*

Note: There is no equivalent for Q or Z on a dial pad.

Procedure 2
Accessing through the maintenance telephone

Step	Action
1	Press the prime DN key.
2	Place the phone in maintenance mode by entering: xxxx91 Where: "xxxx" is the customer Special Prefix (SPRE) number. It is defined in the Customer Data Block and can be printed using LD 21. The SPRE number is typically "1" (which means you would enter 191).
3	Check for busy tone by entering "return": ## <ul style="list-style-type: none"> • If there is no busy tone, go to Step 4. • If there is a busy tone, a program is active. To end an active program and access the system enter: ****
4	Load a program by entering: 53#xx## Where: "xx" represents the number of the overlay program
5	Perform tasks.
6	To exit the program and return the telephone to call processing mode, enter: ****

Background routines are then loaded automatically.

--End--

Accessing Meridian Mail

You can use a Small System to access Meridian Mail Administration & Maintenance through a shared terminal on the Small System. To access the Meridian Mail system, log in and enter: AX. To exit from Meridian Mail, press the Control key and the closed square bracket (]) simultaneously.

Preview of overlay content

System information, call information, features and services are all controlled by overlays (LDs). Data blocks are used to control this information. Listed below are some of the items accessible through the overlays.

Type	Overlay(s)	Item
Terminal Number data block	10, 11, 12, 14	<ul style="list-style-type: none"> • busy lamp field • Class of Service (CLS) • feature access and requirements • key assignments • route assignment • telephone features (# of key strips, data modules) • telephone type • trunk access • trunk type
Customer data block	15	<ul style="list-style-type: none"> • attendant console information • customer number • feature access codes • incoming call identification • intercept options • Listed Directory Number (LDN) • night service • Recorded Announcement (RAN)
Route data block	16	<ul style="list-style-type: none"> • access codes • Call Detail Recording (CDR) information • code restrictions • network trunk features • route number • trunk route type • trunking features (timers, starting arrangements)
Configuration data block	17	<ul style="list-style-type: none"> • input/output devices • memory location • network loop usage • number of memory modules

Type	Overlay(s)	Item
		<ul style="list-style-type: none"> • number of network loops • system parameters (call register, buffer sizes, traffic)

System memory and disk space

The following memory information is output when an administration program is loaded. This information is used to plan the addition of new features, such as speed call lists, which require memory and disk space.

MEM AVAIL: (U/P): pppppp USED: qqqqqq TOT: rrrrrr

or (depending on the total amount of memory)

MEM AVAIL: (U-ppppp1 P-ppppp2): USED: qqqqqq TOT: rrrrrr

DISK RECS AVAIL: xxxxx, for Small Systems

DISK SPACE NEEDED: nnnnn KBYTES, for Large Systems

Legend:

Element	Definition
ppppp1	Amount of unprotected memory available for use (in words)
ppppp2	Amount of protected memory available for use (in words)
ppppp	Total memory available for use (ppppp1 + ppppp2) (in words)
qqqqq	Total amount of memory used (in words)
rrrrrr	Total amount of memory (in words)
xxxxx	Records available for storage of additional data (Small Systems)
nnnnn	Records available for storage of additional data (Large Systems)

Low memory and disk warnings

If the amount of memory or disk space is low, the following messages are output on the systems.

WARNING: LOW MEMORY
 WARNING: LOW DISK
 WARNING: LOW MEMORY/DISK

Note: The LOW DISK messages are not displayed after sysload and until a data dump is performed.

**WARNING**

When the LOW MEMORY, LOW DISK, or LOW MEMORY/DISK messages appear, avoid performing further administration changes which require more memory and disk space. These changes can be lost during the next data dump.

When low memory or disk problems occur, a review of system memory is recommended. Memory can be reclaimed by removing unused features. For example, the system may have speed call lists which are no longer used and can be removed.

Depending on the data storage type required (such as protected/unprotected), it can be necessary to perform an initialize or sysload to access the reclaimed data store space.

A disk record stores approximately 500 words of protected data store. A single 3.5 inch high density floppy disk can hold a maximum of 1425 records.

When the software detects that more than one floppy disk is required, the data is compressed during the backup, thereby reducing the number of disks required.

System Lookup messages

On systems equipped with System Errors and Events Lookup package 245, it is possible to display system messages on screen. Specific system messages may then be viewed on screen if the user enters ERR followed by the desired system error code and <CR>. The following example shows the data entries necessary to view error message SCH946:

- Login to switch
- PASS (Enter only your password)
- ERR SCH946<CR>(The user must type "ERR SCH946" and press return)

The screen displays the error message corresponding to SCH946. In this case, that message is:

Invalid User Type

For further information about system messages refer to the *Software Input Output Reference - System Messages* (NN43001-712).

Multi-User Login

Meridian 1 Multi-User Login (MULTI_USER) (package 242) enables up to five users to log in, load, and execute overlays simultaneously. These users are in addition to an attendant console or maintenance terminal. The multi-user capability increases the efficiency of technicians by enabling them to perform tasks in parallel. To facilitate this operating environment, Multi-User Login includes significant functionality:

- Database conflict prevention
- Additional user commands
- TTY log files
- TTY directed I/O

With multiple overlays operating concurrently, there is the potential for a database conflict if two or more overlays attempt to modify the same data structure. Multi-User Login software prevents such conflicts. When a user requests that an overlay be loaded, the software determines if it poses a potential conflict with an overlay that is already executing. If no conflict exists, the requested overlay is loaded. If a conflict does exist, the system issues the following message:

OVL429-OVERLAY CONFLICT

The user can try again later, or try to load a different overlay.

Multi-User Login also introduces several user commands. With these commands, the user has the ability to:

- communicate with other users
- determine who is logged into the system
- halt and resume background and midnight routines
- initiate and terminate terminal monitoring
- change printer output assignment

Note: For complete feature information about Multi-User Login, consult the *Overlay Loader and Multi-User Login* section in this NTP.

Maintenance display codes

Maintenance displays are located on the faceplate of certain circuit cards. A maintenance display code is a one-, two-, or three-digit alphanumeric code which can indicate the status of the system and identify faulty equipment. For a detailed definition of these codes, see the section titled "HEX" in the System Error Messages NTP.

Time and date of fault

The system identifies the time that faults are detected. When a diagnostic message is output, a timestamp is output within 15 minutes. The format is:

TIMxxx hh:mm dd/mm/yy CPU x

Where: **xxx** is the system ID

The time, date, and system ID are set in LD 2.

Alphabetical list of packages

The following list is a comprehensive alphabetical list of packages that can be equipped on Meridian 1 or CS 1000S systems. For a numerical list of available packages, refer to the section titled [“Numerical list of packages”](#) (page 55).

Mnemonic	Feature Name	Number	Release
AA	Attendant Administration	54	1
AAA	Attendant Alternative Answering	174	15
AAB	Automatic Answerback	47	1
ABCD	16-Button Digitone/Multifrequency Telephone	144	14
ACDA	Automatic Call Distribution, Package A	45	1
ACDB	Automatic Call Distribution, Package B	41	1
ACDC	Automatic Call Distribution Package C	42	1
ACDD	Automatic Call Distribution Package D	50	2
ACDE	ACD/CDN Expansion	388	25.4
ACLI	Analog Calling Line Identification	349	24
ACNT	Automatic Call Distribution, Account Code	155	13
ACRL	AC15 Recall	236	20
ADMINSET	Set Based Administration	256	21
ADSP	ACD Night Call Forward without Disconnect Supervision	289	23
AFNA	Attendant Forward No Answer	134	14
AINS	Automatic Installation	200	16
ALRM_FILTER	Alarm Filtering	243	19
ANI	Automatic Number Identification	12	1
ANIR	ANI Route Selection	13	1
AOP	Attendant Overflow Position	56	1
APL	Auxiliary Processor Link	109	10

44 Alphabetical list of packages

Mnemonic	Feature Name	Number	Release
ARDL	Automatic Redial	304	22
ARFW	Attendant Remote Call Forward	253	20
ARIE	Aries Digital Sets	170	14
ATAN	Attendant Announcement	384	25.4
ATM	Automatic Trunk Maintenance	84	7
ATX	Autodial Tandem Transfer	258	20
AUXS	Automatic Call Distribution Package D, Auxiliary Security	114	12
AWU	Automatic Wake-Up	102	10
BACD	Basic Automatic Call Distribution	40	1
BARS	Basic Alternate Route Selection	57	1
BASIC	Basic Call Processing	0	1
BAUT	Basic Authorization Code	25	1
BGD	Background Terminal	99	10
BKI	Attendant Break-In/Trunk Offer	127	1
BNE	Business Network Express	367	25
BQUE	Basic Queuing	28	1
BRI	Basic Rate Interface	216	18
BRIL	BRI line application	235	18
BRIT	ISDN BRI Trunk Access	233	18
BRTE	Basic Routing	14	1
BTD	Busy Tone Detection Tone	294	21
CAB	Charge Account/Authorization Code	24	1
CALL ID	Call ID (for AML applications)	247	19
CASM	Centralized Attendant Services (Main)	26	1
CASR	Centralized Attendant Services (Remote)	27	1
CBC	Call-by-Call Service	117	13
CCB	Collect Call Blocking	290	21
CCDR	Calling line Identification in Call Detail Recording	118	13
CCOS	Controlled Class Of Service	81	7
CDP	Coordinated Dialing Plan	59	1
CDIR	Corporate Directory	381	
CDR	Call Detail Recording	4	1
CDRE	Call Detail Recording Expansion (7 digit)	151	13

Mnemonic	Feature Name	Number	Release
CDRQ	ACD CDR Queue Record	83	3
CDRX	Call Detail Recording Enhancement	259	20
CHG	Charge Account for CDR	23	1
CHINA	China Attendant Monitor Package	285	21
CHTL	China Toll Package	292	21
CISMFS	Commonwealth of Independent States Multifrequency Shuttle Signalling	326	23
CIST	Commonwealth of Independent States - Trunk	221	21
CNAME	Calling Name Delivery	333	23
CNUMB	Calling Number Delivery	332	23
COOP	Console Operations	169	14
CORENET	Core Network Module	299	21
CDIR	Corporate Directory	381	25
CPCI	Called Party Control on Internal Calls	310	22
CPGS	Console Presentation Group	172	15
CPIO	Call Processor Input/Output (Option 81C)	298	21
CPND	Calling Party Name Display	95	10
CPP	Calling Party Privacy	301	21
CPP_CNI	CP Pentium Backplane for Intel Machine	368	25
CPRK	Call Park	33	2
CPRKNET	Call Park Networkwide	306	22
CSL	Command Status Link	77	8
CTY	Call Detail Recording on Teletype Terminal	5	1
CUST	Multiple-Customer Operation	2	1
CWNT	Call Waiting Notification (Meridian 911)	225	19
DASS2	Digital Access Signaling System 2	124	16
DBA	Data Buffering and Access	351	24
DCON	M2250 Attendant Console	140	15
DCP	Directed Call Pickup	115	12
DDSP	Digit Display	19	1
DHLD	Deluxe Hold	71	4
DI	Dial Intercom	21	1
DISA	Direct Inward System Access	22	1
DKS	Digit Key Signaling	180	1

Mnemonic	Feature Name	Number	Release
DLDN	Departmental Listed Directory Number	76	5
DLT2	M2317 Digital Sets	91	9
DMWI	DPNSSI Message Waiting Indication	325	23
DNDG	Do-Not-Disturb, Group	16	1
DNDI	Do-Not-Disturb, Individual	9	1
DNIS	Dialed Number Identification System	98	10
DNWK	DPNSS Network Services	231	16
DNXP	Directory Number Expansion (7 Digit)	150	13
DPNA	Direct Private Network Access	250	21
DPNSS189I	Enhanced DPNSS1 Gateway	284	20
DPNSS	Digital Private Network Signaling System 1	123	16
DPNSS_ES	DPNSS Enhanced Services	288	21
DRNG	Distinctive Ringing	74	4/9
DSET	M2000 Digital Sets	88	7
DTI2	2 Mbit Digital Trunk Interface	129	10
DTD	Dial Tone Detector	138	10
DTOT	DID to Tie (Japan only)	176	16
EAR	Enhanced ACD Routing	214	17
ECCS	Enhanced Controlled Class of Service	173	15
ECT	Enhanced Call Trace	215	18
EDRG	Executive Distinctive Ringing	185	16
EES	End-To-End Signaling	10	1
EMUS	Enhanced Music	119	12
ENS	Enhanced Night Service	133	20
EOVF	ACD Enhanced Overflow	178	15
ESA	Emergency Services Access	329	23
ESA_CLMP	Emergency Services Access Calling Number Mapping	331	23
ESA_SUPP	Emergency Services Access Supplementary	330	23
ETSI_SS	Euro Supplementary service	323	22
EURO	Euro ISDN	261	20
Extended MGP Resources	Extended Media Gateway PRI Resources	418	5.5
FAXS	HiMail Fax Server	195	18
FCC 68	FCC Compliance for DID Answer Supervision	223	17

Mnemonic	Feature Name	Number	Release
FCA	Forced Charge Account	52	1
FCBQ	Flexible Call Back Queuing	61	1
FCDR	New Format CDR	234	18
FDID	Flexible DID	362	24
FFC	Flexible Feature Codes	139	15
FFCSF	Boss Secretary Filtering (FFC activation)	198	15
FGD	Feature Group D	158	17
FIBN	Fiber Network	365	25
FMCL	Converged Mobile Users	414	5.5
FNP	Flexible Numbering Plan	160	14
FRTA	French Type Approval	197	15
FTC	Flexible Tones and Cadences	125	16
FTDS	Fast Tone and Digit Switch	87	7
FXS	Flexible Services Package	152	25
GCM	General Call Monitor	344	24
GRP	Group Call	48	1
GRPRIM	Geographic Redundancy Primary system	404	4.0
GRSEC	Geographic Redundancy Secondary system	405	4.0
GPRI	International 1.5/2.0 Mb/s Gateway	167	18
GCM	Global Call Monitoring	344	24
H323_VTRK	H.323 Virtual Trunk	399	3.0
HA	High availability	410	5.0
HIST	History File	55	1
HOSP	Hospitality Management	166	16
HOT	Enhanced Hot Line	70	4/10
HSE	Hospitality Screen Enhancement	208	17
HVS	Meridian Hospitality Voice Service	179	16
IAP3P	Integrated Services Digital Network Application Module Link for Third Party Vendors	153	13
ICDR	Internal CDR	108	10
ICON_PACKAGE	M3900 Full Icon Support	397	3.0
ICP	Intercept Computer Interface	143	10
IDA	Integrated Digital Access	122	16
IDC	Incoming DID Digit Conversion	113	12

Mnemonic	Feature Name	Number	Release
IEC	Inter-Exchange Carrier	149	13
IMS	Integrated Message System UST and UMG are part of IMS Package.	35	2
INBD	International nB+D	255	20
INTR	Intercept Treatment	11	1
IPEX	IP Expansion	295	3.0
IPMG	IP Media Gateway	403	4.0
IPRA	International Primary Rate Access	202	15
ISDN	Integrated Services Digital Network	145	13
ISDN INTL SUP	ISDN Supplementary Features	161	14
ISL	ISDN signaling Link	147	13
ISPC	ISDN Semi-Permanent Connection	313	22
IVR	Hold in Queue for IVR	218	18
JDMI	Japan Digital Multiplex Interface	136	14
JPN	Japan Central Office Trunks	97	9
JTDS	Japan Tone and Digit Switch	171	14
JTTC	Japan Telecommunication Technology Committee	335	23
KD3	Spanish KD3 DID/DOD interface	252	20
LAPW	Limited Access to Overlays	164	16
L1MF	X08 to X11 Gateway	188	15
LLC	Line Load Control	105	10
LMAN	Automatic Call Distribution Load Management (C2)	43	1
LNK	ACDD, Auxiliary Link Processor	51	2
LNR	Last Number Redial	90	8
LOCX	Location Code Expansion	400	4.0
LSCM	Local Steering Code Modifications	137	10
LSEL	Automatic Line Selection	72	4
M3900_PROD_ENH	M3900 Phase III Productivity Enhancement	386	25.4
M3900_RGA_PROG	M3900 Ring Again	396	3.0
M911 ENH	M911 Enhancement Display	249	25
MAID	Maid Identification	210	17
MASTER	Euro ISDN Trunk - Network Side	309	22
MAT	MAT 5.0	296	22
MC32	Meridian Companion Enhanced Capacity	350	24

Mnemonic	Feature Name	Number	Release
MCBQ	Network callback Queuing	38	2
MCMO	Meridian 1 Companion Option	240	19
MCT	Malicious Call Trace	107	10
MED_LANG	M3904 Mediterranean Language group	395	3.0
MEET	MCDN End to End Transparency	348	24
MFC	Multifrequency Compelled Signaling	128	9
MFE	Multifrequency Signaling for Socotel	135	10
MINT	Message Intercept	163	15
MLIO	Multi-Language I/O Package	211	16
MLM	Meridian Link Modular Server	209	16
MLMS: Brazilian	Meridian Link Modular Server: Brazilian	264	20
MLMS: Chinese (PRC)	Meridian Link Modular Server: Chinese (PRC)	265	20
MLMS: Chinese (ROC)	Meridian Link Modular Server: Chinese (ROC)	266	20
MLMS: Dainish	Meridian Link Modular Server: Dainish	267	20
MLMS: Dutch	Meridian Link Modular Server: Dutch	268	20
MLMS: Finnish	Meridian Link Modular Server: Finnish	269	20
MLMS: Canadian French	Meridian Link Modular Server: Canadian French	270	20
MLMS: European French	Meridian Link Modular Server: European French	271	20
MLMS: German	Meridian Link Modular Server: German	272	20
MLMS: Italian	Meridian Link Modular Server: Italian	273	20
MLMS: Japanese	Meridian Link Modular Server: Japanese	274	20
MLMS: Korean	Meridian Link Modular Server: Korean	275	20
MLMS: Norwegian	Meridian Link Modular Server: Norwegian	276	20
MLMS: Russian	Meridian Link Modular Server: Russian	277	20
MLMS: European Spanish	Meridian Link Modular Server: European Spanish	278	20
MLMS: Latin Am. Spanish	Meridian Link Modular Server: Latin American Spanish	279	20
MLMS: Swedish	Meridian Link Modular Server: Swedish	280	20
MLWU	Multi-Language Wake Up	206	16
MOBX	Mobile Extensions	412	5.5
MPH	Meridian 1 Packet Handler	248	19

Mnemonic	Feature Name	Number	Release
MPO	Multi-Party Operations	141	20
MQA	Multiple Queue Assignment	297	21
MR	PPM/Message Registration	101	10
MS_CONV	Multimedia Systems Convergence	408	4.50
MSB	Make Set Busy	17	1
MSDL	Multipurpose Serial Data Link	222	18
MSDL SDI	MSDL Serial Data Interface	227	19
MSDL STA	MSDL Single Terminal Access	228	19
MSMN	Mobility Networking	370	25
MULTI_USER	Multi-User Login	242	19
MUS	Music	44	1
MUSBRD	Music Broadcast	328	23
MWC	Message Waiting Center	46	1
MWI	Message Waiting Indication Interworking with DMS	219	19
M911	Meridian 911	224	19
NACD	Network Automatic Call Distribution	207	15
NARS	Network Alternate Route Selection	58	1
NAS	Network Attendant Service	159	20
NAUT	Network Authorization Code	63	1
NCOS	Network Class Of Service	32	1
NFCR	New Flexible Code Restriction	49	2
NGCC	Nortel Symposium Call Center	311	22
NGEN	Next Generation Connectivity	324	22
NI2	North America National ISDN Class II Equipment	291	21
NI-2 CBC	NI-2 Call By Call Service Selection	334	23
NI-2 Name	NI-2 Name Display Supplementary Service	385	25.4
NMCE	NGenR2/Meridian Communications Exchange Connectivity	364	24
NMS	Network Message Services	175	16
NSC	Network Speed Call	39	2
NSIG	Network Signaling	37	2
NTRF	Network Traffic Measurements	29	1
NTWK	Advanced ISDN Network Services	148	13
NXFR	Network Call Transfer	67	3

Mnemonic	Feature Name	Number	Release
OAS	Observe Agent Security	394	3.0
ODAS	Office Data Administration System	20	1
OHOL	On Hold On Loudspeaker	196	20
OHQ	Off-Hook Queuing	62	1
OOD	Optional Outpulsing Delay	79	5
OPAO	Outpulsing, asterisk (*) and octothorpe (#)	104	
OPCB	Operator Call Back (China #1)	126	14
OPEN ALARM	Open Alarms	315	22
OPTF	Optional Features	1	1
ORC_RVQ	Remote Virtual Queueing	192	18
OVLP	Overlap Signaling (M1 to M1 and M1 to 1TR6 CO)	184	15
PAGENET	Call Page Networkwide	307	22
PAGT	Automatic Call Distribution, Priority Agent	116	12
PBXI	1.5 Mbit Digital Trunk Interface	75	5
PCA	Personal Call Assistant	398	3.0
PEMD	Pulsed E&M (Indonesia, French Colisée)	232	18
PHTN	Phantom TN	254	20
PLDN	Group Hunt/DN Access to SCL	120	15
PLUGIN	Plug-In	366	24
PMSI	Property Management System Interface	103	10
PONW	Priority Network Override	389	25.4
POVR	Priority Override/Forced Camp-On	186	20
PQUE	Network Priority Queueing	60	1
PRA	Primary Rate Access (CO)	146	13
PRI2	2.0 Mb/s Primary Rate Interface	154	14
PVQM	Proactive Voice Quality Management	401	4.0
PXLT	Pretranslation	92	8
QSIG	Q reference signaling point Interface	263	20
QSIG GF	QSIG Generic Functional protocol	305	22
QSIG SS	QSIG Supplementary service	316	22
RAN	Recorded Announcement	7	1
RANBRD	Recorded Announcement Broadcast	327	23
RCK	Ringing Change Key	193	15
REMOTE_IPE	Remote IPE	286	

Mnemonic	Feature Name	Number	Release
RMS	Room Status	100	10
ROA	Recorded Overflow Announcement	36	2
RPA	Radio Paging	187	15
RUCM	Russian Call Monitoring	353	24
RVQ	Remote Virtual Queuing	192	18
SACP	Semi-Automatic Camp-On	181	15
SAMM	Stand-alone Meridian Mail	262	20
SAR	Scheduled Access Restrictions	162	20
SBO	Branch Office	390	2.0
SCC	Tone Detector Special Common Carrier	66	7
SCDR	Station Activity Records	251	20
SCI	Station Category Indication	80	7
SCMP	Station Camp-On	121	20
SECL	Series Call	191	15
SIP	SIP Gateway and Converged Desktop	406	4.0
SIP_LINES	SIP Line Services	417	6.0
SIPL_NORTEL	Nortel SIP Lines	415	5.5
SIPL_3RDPARTY	Third Party SIP Lines	416	5.5
SLP	Station Loop Preemption	106	10
SMS	Short Message Service	346	24
SNR	Stored Number Redial	64	3
SOFTSWITCH	Soft Switch	402	4.0
SR	Set Relocation	53	1
SSAU	Station Specific Authorization Codes	229	19
SS5	500 Set Dial Access to Features	73	4
SS25	2500 Set Features	18	1
SSC	System Speed Call	34	2
STA	Single Term Access	228	19
STS	Set to Set Messaging	380	25
SUPP	International Supplementary Features	131	9
SUPV	Supervisory Attendant Console	93	8
SVCT	Supervisory Console Tones	189	20
SYS_MSG_LKUP	System Errors and Events Lookup	245	19
TAD	Time and Date	8	1

Mnemonic	Feature Name	Number	Release
TATO	Trunk AntiTromboning	312	
TBAR	Trunk Barring	132	20
TDET	Tone Detector	65	7
TENS	Multiple-Tenant Service	86	7
TFM	Trunk Failure Monitor	182	15
THF	Trunk Hook Flash (Centrex)	157	14
TLSV	Telephony Services	413	5.5
TMON	Traffic Monitoring	168	
TOF	Automatic Call Distribution, Timed Overflow Queuing	111	10
TSET	M3000 Digital Sets	89	7
TVS	Trunk Verification from Station	110	9.32
TWR1	Taiwan R1	347	24
UIGW	Universal ISDN Gateways	283	20
UK	United Kingdom	190	16
UUI	Call Center Transfer Connect	393	3.0
VAWU	VIP Auto Wake Up	212	17
VMBA	Voice Mailbox Administration	246	19
VIR_OFF_ENH	M3900 Phase III Virtual Office Enhancement	387	25.4
VIRTUAL_OFFICE	Virtual Office	382	25
VNS	Virtual Network Services	183	16
VO	Virtual Office	382	3.0
VOE	Virtual Office Enhancement	387	3.0
XCT0	M1 Enhanced Conference, TDS and MFS	204	15
XCT1	M1 Superloop Administration (LD 97)	205	15
XPE	Meridian 1 XPE	203	15
ZBD	Zone Based Dialing	420	6.0
ZCAC	Zone Call Admission Control	407	4.50

Numerical list of packages

The following list is a comprehensive numerical list of available packages that can be equipped on Meridian 1 and CS 1000 systems. For an alphabetical list of packages, see [“Alphabetical list of packages” \(page 43\)](#).

Number	Mnemonic	Name
0	BASIC	Basic Call Processing
1	OPTF	Optional Features
2	CUST	Multi-Customer Operation
4	CDR	Call Detail Recording, Teletype Terminal
5	CTY	Call Detail Recording, Teletype Terminal
7	RAN	Recorded Announcement
8	TAD	Time and Date
9	DNDI	Do Not Disturb Individual
10	EES	End-to-End Signaling
11	INTR	Intercept Treatment
12	ANI	Automatic Number Identification
13	ANIR	Automatic Number Identification, Route Selection
14	BRTE	Basic Routing
16	DNDG	Do Not Disturb Group
17	MSB	Make Set Busy
18	SS25	Special Service for 2500 Sets
19	DDSP	Digit Display
20	ODAS	Office Data Administration System
21	DI	Dial Intercom
22	DISA	Direct Inward System Access
23	CHG	Charge Account for CDR
24	CAB	Charge Account/Authorization code
25	BAUT	Basic Authorization code

Number	Mnemonic	Name
26	CASM	Centralized Attendant Service (Main)
27	CASR	Centralized Attendant Service (Remote)
28	BQUE	Basic Queuing
29	NTRF	Network Traffic must have NWK packages.
32	NCOS	Network Class of Service
33	CPRK	Call Park
34	SSC	System Speed Call
35	IMS	Integrated Message Services. UST and UMG are part of the IMS package.
36	ROA	Recorded Overflow Announcement
37	NSIG	Network Signaling
38	MCBQ	Network Call Back Queuing
39	NSC	Network Speed Call
40	BACD	Basic Automatic Call Distribution
41	ACDB	Automatic Call Distribution, Package B
42	ACDC	Automatic Call Distribution, Package C
43	LMAN	Automatic Call Distribution, Load Management Reports
44	MUS	Music
45	ACDA	Automatic Call Distribution, Package A
46	MWC	Message Waiting Center
47	AAB	Automatic Answerback
48	GRP	Group call
49	NFCR	New Flexible Code Restriction
50	ACDD	Automatic Call Distribution, Package D
51	LNK	ACDD, Auxiliary Link Processor
52	FCA	Forced Charge Account
53	SR	Set Relocation
54	AA	Attendant Administration
55	HIST	History File
56	AOP	Attendant Overflow Position
57	BARS	Basic Alternate Route Selection
58	NARS	Network Alternate Route Selection
59	CDP	Coordinated Dialing Plan
60	PQUE	Network Priority Queuing

Number	Mnemonic	Name
61	FCBQ	Flexible Call Back Queuing
62	OHQ	Off-Hook Queuing
63	NAUT	Network Authorization code
64	SNR	Stored Number Redial
65	TDET	Tone Detector
66	SCC	Tone Detector Special Common Carrier
67	NXFR	Network Call Transfer
68	ATVN	Autovon
69	ACDR	Autovon Call Detail Queue Call Restore
70	HOT	Enhanced Hot Line
71	DHLD	Deluxe Hold
72	LSEL	Automatic Line Selection
73	SS5	500 Set Dial Access to Features
74	DRNG	Distinctive Ringing
75	PBXI	1.5 Mbit Digital Trunk Interface
76	DLDN	Departmental Listed Directory Number
77	CSL	Command Status Link
79	OOD	Optional Outpulsing Delay
80	SCI	Station Category Information
81	CCOS	Controlled Class of Service
83	CDRQ	ACD CDR Queue Record
84	ATM	Automatic Trunk Maintenance
86	TENS	Multi-Tenant Service
87	FTDS	Fast Tone and Digit Switch
88	DSET	M2000 Digital Sets
89	TSET	M3000 Digital Sets
90	LNR	Last Number Redial
91	DLT2	M2317 Digital Sets
92	PXLT	Pretranslation
93	SUPV	Supervisory Console
95	CPND	Calling Party Name Display
97	JPN	Japan Central Office Trunks
98	DNIS	Dialed Number Identification System
99	BGD	Background Terminal

Number	Mnemonic	Name
100	RMS	Room Status
101	MR	PPM / Message Registration
102	AWU	Automatic Wake Up
103	PMSI	Property Management System Interface
104	OPAO	Outpulsing, asterisk (*) and octothorpe (#)
105	LLC	Line Load Control
106	SLP	Station Loop Pre-emption
107	MCT	Malicious Call Trace
108	ICDR	Internal CDR
109	APL	Auxiliary Processor Link
110	TVS	Trunk Verification from Station
111	TOF	Automatic Call Distribution, Timed Overflow Queuing
112	NKL	Notification Key Lamps
113	IDC	Incoming Digit Conversion
114	AUXS	Automatic Call Distribution Package D, Auxiliary Security
115	DCP	Directed Call Pickup
116	PAGT	Automatic Call Distribution, Priority Agent
117	CBC	Call by Call Service
118	CCDR	Calling Line Identification in Call Detail Recording
119	EMUS	Enhanced Music
120	PLDN	Group Hunt/DN Access to SCL
121	SCMP	Station Camp-On
122	IDA	Integrated Digital Access. COMDT is part of IDA Package
123	DPNSS	Digital Private Network Signaling System 1
124	DASS2	Digital Access Signaling System 2
125	FTC	Flexible Tones and Cadences
126	OPCB	Operator Call Back (China #1)
127	BKI	Attendant Break-In/Trunk Offer
128	MFC	Multifrequency Compelled Signaling
129	DTI2	2 Mbit Digital Trunk Interface
131	SUPP	International Supplementary Features
132	TBAR	Trunk Barring
133	ENS	Enhanced Night Service
134	AFNA	Attendant Forward No Answer

Number	Mnemonic	Name
135	MFE	Multifrequency Signaling for Socotel
136	JDMI	Japan Digital Multiplex Interface
137	LSCM	Local Steering Code Modification
138	DTD	Dial Tone Detection
139	FFC	Flexible Feature Codes
140	DCON	M2250 Attendant Console
141	MPO	Multi-Party Operations
143	ICP	Intercept Computer Interface
144	ABCD	16-Button Digitone/Multifrequency Telephone
145	ISDN	Integrated Services Digital Network
146	PRA	Primary Rate Access (CO)
147	ISL	ISDN Signaling Link
148	NTWK	Advanced ISDN Network Services
149	IEC	Inter-Exchange Carrier
150	DNXP	DN Expansion (7 digit)
151	CDRE	CDR Expansion (7 digit)
152	FXS	Flexible Services Package
153	IAP3P	ISDN AP for 3rd Party Vendors
154	PRI2	2.0 Mb/s Primary Rate Interface
155	ACNT	Automatic Call Distribution, Account Code
157	THF	Trunk Hook Flash (Centrex)
158	FGD	Feature Group D
159	NAS	Network Attendant Service
160	FNP	Flexible Numbering Plan
161	ISDN INTL SUP	ISDN Supplementary Features
162	SAR	Scheduled Access Restrictions
163	MINT	Message Intercept
164	LAPW	Limited Access to Overlays
165	RPE2	2.0 Mb/s Remote Peripheral Equipment
166	HOSP	Hospitality Management
167	GPRI	International 1.5/2.0 Mb/s Gateway
168	TMON	Traffic Monitoring
169	COOP	Console Operations
170	ARIE	Aries Digital Sets

Number	Mnemonic	Name
171	JTDS	Japan Tone and Digit Switch
172	CPGS	Console Presentation Groups
173	ECCS	Enhanced Controlled Class of Service
174	AAA	Attendant Alternative Answering
175	NMS	Network Message Services
176	DTOT	DID To Tie (Japan only)
178	EOVF	ACD Enhanced Overflow
179	HVS	Meridian Hospitality Voice Service
180	DKS	Digit Key Signaling
181	SACP	Semi-Automatic Camp-On
182	TFM	Trunk Failure Monitor
183	VNS	Virtual Network Services
184	OVLP	Overlap Signaling (M1 to M1 and M1 to 1TR6 CO)
185	EDRG	Executive Distinctive Ringing
186	POVR	Priority Override/Forced Camp-On
187	RPA	Radio Paging
188	L1MF	X08 to X11 Gateway
189	SVCT	Supervisory Console Tones
190	UK	United Kingdom
191	SECL	Series Call
192	ORC_RVQ	Remote Virtual Queuing
193	RCK	Ringling Change Key
195	FAXS	HiMail Fax Server
196	OHOL	On-Hold On-Loudspeaker
197	FRTA	French Type Approval
198	FFCSF	Boss Secretary Filtering (FFC activation)
200	AINS	Automatic Installation
202	IPRA	International Primary Rate Access (CO)
203	XPE	Meridian 1 XPE
204	XCT0	M1 Enhanced Conference, TDS and MFS
205	XCT1	M1 Superloop Administration (LD 97)
206	MLWU	Multi Language Wake Up
207	NACD	Network Automatic Call Distribution
208	HSE	Hospitality Screen Enhancement

Number	Mnemonic	Name
209	MLM	Meridian Link Modular Server
210	MAID	Maid Identification
211	MLIO	Multi Language Input/Output
212	VAWU	VIP Automatic Wake Up
214	EAR	Enhanced ACD Routing
215	ECT	Enhanced Call Trace
216	BRI	Basic Rate Interface
218	IVR	Hold in queue for IVR
219	MWI	Message Waiting Indication Interworking with DMS
221	CIST	Commonwealth of Independent States -Trunk
222	MSDL	Multi-purpose Serial Data Link
223	FCC 68	FCC Compliance for DID Answer Supervision
224	M911	Meridian 911
225	CWNT	Call Waiting Notification (Meridian 911)
227	MSDL SDI	MSDL Serial Data Interface
228	MSDL STA	Single Terminal Access
229	SSAU	Station Specific Authorization Codes
231	DNWK	DPNSS Network Services
232	PEMD	Pulsed E & M (Indonesia, French Colisée)
233	BRIT	ISDN BRI Trunk Access
234	FCDR	New Format CDR
235	BRIL	BRI line application
236	ACRL	AC15 Recall
240	MCMO	Meridian 1 Companion Option
242	MULTI_USER	Multi-User Login
243	ALRM_FILTER	Alarm Filtering
245	SYS_MSG_LKUP	System Errors and Events Lookup (Option 81C)
246	VMBA	Voice Mailbox Administration
247	CALL ID	Call ID (for AML applications)
248	MPH	Meridian1 Packet Handler
249	M911 EHN	M911 Enhancement Display
250	DPNA	Direct Private Network Access
251	SCDR	Station Activity Records
252	KD3	Spanish KD3 DID/DOD interface

Number	Mnemonic	Name
253	ARFW	Attendant Remote Call Forward
254	PHTN	Phantom TN
255	INBD	International nB+D
256	ADMINSET	Set Based Administration
257	EQA	Equal Access
258	ATX	Autodial Tandem Transfer
259	CDRX	Enhanced Call Detail Recording
261	EURO	EuroISDN
262	SAMM	Standalone Meridian Mail
263	QSIG	QSIG Interface
264	MLMS: Brazilian	Meridian Link Modular Server: Brazilian
265	MLMS: Chinese (PRC)	Meridian Link Modular Server: Chinese (PRC)
266	MLMS: Chinese (ROC)	Meridian Link Modular Server: Chinese (ROC)
267	MLMS: Dainish	Meridian Link Modular Server: Dainish
268	MLMS: Dutch	Meridian Link Modular Server: Dutch
269	MLMS: Finnish	Meridian Link Modular Server: Finnish
270	MLMS: Canadian French	Meridian Link Modular Server: Canadian French
271	MLMS: European French	Meridian Link Modular Server: European French
272	MLMS: German	Meridian Link Modular Server: German
273	MLMS: Italian	Meridian Link Modular Server: Italian
274	MLMS: Japanese	Meridian Link Modular Server: Japanese
275	MLMS: Korean	Meridian Link Modular Server: Korean
276	MLMS: Norwegian	Meridian Link Modular Server: Norwegian
277	MLMS: Russian	Meridian Link Modular Server: Russian
278	MLMS: European Spanish	Meridian Link Modular Server: European Spanish
279	MLMS: Latin Am. Spanish	Meridian Link Modular Server: Latin American Spanish
280	MLMS: Swedish	Meridian Link Modular Server: Swedish
283	UIGW	Universal ISDN Gateways
284	DPNSS 189I	Enhanced DPNSS1 Gateway
285	CHINA	China Attendant Monitor Package
286	REMOTE_IPE	Remote IPE

Number	Mnemonic	Name
288	DPNSS_ES	DPNSS Enhanced Services
289	ADSP	ACD Night Call Forward without Disconnect Supervision
290	CCB	Collect Call Blocking
291	NI2	North American National ISDN Class II Equipment
292	CHTL	China Toll Package
294	BTD	Busy Tone Detection
295	IPEX	IP Expansion
296	MAT	MAT 5.0
297	MQA	Multiple Queue Assignment
298	CPIO	Call Processor Input/Output (Option 81C)
299	CORENET	Core Network Module
301	CPP	Calling Party Privacy
304	ARDL	Automatic Redial
305	QSIG GF	QSIG Generic Functional protocol
306	CPRKNET	Call Park Networkwide
307	PAGENET	Call Page Networkwide
308	PTU	Preference Trunk Usage
309	MASTER	Euro ISDN Trunk - Network Side
310	CPCI	Called Party Control on Internal Calls
311	NGCC	Nortel Symposium Call Center
312	TATO	Trunk Anti Tromboning
313	ISPC	ISDN Semi-Permanent Connection
315	OPEN ALARM	Open Alarms
316	QSIG SS	QSIG Supplementary service
321	QTN	
323	ETSI_SS	Euro Supplementary service
324	NGEN	Next Generation Connectivity
325	DMWI	DPNSSI Message Waiting Indication
326	CISMFS	Commonwealth of Independent States Multifrequency Shuttle Signalling
327	RANBRD	Recorded Announcement Broadcast
328	MUSBRD	Music Broadcast
329	ESA	Emergency Services Access
330	ESA_SUPP	Emergency Services Access Supplementary

Number	Mnemonic	Name
331	ESA_CLMP	Emergency Services Access Calling Number Mapping
332	CNUMB	Calling Number Delivery
333	CNAME	Calling Name Delivery
334	NI-2 CBC	NI-2 Call By Call Service Selection
335	JTTC	Japan Telecommunication Technology Committee
344	GCM	General Call Monitoring
346	SMS	Short Message Service
347	TWR1	Taiwan R1
348	MEET	MCDN End to End Transparency
349	ACLI	Analog Calling Line Identification
350	MC32	Meridian Companion Enhanced Capacity
351	DBA	Data Buffering and Access
353	RUCM	Russian Call Monitoring
362	FDID	Flexible DID
364	NMCE	NGenR2/Meridian Communications Exchange Connectivity
365	FIBN	Fiber Network
366	PLUGIN	Plug-In
367	BNE	Business Network Express
368	CPP_CNI	CP Pentium Backplane for Intel Machine
370	MSMN	Mobility Networking
380	STS	Set to Set Messaging
381	CDIR	Corporate Directory
382	VIRTUAL_OFFICE	Virtual Office
384	ATAN	Attendant Announcement
385	NI-2 Name	NI-2 Name Display Supplementary Service
386	M3900_PROD_ENH	M3900 Phase III Productivity Enhancement
387	VIR_OFF_ENH	M3900 Phase III Virtual Office Enhancement
388	ACDE	ACD/CDN Expansion
389	PONW	Priority Network Override
390	SBO	Branch Office
393	UUI	Call Center Transfer Connect
394	OAS	Observe Agent Security
395	MED_LANG	M3904 Mediterranean Language group

Number	Mnemonic	Name
396	M3900_RGA_PROG	M3900 Ring Again
397	ICON_PACKAGE	M3900 Full Icon Support
398	PCA	Personal Call Assistant
399	H323_VTRK	H.323 Virtual Trunk
400	LOCX	Location Code Expansion
401	PVQM	Proactive Voice Quality Management
402	SOFTSWITCH	Soft Switch
403	IPMG	IP Media Gateway
404	GRPRIM	Geographic Redundancy Primary system
405	GRSEC	Geographic Redundancy Secondary system
406	SIP	SIP Gateway and Converged Desktop
407	ZCAC	Call Admission Control
408	MS_CONV	Multimedia Systems Convergence
410	HA	High Availability
412	MOBX	Mobile Extensions
413	TLSV	Telephony Services
414	FMCL	Converged Mobile Users
415	SIPL_NORTEL	Nortel SIP Lines
416	SIPL_3RDPARTY	Third Party SIP Lines
417	SIP_LINES	SIP Line Services
418	Extended MGP Resources	Extended Media Gateway PRI Resources
420	ZBD	Zone Based Dialing

Overlay loader and Multi-User Login

Overlay loader

The Overlay loader becomes active after the login sequence and password, and then accepts input commands from the Serial Data Interface Terminals (SDI) after the ">" prompt (after login but with no overlay executing).

Overlay loader commands

The Overlay loader commands are as follows:

Command	Description
DIST	Disable the tape interface or the MSI, FDU, MDU card.
ENLT	Enable the tape interface or the MSI, FDU, MDU card.
ERR x..x	Specific system messages are displayed (package 245 required). Where: x..x = specific error type and number (ex. ERR SCH1001)
FDLC	Cancels or stop the system wide download for M39xx units
LD xxx	Load overlay program into the overlay area, and then the loaded program assumes control. Where: xxx = number of the desired overlay program.
LD xx D	Load overlay programs from disk into the overlay area, even if the program resides in cache memory. Where: <ul style="list-style-type: none"> • xx = number of the desired overlay. • D = entered as part of command to specify the active disk.
LOF	Disable Line Mode interface (TTY setup: 7 data bits, space parity, 1 stop bit).
LOGO	Exit overlay loader and Log-off the system.
LON	Enable Line Mode interface (TTY setup: 7 data bits, space parity, 1 stop bit).

Command	Description
STAT	Print the status of the tape interface or the MSI, FDU, MDU card.
****	Aborts the current overlay program, allowing another overlay program to be loaded into the overlay area.

Multi-User Login commands

Multi-User Login enables up to five users to log in, load, and execute overlay programs simultaneously. These five users are in addition to an attendant console or maintenance terminal. The Multi-User capability also introduces several user commands. With these commands, the user has the ability to:

- determine who is logged into the system
- communicate with other connected users
- halt and resume background and midnight routines
- initiate and terminate terminal monitoring
- change printer output assignment

Note: MULTI_USER must be enabled in LD 17.

Multi-User commands

A user can issue any of the commands listed in the following table from Overlay loader or from any position within an overlay. Precede the command with an exclamation point (!) to issue a command from within an overlay.

For example, to issue the WHO command from within an overlay, type:

!

>WHO

> <CR> takes user back to the same position in current overlay

Command	Description
WHO	Displays user name, port ID, and overlay loaded for each logged-in terminal, as well as the user's MON and SPRT commands (see below).
SEND xx	Sends a message to logged-in terminal xx. When the system responds with a "SEND MSG:" prompt, enter the message text yy...yy (up to 80 characters). The text of a message is considered private and therefore is not written to any log file.
SEND ALL	Sends a message to all logged-in terminals. When the system responds with a "SEND MSG:" prompt, enter the message text yy...yy (up to 80 characters). The text of a message is considered private and therefore is not written to any log file.

Command	Description
SEND OFF	Prevents messages sent by other terminals from appearing at the user's terminal.
SEND ON	Enables messages sent by other terminals to appear at the user's terminal.
FORC xx	Forces terminal xx to log off (the requesting user must log in with LAPW or a level 2 password).
HALT	Stops background and midnight routines during a login session.
HALT OFF	Resumes halted background and midnight routines.
MON xx	Initiates monitoring for terminal xx (the requesting user must log in with LAPW or a level 2 password). The monitored terminal receives a message at the beginning and end of the monitored period.
MON OFF	Turns off the monitor function.
SPRT xx	Assigns printer output to port xx.
SPRT OFF	Resets printer output assignment.

Note: For complete feature information about Multi-User Login, consult the *System Management Reference* (NN43001-600).

LD 02: Traffic

Basic commands

Command	Description
ASUM	Print Alarm/Exception summary
ASUM A	Print all the alarms that have at least one occurrence
ASUM E	Print all the alarms that have escalated
BWTM	Set the date and time for the clock to move backward Note: This command is blocked for co-resident Call Server applications (Call Server and Signaling Server applications co-located on a CP PM server). Time of Day is controlled from the Linux Base layer.
CITM	Clear Individual Traffic Measurement from TNs
COPC C R R	Clear one or more customer report types
COPN C R R	Clear one or more network report types
COPS R R	Clear one or more system report types
FWTM	Set the date and time for the clock to move forward Note: This command is blocked for co-resident Call Server applications (Call Server and Signaling Server applications co-located on a CP PM server). Time of Day is controlled from the Linux Base layer.
IDLT 0	No title is printed unless further data is also printed
IDLT 1	The title is always printed
INVC C R R ...	Print one or more of the last customer reports
INVN C R R ...	Print one or more of the last network reports
INVS R R ...	Print one or more of last system reports
ITHC C TH	Perform threshold tests on customer reports
ITHS TH	Perform threshold tests on system reports
SCFT C	Set the customer to be measured for feature key usage
SCTL X	Set blocking probability

Command	Description
SDTA X X Y	Set the time of day adjustment Note: This command is blocked for co-resident Call Server applications (Call Server and Signaling Server applications co-located on a CP PM server). Time of Day is controlled from the Linux Base layer.
SDST	Enable or disable the automatic daylight savings time adjustment Note: This command is blocked for co-resident Call Server applications (Call Server and Signaling Server applications co-located on a CP PM server). Time of Day is controlled from the Linux Base layer.
SITM	Set Individual Traffic Measurement on terminals
SLLC X	Activate Line Load Control at Level X
SOPC C R R	Set one or more customer report types
SOPN C R R	Set one or more network report types
SOPS R R	Set one or more system report types
SSHC C	Set customer report schedule
SSHS	Set system report schedule
SSID SID	Change the system ID number
STAD	Set the time and date Note: This command is blocked for co-resident Call Server applications (Call Server and Signaling Server applications co-located on a CP PM server). Time of Day is controlled from the Linux Base layer.
STHC C TH TV	Set the customer thresholds
STHS TH TV	Set the system thresholds
TCFT	Print current customer being measured for feature key usage
TDST	Query the daylight savings time adjustment information Note: This command is blocked for co-resident Call Server applications (Call Server and Signaling Server applications co-located on a CP PM server). Time of Day is controlled from the Linux Base layer.
TDTA X	Print the current time of day adjustment Note: This command is blocked for co-resident Call Server applications (Call Server and Signaling Server applications co-located on a CP PM server). Time of Day is controlled from the Linux Base layer.
TITM	Print the current TNs with Individual Traffic Measurement set
TLLC	Print current LLC level and blocking probability
TOPC C	Print the current customer report types
TOPN C	Print the current network report types

Command	Description
TOPS	Print the current system report types
TSHC C	Print current customer report schedule
TSHS	Print current system report schedule
TSID	Print the current system ID number
TTAD	Print the current time and date
TTHC C TH	Print the current customer thresholds
TTHS TH	Print the current system thresholds

How to use traffic commands

The Traffic Control program is used to set traffic options, system ID, date and time. The conventions used to describe the traffic commands are:

- data entered by the user is shown in upper case, data output by the system is shown in lower case
- a period (.) prompt indicates that the system is ready to receive a new command
- a double dash (--) indicates that the system is ready to receive data
- a <CR> indicates that the return key should be pressed

Note: The message TFC000 output on your switch indicates that the traffic program is running.

Set traffic report schedules

To print current customer report schedule:

```
TSHC C sd sm ed em
sh eh so
d d ...
```

To print current system report schedule:

```
TSHS sd sm ed em
sh eh so
d d ...
```

To set customer report schedule:

```
SSHHC C sd sm ed em -- SD SM ED EM
sh eh so -- SH EH SO
d d ... -- D D ...<CR>
```

To set system report schedule:

```
SSHS sd sm ed em -- SD SM ED EM  
sh eh so -- SH EH SO  
d d ... -- D D ...<CR>
```

Legend

C = customer number

D = day of the week:

1 = Sunday

2 = Monday

3 = Tuesday

4 = Wednesday

5 = Thursday

6 = Friday

7 = Saturday

ED = end day (1-31)

EH = end hour (0-23)

EM = end month (1-12)

SD = start day (1-31)

SH = start hour (0-23)

SM = start month (1-12)

SO = schedule options:

0 = no traffic scheduled

1 = hourly on the hour

2 = hourly on the half-hour

3 = every half-hour

Example

To change the system reports schedule:

```
SSHS 25 4 16 7 -- 1 10 1 12  
12 21 2 -- 0 23 1  
2 3 4 5 6 -- 1 7<CR>
```

Old schedule

start time: April 25 at 12 noon

end time: July 16 at 9 P.M.

frequency: hourly on the half-hour (SO = 2)

days of the week: Monday to Friday

New schedule

start time: October 1 at 12 midnight

end time: December 1 at 11 P.M.

frequency: hourly on the hour (SO = 1)

days of the week: Sunday and Saturday

Note 1: In order to obtain traffic reports at the scheduled intervals, the output device must have prompt USER = TRF in (LD 17). If TRF is not defined for any device, reports are still generated to allow the printing of the last reports.

Note 2: Half hour start and end times are not possible.

Set system ID

Each Meridian 1 system has a unique system ID number (SID) selected from 0000 to 9999. The 4-digit ID number can be printed or set by the following commands.

To print the current SID: TSID sid

To change the SID: SSID sid -- SID

System reports

To print the current report types: TOPS r r ...

To set one or more report types: SOPS r r ... -- R R ...<CR>

To clear one or more report types: COPS r r ... -- R R ...<CR>

Legend

R is traffic report type:

- 1 = networks
- 2 = service loops
- 3 = dial tone delay
- 4 = processor load
- 5 = measurement on selected terminals
- 7 = junctor group traffic
- 8 = CSL and AML links
- 9 = D-channel
- 10 = ISDN GF Transport
- 11 = MISP traffic
- 12 = MISP D-channel management
- 13 = MISP messaging
- 14 = ISDN BRI trunk DSL system report
- 15 = MPH traffic
- 16 = IP Phone Zone traffic report

Note 1: To use the print command enter a space (not a carriage return) after the customer number.

Note 2: If no reports are currently set, NIL is output by the system.

Customer reports

To print the current report types: TOPC C r r ...

To set one or more report types: SOPC C r r ... -- R R<CR>

To clear one or more report types: COPC C r r ... -- R R<CR>

Legend

C = customer number

R is traffic report type:

1 = networks

2 = trunks

3 = customer console measurements

4 = individual console measurement

5 = feature key usage

6 = Radio Paging

7 = Call Park

8 = messaging and Auxiliary Processor links

9 = Network Attendant Service

10 = ISPC links establishment

11 = use of broadcasting routes

12 = call blocking due to lack of DSP resource

Note 1: To use the print command enter a space (not a carriage return) after the customer number.

Note 2: If no reports are currently set, NIL is output by the system. For report 5, see "Set customer for feature key usage measurement".

Network reports

To print the current report types: TOPN C r r ...

To set one or more report types: SOPN C r r ... -- R R<CR>

To clear one or more report types: COPN C r r ... -- R R<CR>

Legend

C = customer number

R is traffic report type:

1 = route list measurements

2 = network class of service measurements

3 = incoming trunk group measurements

Note 1: To use the print command enter a space (not a carriage return) after the customer number.

Note 2: If no reports are currently set, NIL is output by the system.

Set customer for feature key usage measurement

To print current customer being measured: TCFT c

To set the customer to be measured: SCFT c -- C

Note: Where C is the customer number. Only one customer can have feature measurement set at a time.

Stop printing of title, date and time

It is possible to suppress the printing of the title (TFS000), date and time in cases where traffic measurement is scheduled but no other data is printed. The command format is:

```
IDLT 0,1
```

0 = no title is printed unless further data is also printed

1 = the title is always printed

Set traffic measurement on selected terminals

These commands are used to print, set and clear the Individual Traffic Measurement (ITM) class of service for given terminal numbers for traffic report TFS005. Telephones, trunks and DTI channels can have this class of service. Terminals with ITM set are included in the groups for which Line Traffic Measurements are recorded.

Note: Do not use these commands on superloops or octal density cards (NT8D02, NT8D03, NT8D09, NT8D14, or NT8D16).

To print the current TNs with ITM set: TITM

```
TITM
```

```
shelf 4 0 (all units on loop 4 shelf 0 have ITM set)
```

```
loop 5 (all units on loop 5 have ITM set)
```

```
tn 11 3 4 1 (unit on TN 11 3 4 1 has ITM set)
```

```
card 13 2 1 (all units on card 13 2 1 has ITM set)
```

```
chnl 34 18 (loop 34 channel 18 has ITM set)
```

To set ITM on terminals: SITM

```
SITM (prints current settings)
```

```
shelf 4 1 (current settings)
```

```
loop 05 (all units on loop 5 have ITM set)
```

```
tn 11 3 4 1 (unit on TN 11 3 4 1 has ITM set)
```

```
card 13 2 1 (all units on card 13 2 1 has ITM set)
```

```
chnl 34 18 (only loop 34 channel 18 has ITM set)
```

```
-- 7 (set ITM on all units on this loop)
```

```
-- 6 1 (set ITM on all units this shelf, or on channel 1)
```

```
-- 8 1 1 (set ITM on all units on this card)
```

```
-- 8 1 1 1(set ITM on this unit)
-- 30 18(set ITM on this loop 30 channel 18)
-- <CR>(stop "--" prompt)
```

To clear line traffic TNs: CITM (the ITM class of service is removed from all units)

```
CITM (print current settings)
shelf 4 1 (all units on loop 4 shelf 1 have ITM set)
loop 05 (all units on loop 5 have ITM set)
tn 11 3 4 1(unit on TN 11 3 4 1 has ITM set)
card 19 1 1(all units on card 13 2 1 has ITM set)
chnl 34 18 (only loop 34 channel 18 has ITM set)
-- 4 1(clear ITM on all units on this loop 4 shelf 1)
-- 5 (clear ITM on all units on this loop)
-- 11 3 4 1(clear ITM on this unit)
-- 19 1 1(clear ITM on all units on this card)
-- 34 18(clear ITM on this loop 34 channel 18)
-- <CR>(stop "--" prompt)
```

To clear line traffic TNs: CITM (the ITM class of service is removed from all units)

Set blocking probability for Line Load Control (LLC)

To print current LLC level and blocking probability: TLLC

To set blocking probability: SCTL X aaa

To activate Line Load Control at level X: SLLC X

Legend

x = F, S or T (for LLC level F, S, or T)
aaa = blocking probability in %

Set time and date

To print the current time and date:

TTAD day-of-week day month year hour minute second

```
TTAD WED 24 11 1976 15 41 49
```

To set the time and date:

STAD DAY MONTH YEAR HOUR MINUTE SECOND

```
STAD 24 11 1976 15 41 49
```

Note 1: Except for the year, the other entries in the time of day output are 2-digit numbers. The year can be any year from 1901 to 2099

inclusive. It can be input as a full 4-digit field or as a 2-digit short form. The 2-digit short form is assumed to be in the range 1976 to 2075 and the appropriate addition is made when calculating the day-of-week and leap years.

Note 2: Only a user having SEC_ADMIN privilege can change the system time and date. This is to prevent date and time based system attacks.



WARNING

Changing the time on the CS 1000 can impact devices and ELAN applications that derive their time from the CS 1000 system. You need to consider the implications of an incorrect time and date change before implementing the change.

Set daily time adjustment

The time of day can be adjusted during the midnight routines to compensate for a fast or slow system clock.

To print the current adjustment: TDTA X y

To set the adjustment: SDTA X y -- X Y

Legend

x = 0 (negative increment) or 1 (positive increment)

y = 0-25 second adjustment in increments of 100 ms

Set and print Daylight Savings Time

The daylight savings time adjustment can be programmed to take place automatically. You can set the date to change to daylight savings, and to return to standard time. This information can be queried at any time.

The following commands are accepted by this program for this capability. The system clock MUST ALREADY be set for the daylight savings time to be updated. This information survives sysload:

- FWTM = Set the date and time for the clock to move forward.
- BWTM = Set the date and time for the clock to move backward.
- SDST = Enable or disable the automatic change.
- TDST = Query the change information.

Note 1: These commands are blocked for co-resident Call Server applications (Call Server and Signaling Server applications co-located on a CP PM server). Network configuration and management are controlled from the Linux Base layer.

Note 2: To apply Network Time Protocol configuration to all system elements, ensure the configuration is done using Element Manager. CLI commands only configure the Call Server, and may lead to inconsistent NTP operation at the system level.

To implement these commands, use the following:

- FWTM <month> <week> <day> <hour>
month = 1-(4)-12 [January-December]
week = (1)-5, L [1st-5th, L is the last week of the month]
day = (1)-7 [Sunday-Saturday]
hour = 1-(2)-22 [Midnight-11:00 pm]
- BWTM <month> <week> <day> <hour>
month = 1-(10)-12 [January-December]
week = (1)-5, L [1st-5th, L is the last week of the month]
day = (1)-7 [Sunday-Saturday]
hour = 1-(2)-22 [Midnight-11:00 pm]
- SDST ON, (OFF)
ON enables the automatic change capability
OFF disables the automatic change capability
- TDST <CR>
The output reflects the input format to indicate the change information.

Set thresholds

To print the current system thresholds: TTHS TH tv

To set the system thresholds: STHS TH tv -- TV

The system thresholds (TH) and range of values (TV) are:

- 1 = dial tone speed (range 0.00% to 99.9%)
- 2 = loop traffic (range 000 to 999 CCS)
- 3 = junctor group traffic (range 0000 to 9999 CCS)
- 4 = superloop traffic (range 0000 to 9999 CCS)
- 5 = zone bandwidth (range 000 to 999)

To print the current customer thresholds: TTHC C TH tv

To set the customer thresholds: STHC C TH tv -- TV

Legend

The thresholds (TC) and range of values (TV) for customer C are:

- 1 = incoming matching loss (TV range 00.0% to 99.9%)
- 2 = outgoing matching loss (TV range 00.0% to 99.9%)
- 3 = average Speed of Answer (TV range 00.0 to 99.9 seconds)
- 4 = percent All Trunks Busy (TV range 00.0% to 99.9%)
- 5 = percent OHQ Overflow (TV range 00.0% to 99.9%)

Perform threshold tests on last reports

To perform threshold tests on customer reports: ITHC C TH

Legend

C = customer number

TH is the threshold type:

- 1 = incoming matching loss
- 2 = outgoing matching loss
- 3 = average speed of answer
- 4 = percent all trunks busy
- 5 = percent OHQ overflow

To perform threshold tests on system reports: ITHS TH

Legend

TH is the threshold type:

- 1 = dial tone speed
- 2 = loop traffic
- 3 = junctor group traffic
- 4 = superloop traffic

Note: When a threshold test passes, OK is output.

Print last reports

The last traffic reports can be printed or tested against threshold values. Data accumulating for the next reports is not accessible.

To print one or more of the last customer reports: INVC C R R ...

Legend

C = customer number

R is traffic report type:

- 1 = networks
- 2 = trunks
- 3 = customer console measurements
- 4 = individual console measurement
- 5 = feature key usage
- 6 = Radio Paging
- 7 = Call Park
- 8 = messaging and auxiliary processor links
- 9 = Network Attendant Service
- 10 = ISPC links establishment
- 11 = usage of broadcasting routes
- 12 = call blocking due to lack of DSP resource

To print one or more of the last network reports: INVN C R R ...

Legend

C = customer number

R is traffic report type:

- 1 = route list measurements
- 2 = network class of service measurements
- 3 = incoming trunk group measurements

To print one or more of last system reports: INVS R R ...

Legend

R is traffic report type:

- 1 = networks (per loop)
- 2 = services
- 3 = dial tone delay
- 4 = processor load
- 5 = selected terminals
- 7 = junctor group traffic
- 8 = CSL and ISDN/AP links
- 9 = D-channel
- 10 = ISDN GF Transport
- 11 = MISP traffic
- 12 = MISP D-channel management
- 13 = MISP messaging
- 14 = ISDN BRI trunk DSL system report
- 15 = MPH traffic
- 16 = IP Phone Zone traffic report

Print alarm and exception filter summary

Alarms status summaries can be printed by this overlay. The alarms printed by this overlay are discussed in the *System Management Reference* (NN43001-600).

Enter any of the following commands at the dot (.) prompt.

Command	Description	Release
ASUM	Print Alarm/Exception summary	alm_filter-19
ASUM A	Print all the alarms that have at least one occurrence	alm_filter-21
ASUM E	Print all the alarms that have escalated	alm_filter-21

LD 10: Analog (500/2500) Telephone Administration

This Overlay program allows data blocks for the 500/2500, DTMF type telephones and Displayphone 1000/220 to be created or modified.

When the Overlay is loaded the available system memory, disk records and system configuration limits are output in a header as follows:

>ld 10

PBX000

MEM AVAIL: (U/P): xxxxxx USED U P: xxxxxx xxxxxx TOT: xxxxxx

DISK RECS AVAIL: xxx

TNS AVAIL: xxx USED: xxx TOT: xxx

ACD AGENTS AVAIL: xxx USED: xxx TOT: xxx

ANALOGUE TELEPHONES AVAIL: xxx USED: xxx TOT: xxx

AST AVAIL: xxx USED: xxx TOT: xxx

ANALOGUE TELEPHONES AVAIL : xxxxUSED: xx TOT: xxxx

AST AVAIL: xxxxUSED: XX TOT: xxxx

WIRELESS TELEPHONES AVAIL: xxxx USED: xx TOT: xxxx

WIRELESS VISITORS AVAIL: xxxx USED: xx TOT: xxxx

CLASS TELEPHONES AVAIL: xxxx USED: xx TOT: xxxx

DATA PORTS AVAIL: xxxx USED: xx TOT: xxxx

PHANTOM PORTS AVAIL: xxxx USED: xx TOT: xxxx

If a License limit is set to the maximum value 32767, then the information for that License is not printed. This does not apply for the TNs License.

The Group Hunt/DN Access to SCL (PLDN) package 120 allows an asterisk (*) or double asterisk(**) as valid input to a number of prompts. Usually an asterisk is part of a dialed number. If this package is not equipped, inputting an asterisk causes the system to reissue the last prompt; inputting two asterisks causes a restart of the Overlay at REQ.

Linked Overlay programs

Overlay programs 10, 11, 20 and 32 are linked thus eliminating the need to exit one Overlay and enter another. Once one of the above Overlays has been loaded it is possible to add, print and get the status of a phone without having to exit one Overlay and load another.

The input processing has also been enhanced. Prompts ending with a colon (:) allow the user to enter either:

1. a question mark (?) followed by a carriage return (<CR>) to get a list of valid responses to that prompt or
2. an abbreviated response. The system then responds with the nearest match. If there is more than one possible match the system responds with SCH0099 and the input followed by a question mark and a list of possible responses. The user can then enter the valid response.

Prompts and responses Contents

Section
<i>Prompts and responses by task:</i>
"Add a telephone" (page 89)
"Copy a set" (page 92)
"Easy change" (page 93)
"Remove a telephone" (page 93)
"Move a telephone" (page 93)

Prompt	Response	Comment
REQ:	a...a	Request (REQ responses begin on "REQ" (page 124))
DMC	l s c	DECT Mobility Controller Location
TYPE:	a...a	Type of data block (TYPE responses begin on "TYPE" (page 130))
MODL	1-127	Model number for Small Systems, CS 1000S, MG 1000B, and MG 1000T
CFTN	l s c u	Copy From Terminal Number (l s c u ranges are defined on "TN" (page 128))
SFMT	a...a	Select format for copy command (a...a = TNDN, TN, DN, or AUTO)

Prompt	Response	Comment
TN	l s c u	Terminal Number (l s c u ranges are defined on "TN" (page 128))
DELETE_VMB	(YES) NO	Delete Voice Mailbox
ECHG	(NO) YES	Easy Change
- ITEM	aaaa yyy	Item (aaaa = Program mnemonic; yyy = its new value)
TOTN	l s c u	To Terminal Number (l s c u ranges are defined on "TN" (page 128))
CDEN	aa	Card Density (aa = SD, DD, 4D, or 8D)
DES	d...d	Office Data Administration System Station Designator
CUST	xx	Customer number
NUMZONE	0-1023	Numbering zone. Package 420 (Zone Based Dialing) must be equipped.
ERL	(0)-65535	Current Emergency Response Location. If ERL = 0, ESA call processing uses ESA Data Block (LD 24) parameters.
WRLS	(NO) YES	TN corresponds to a portable personal telephone
- WTYP	aaaa	Meridian Companion Mobility Option
- MWUN	(16) 32	Maximum number of Wireless Units
- DMC	l s c	DECT Mobility Controller Location
- INDX	0-509	DECT Mobility Controller index to map hand set to Virtual TN
- VSIT	(NO) YES	Visiting DECT Handset 4060
- HMDN	x..x	Home Directory Number
DIG	0-2045 0-99	Dial Intercom Group number and Member number
DN	x..x yyyy	Directory Number and CLID table entry (Range is (0)-value entered for SIZE prompt in LD 15 minus one)
- MARP	(NO) YES	Multiple Appearance Redirection Prime
- - CPND_LANG	aaa	Calling Party Name Display Language (aa = (ROM) or KAT)
- - NAME	aaaa,bbbb	Calling Party Name Display Name
- - XPLN	xx	Expected name length
- DISPLAY_FMT	aaaa,bbbb	Display Format for Calling Party Name Display
- VMB	aaa	Voice Mailbox (aaa = NEW, CHG, or OUT)
- - VMB_COS	0-127	Voice Mailbox Class Of Service
- - SECOND_DN	x...x	Second DN sharing the Voice Mailbox
- - THIRD_DN	x...x	Third DN sharing the Voice Mailbox

Prompt	Response	Comment
- - KEEP_MSGS	(NO) YES	Preserve Meridian Mail messages and current password
- ANIE	(0)-n	Automatic Number Identification Entry
AST	(NO) YES	Associate Set assignment
IAPG	(0)-15	Meridian Link Unsolicited Status Message (USM) group
HUNT	x...x	Hunt DN of the next station in the Hunt chain
TGAR	xx	Trunk Group Access Restriction
LDN	a...a	Departmental Listed DN (a...a = (NO), 0-3, or 0-5)
NCOS	(0)-99	Network Class Of Service group number
RNPG	(0)-4095	Ringing Number Pickup Group
XLST	(0)-254	Pretranslation group with which this station is associated
SCPW	xxxx	Station Control Password
SGRP	(0)-999	Scheduled Access Restriction group number
CRCS	0-7	Code Restriction Block
ELKP	x...x	Electronic Lock Password
SFLT	a...a	Secretarial Filtering (a...a = (NO), BOSS, or SEC)
- SFDN	xxxx	Secretarial Forwarding DN of secretary set
CAC	(0)-10	Category Code for outgoing CNI of MFC trunks
CAC_CIS	0-(3)-9	CIS ANI Category Code
CAC_MFC	(0)-10	MFC CNI Category Code
CLS	a...a	Class of Service options (CLS responses begin on " CLS " (page 96))
MAUT	(NO) YES	Modify assigned authorization codes for this telephone
- SPWD	xxxx	Secure data password
- AUTH	n xxxx	Authorization code
RCO	(0)-2	Ringing cycle option for Call Forward No Answer
DCLP	0-159	Dealer Conference Loop
ICT	0-<NIPN>	Intercept Computer Terminal or printer number
LNRS	4-(16)-31	Last Number Redial Size
TEN	1-51	Tenant Number
OHID	(0)-9	Off-Hook Alarm Security DN Index defined in LD 15
HDID	(0)-9	Off-Hook Alarm Security Half Disconnect Index defined in LD 15
PLEV	0-(2)-7	Priority Level
SCI	(0)-7	Station Category Indication priority level
FCAR	(NO) YES	Forced Charge Account Restriction

Prompt	Response	Comment
MLWU_LANG	(0)-5	Language choice for Automatic Wake Up service
PLEV	0-(2)-7	Priority Level
SPID	x...x	Supervisor Position ID
PRI	(1)-48	Priority level for ACD Agent
AACD	(NO) YES	AST ACD telephone
ARTO	(0)-3	Alternate Redirection Time Option for call redirection
ADAY	(0)-3	Alternate Days as defined in LD 15
AHOL	(0)-3	Alternate Redirection Holiday as defined in LD 15
FTR	a...a x...x	Feature name and related data (FTR responses begin on "FTR" (page 114))
TIMP	xxx	Termination Impedance for XOPS unit (xxx = (600) or 900)
BIMP	a...a	Balance Impedance for XOPS unit (a...a = 600, 900, 3COM, or 3CM2)

Prompts and responses by task

Add a telephone

Prompt	Response	Comment
REQ:	NEW	
TYPE:	a...a	Type of data block (TYPE responses begin on "TYPE" (page 130))
MODL	1-127	Model number for Small Systems, CS 1000S, MG 1000B, and MG 1000T
TN	l s c u	Terminal Number (l s c u ranges are defined for TN on "TN" (page 128))
CDEN	aa	Card Density (aa = SD, DD, 4D, or 8D)
DES	d...d	Office Data Administration System Station Designator
CUST	xx	Customer number
NUMZONE	0-1023	Numbering zone Package 420 (Zone Based Dialing) must be equipped.
ERL	(0)-65535	Current Emergency Response Location. If ERL = 0, ESA call processing uses ESA Data Block (LD 24) parameters.
WRLS	(NO) YES	TN corresponds to a portable personal telephone
- WTYP	aaaa	Meridian Companion Mobility Option
- MWUN	(16) 32	Maximum number of Wireless Units
- DMC	l s c	DECT Mobility Controller Location
- INDX	0-509	DECT Mobility Controller index to map hand set to Virtual TN

Prompt	Response	Comment
- VSIT	(NO) YES	Visiting DECT Handset 4060
- HMDN	x..x	Home Directory Number
DIG	0-2045 0-99	Dial Intercom Group number and Member number
DN	x..x yyyy	Directory Number and CLID table entry (Range is (0)-value entered for SIZE prompt in LD 15 minus one)
- MARP	(NO) YES	Multiple Appearance Redirection Prime
- CPND	aaa	Calling Party Name Display
- - CPND_LAN	aaa	Calling Party Name Display Language (aaa = (ROM) or KAT)
- - NAME	aaaa,bbbb	Calling Party Name Display Name
- - XPLN	xx	Expected name length
- DISPLAY_FMT	aaaa,bbbb	Display Format for Calling Party Name Display
- VMB	aaa	Voice Mailbox (aaa = NEW, CHG or OUT)
- - VMB_COS	0-127	Voice Mailbox Class Of Service
- - SECOND_DN	x...x	Second DN sharing the Voice Mailbox
- - THIRD_DN	x...x	Third DN sharing the Voice Mailbox
- - KEEP_MSGS	(NO) YES	Preserve Meridian Mail messages and current password
- ANIE	(0)-n	Automatic Number Identification Entry
AST	(NO) YES	Associate Set assignment
IAPG	(0)-15	Meridian Link Unsolicited Status Message (USM) group
HUNT	x...x	Hunt DN of the next station in the Hunt chain
TGAR	xx	Trunk Group Access Restriction
LDN	aaa	Departmental Listed DN (aaa = (NO), 0-3, or 0-5)
NCOS	(0)-99	Network Class of Service group number
RNPG	(0)-4095	Ringing Number Pickup Group
XLST	(0)-254	Pretranslation group with which this station is associated
SCPW	xxxx	Station Control Password
SGRP	(0)-999	Scheduled Access Restriction Group number
CRCS	0-7	Code Restriction Block
ELKP	x...x	Electronic Lock Password
SFLT	aaa	Secretarial Filtering (aaa = (NO), BOSS, or SEC)
- SFDN	xxxx	Secretarial Forwarding DN of secretary set
CAC	(0)-10	Category Code for outgoing CNI of MFC trunks
CAC_CIS	0-(3)-9	CIS ANI Category Code

Prompt	Response	Comment
CAC_MFC	(0)-10	MFC CNI Category Code
CLS	a...a	Class of Service options (CLS options begin on "CLS" (page 96))
CSDN	x..x	Converged Service Directory Number Converged Desktop Service Control Directory Number (CDN) configured in LD 23. CSDN is prompted only if CLS is defined as CMDV or CDMO. NULL response is not accepted.
MAUT	(NO) YES	Modify assigned authorization codes for this telephone
- SPWD	xxxx	Secure Data Password
- AUTH	n xxxx	Authorization code
RCO	(0)-2	Ringing Cycle Option for Call Forward No Answer
DCLP	0-159	Dealer Conference Loop
ICT	0-<NIPN>	Intercept Computer Terminal or printer number
LNRS	4-(16)-31	Last Number Redial Size
TEN	1-51	Tenant Number
OHID	(0)-9	Off-Hook Alarm Security DN Index defined in LD 15
HDID	(0)-9	Off-Hook Alarm Security Half Disconnect Index defined in LD 15
SCI	(0)-7	Station Category Indication priority level
FCAR	(NO) YES	Forced Charge Account Restriction
MLWU_LANG	(0)-5	Language choice for Automatic Wake Up service
PLEV	0-(2)-7	Priority Level
SPID	x...x	Supervisor Position ID
PRI	(1)-48	Priority level for ACD Agent
AACD	(NO) YES	AST ACD telephone
ARTO	(0)-3	Alternate Redirection Time Option for call redirection
ADAY	(0)-3	Alternate Days as defined in LD 15
AHOL	(0)-3	Alternate Redirection Holiday as defined in LD 15
FTR	a...a x...x	Feature name and related data (FTR options begin on "FTR" (page 114))
TIMP	xxx	Termination Impedance for XOPS unit (xxx = (600) or 900)
BIMP	a...a	Balance Impedance for XOPS unit (a...a = 600, 900, 3COM, or 3CM2)

Copy a set

Prompt	Response	Comment
REQ:	CPY 1-32	Request = CPY x
TYPE:	a...a	Type of data block
CFTN	l s c u	Copy from Terminal Number (l s c u ranges are defined on "TN" (page 128))
SFMT	aaaa	Select Format. You may respond to SFMT with: AUTO, TNDN, TN or DN. Subprompts follow each of these responses as follows:
	AUTO	The system provides the new TNs, DNs and ACD position ID for ACD telephones.
- TN	l s c u	TN of new set (l s c u ranges are defined on "TN" (page 128))
- DN	x..x yyyy	Directory Number and CLID table entry (Range is (0)-value entered for SIZE prompt in LD 15 minus one)
- POS	xxxx	ACD position ID
	TNDN	Manual selection of TNs, DNs and ACD position IDs for ACD telephones. TN, DN and are prompted -n- times as defined by the CPY command.
- TN	l s c u	TN of new set (l s c u ranges are defined on "TN" (page 128))
- DN	x..x yyyy	Directory Number and CLID table entry (Range is (0)-value entered for SIZE prompt in LD 15 minus one)
- POS	xxxx	ACD position ID
	TN	New DNs and ACD position IDs for ACD telephones are provided by the system. TN is prompted -n- times as defined in the CPY command.
- DN	x..x yyyy	Directory Number and CLID table entry (Range is (0)-value entered for SIZE prompt in LD 15 minus one)
- POS	xxxx	ACD position ID
- TN	l s c u	TN of new set (l s c u ranges are defined on "TN" (page 128))
	DN	The new TNs are provided by the system. You are prompted for the starting TN and each DN and ACD position ID for ACD telephones. DN and/or POS are prompted n times as defined in the CPY command.
- TN	l s c u	TN of new set (l s c u ranges are defined on "TN" (page 128))
- DN	x..x yyyy	Directory Number and CLID table entry (Range is (0)-value entered for SIZE prompt in LD 15 minus one)
- POS	xxxx	ACD position ID

Easy change

Prompt	Response	Comment
REQ:	CHG	Request = CHG
TYPE:	a...a	Type of data block
MODL	1-127	Model number for Small Systems, CS 1000S, MG 1000B, and MG 1000T
TN	I s c u	Terminal Number (I s c u ranges are defined on "TN" (page 128))
ECHG	YES	Easy Change
ITEM	aaaa yyy	Item (aaaa = Program mnemonic; yyy = its new value)

Remove a telephone

When removing more than one telephone at a time, you are prompted for the starting TN. The next consecutive assigned TNs are removed.

Prompt	Response	Comment
REQ:	OUT 1-32	Request = OUT x
TYPE:	a...a	Type of data block
TN	I s c u	Terminal Number (I s c u ranges are defined on "TN" (page 128))
DELETE_VMB	(YES) NO	Delete Voice Mailbox

Move a telephone

Telephones with mixed directory numbers can be moved only to a TN on the same loop unless the prompt MLDN = YES in LD 17.

Prompt	Response	Comment
REQ:	MOV	Request = MOV
TYPE:	a...a	Type of data block
TN	I s c u	Terminal Number (I s c u ranges are defined on "TN" (page 128))
TOTN	I s c u	To Terminal Number (I s c u ranges are defined on "TOTN" (page 130))

Alphabetical list of prompts

Prompt	Response	Comment	Pack/Rel
AACD	(NO) YES	Associate set (AST) ACD telephone	ism-17
ADAY	(0)-3	Alternate Days as defined in LD 15	basic-24
		Prompted if CLS = RBDA	

Prompt	Response	Comment	Pack/Rel
AHOL	(0)-3	Alternate Redirection Holiday as defined in LD 15 Prompted if CLS = RBHA	basic-24
ANIE	(0)-n	ANI Entry: it is of (0)-N where N=S_SIZE in customer data block. If ANIE=0, no entry is associated with the set. The old mechanism is used for building the ANI message. If ANIE is of 1-N: <ul style="list-style-type: none"> • If ANIC = YES for the outgoing CIS route where the call takes place; the components of the ANI message are retrieved from the ANI entry in Customer Data Block, if configured. • If the given ANI Entry is not configured, or if ANIC = NO for the outgoing CIS route where the call takes place; the old mechanism is used for building the ANI message. 	cist-24
ARTO	(0)-3	Alternate Redirection Time Option for call redirection, defined in the customer data block. Prompted if CLS = RTDA.	basic-22
AST	(NO) YES	Associate Set assignment For sets associated with ISDN Applications Protocol features.	iap3-12
AUTH	n xxxx	Authorization code. Where: <ul style="list-style-type: none"> • n = number (1-6) of assigned authorization code • xxxx = assigned authorization code (Any customer authorization code assigned in LD 88 is valid.) <p>AUTH is prompted when CLS = AUTR (Class of Service = Authorization code required).</p>	ssau-19

Prompt	Response	Comment	Pack/Rel
BIMP		Balance Impedance for Enhanced Off-Premise Station (XOPS) unit	basic-20
	600	600 ohms. This is the default, except when CLS = OPS.	
	900	900 ohms	
	3COM	3 component	
	3CM2	3 component 2. This is the default if CLS = OPS	
CAC		Category code	mfc-14
	(0)-10	Category Code range for outgoing CNI of MFC trunks when Multifrequency Compelled Signaling (MFC) package 128 is equipped.	
CAC_CIS	0-(3)-9	CIS ANI Category Access Code	cist-24
CAC_MFC			cist-24
	(0)-10	MFC CNI Category Access Code	
CDEN	SD DD 4D 8D	Single Density Card Double Density Card Quadruple Density Card Octal Density Card	basic-7
		XOPS cards are configured as DD on superloops or Small Systems, CS 1000S, MG 1000B, and MG 1000T.	
		If REQ=NEW and the loop is a superloop, the default is 4D. If REQ=NEW and the XOPS card is to be configured on the loop, set CDEN to DD. If REQ=CHG, the card density is not changed.	
		Note: If a QPC192 (off-premises extension) card is configured in superloop, the response for CDEN should be Quadruple Density.	
CFTN		Copy From Terminal Number. Prompted if REQ = CPY.	basic-12
	I s c u	For Large System	
		For CS 1000E	basic-4.00

Prompt	Response	Comment	Pack/Rel
	c u	For Small System For CS 1000S, MG 1000B, MG 1000T Use this TN as a template for the new sets. Associate set (AST) assignments are not copied to the new telephones.	basic-16 basic-4.00
CLS		Class of Service options The following CLS assignments determine the calling options and features available to an analog telephone. Defaults are shown in parentheses. Enter each non-default option required, separated by a space. Access Restrictions	basic-1 basic-1
	(CTD)	Conditionally Toll Denied (default)	
	UNR	Unrestricted	
	CUN	Conditionally Unrestricted.	
	TLD	Toll Denied.	
	SRE	Semi-Restricted.	
	FRE	Fully Restricted.	
	FR1	Fully Restricted 1.	
	FR2	Fully Restricted 2.	
	(ABDD)	Abandoned call record and time to answer denied	fcd-18
	ABDA	Abandoned call record and time to answer allowed	
	(AGRD)	Agent Greeting Denied	fxs-25
	AGRA	Agent Greeting Allowed	
	(AGTD)	ACD services for 500/2500 type telephones denied	phn-20
	AGTA	ACD services for 500/2500 type telephones allowed An AGTA entry is not validated if you do not define ACD in the same pass through this overlay.	

Prompt	Response	Comment	Pack/Rel
	(ALCA)	ALC loss plan class A port type	cdr-18
	ALCB	ALC loss plan class B port type	
	(ARHD)	Audible Reminder of Held Call Denied	basic-14
	ARHA	Audible Reminder of Held Call Allowed	
	(ASCD)	Alarm Security Denied	ohas-18
	ASCA	Alarm Security Allowed Mutually exclusive with Three-Party Service Allowed (TSA)	
	(AUTU)	Unrestricted Authcode	ssau-19
	AUTD	Denied Authcode	
	AUTR	Restricted Authcode When the CLS is changed from AUTR to either AUTU or AUTD, all previous telephone authorization code information is removed. Must have Station Specific Authorization Codes (SSAU) package 229.	
	(BNRD)	Busy Number Redial Denied	ffc-21
	BNRA	Busy Number Redial Allowed Must have ADL configured and Flexible Feature Codes (FFC) package 139.	
	(C6D)	Six-Party Conference Denied	basic-10
	C6A	Six-Party Conference Allowed C6A requires Transfer Allowed (XFA) Class of Service.	
	(CCBD)	Collect Call Blocking Denied (permits a set to accept collect calls)	ccb-21
	CCBA	Collect Call Blocking Allowed (prevents a set from accepting collect calls) Must have Collect Call Blocking (CCB) package 290.	

Prompt	Response	Comment	Pack/Rel
	(CCSD)	Controlled Class of Service Denied	phtn-20
	CCSA	Controlled Class of Service Allowed CCSA is required for the Electronic Lock feature. See the Flexible Feature Codes section in the <i>Features and Services Fundamentals</i> (NN43001-106). Must have Controlled Class of Service (CCOS) package 81.	
	(CDMD)	CDMD denies record generation	emct-20
	CDMA	CDMA generates external station activity records for the set	
	(CDMR)	Converged Desktop Multimedia Restricted (default)	sip-4.00
	CDMV	Converged Desktop Multimedia and Voice	
	CDMO	Converged Desktop Multimedia Only	
	(CFHD)	Call Forward/HUNT Override Denied	cfho-20
	CFHA	Call Forward/HUNT Override Allowed	
	(CFTD)	Call Forward by Call Type Denied	opft-10
	CFTA	Call Forward by Call Type Allowed Call Forward by Call Type enhances Hunt and Call Forward No Answer. CFTA requires Hunting Allowed (HTA) and/or Call Forward Allowed (FNA) Class of Service.	
	(CFXD)	Call Forward All Calls to external DN Denied.	optf-19
	CFXA	Call Forward All Calls to external DN Allowed Examples of external DNs are: <ul style="list-style-type: none"> • Route Access Code • ESN Access Code • CDP Distant Steering Code When Denied, a call can be forwarded to only the following internal DNs:	

Prompt	Response	Comment	Pack/Rel
		<ul style="list-style-type: none"> • Single or multi-line telephone • Attendant DN or CAS local attendant DN • Listed DN as defined in LD 15 • Message center DN where MWC = YES 	
	(CLBD)	Deactivate Calling Party Number and Name per-line blocking	cpp-21
	CLBA	Activate Calling Party Number and Name per-line blocking The user may still request CPP by dialing the CPP code.	
	(CLTD)	Network Call Trace from this telephone Denied.	pra-17
	CLTA	Network Call Trace from this telephone Allowed	
	(CNAD)	CLASS Calling Name Denied.	cname-23
	CNAA	CLASS Calling Name Multiple Data Format Allowed. Note: CNUD/CNUD/CNUS/CNAD/CNAA are not a valid input for a Dial Intercom Group (DIG) set.	
	(CNDD)	Call Number Display Denied.	mcmo-20
	CNDA	Call Number Display Allowed The user can see calling or called name associated with the number dialed if CPND is set up for the customer associated with the portable personal telephone. Allowed if WRLS = YES.	
	(CNID)	Call Number Information Denied	bgd-10
	CNIA	Call Number Information Allowed	
	(CNUD)	CLASS Calling Number Delivery Denied.	cnumb-23
	CNUA	CLASS Calling Number Multiple Data Format Allowed.	

Prompt	Response	Comment	Pack/Rel
	CNUS	CLASS Calling Number Single Data Format Allowed.	
	(CPFA)	Forced Camp-On from another set Allowed	scmp-15
	CPFD	Forced Camp-On from another set Denied	
	(CPTA)	Forced Camp-On to another set Allowed	scmp-15
	CPTD	Forced Camp-On to another set Denied	
	(CRD)	Continuous Ring Denied	scmp-15
	CRA	Continuous Ring Allowed	
	(CWD)	Call Waiting Denied	basic-1
	CWA	Call Waiting Allowed The telephone should also have CLS = HTD (Hunting Denied) because hunting takes precedence.	
	(CWND)	Call Waiting Notification Denied	cwnt-19
	CWNA	Call Waiting Notification Allowed Must have Call Waiting Notification (CWNT) package 225.	
	(DDGA)	DN display on other set Allowed.	dpd-21
	DDGD	DN display on other set Denied	
	(DNAA)	DN of set is used in 3WT ANI messages.	cist-21
	DNAD	Outgoing 3WT route is used as DN in 3WT ANI messages. Must have Commonwealth of Independent States (CIST) package 221.	
	(DNDY)	Diversion Notification with called party's number and name when available.	qsigss-23
	DNDN	Diversion Notification without called party's number and name.	

Prompt	Response	Comment	Pack/Rel
	(DNO3)	Diversion Notification Option with diverted-to party's number and name when available.	qsigss-23
	DNO1	Diversion Notification Option without notification.	
	DNO2	Diversion Notification Option without diverted-to party's number and name.	
	(DTN)	Digitone. DTN is used for 2500, UNITY and digitone telephones.	basic-20
	DIP	Dial Pulse. DIP is used for 500, rotary and dial pulse telephones.	
	MNL	Manual service. MNL is used for manual service to the attendant and Flexible Hot Line	
	(DPUD)	DN Pickup Denied	dcp-12
	DPUA	DN Pickup Allowed DN Pickup is not allowed on telephones in group zero (RNPG = 0). Must have Directed Call Pickup (DCP) package 115.	
	(DSH)	Digital Short telephone	ida-16
	DLO	Digital Long telephone Select DLO for line lengths of 2 km or 1.2 miles or more. Must have Integrated Digital Access (IDA) package 122.	
	(EHTD)	Enhanced Hot Line Denied	phtn-20
	EHTA	Enhanced Hot Line Allowed Cannot be assigned with LLC1, LLC2, LLC3, LNA, MNL or Permanent Hold feature.	
	(EXR0)	Executive Distinctive Ringing Off 0	edrg-16
	EXR1	Executive Distinctive Ringing On 1	
	EXR2	Executive Distinctive Ringing On 2	
	EXR3	Executive Distinctive Ringing On 3	
	EXR4	Executive Distinctive Ringing On 4	

Prompt	Response	Comment	Pack/Rel
		The digit indicates which of the four distinctive ringing tones and cadences defined in LD 56 is to be used. Must have Executive Distinctive Ringing (EDRG) package 185.	
	(FAXD)	Fax denied.	euro-22
	FAXA	Fax allowed. ISDN call is generated with 3.1 KHz Bearer Capability. Set is a modem or a FAX machine.	
	(FBD)	Call Forward Busy Denied	basic-1
	FBA	Call Forward Busy Allowed Call Forward Busy Allowed sends DID calls which encounter a busy condition to the attendant. Call Forward Busy should have Hunting and Call Waiting Denied or CLS = HTD and CWD, because Hunting and Call Waiting take precedence over FBA.	
	(FDSD)	Force Disconnect Denied	ponw-25.4
	FDSA	Force Disconnect Allowed	
	(FEDA)	Far End Disconnect Allowed for Digital Cordless Set.	mc32-25
	FEDD	Far End Disconnect Denied for Digital Cordless Set.	
	(FND)	Call Forward No answer Denied	basic-1
	FNA	Call Forward No answer Allowed	
	(FTTC)	Flexible Trunk to Trunk Connections Conditional creates trunk to trunk connections for supervised Conference.	basic-23
	FTTR	Flexible Trunk to Trunk Connections Restricted denies trunk to trunk connections for Transfer and unsupervised Conference.	
	FTTU	Flexible Trunk to Trunk Connections Unrestricted creates trunk to trunk connections for both Conference and Transfer.	

Prompt	Response	Comment	Pack/Rel
	(GPUD)	Group Pickup Denied	dcp-12
	GPUA	Group Pickup Allowed Group Pickup is not allowed on telephones in group zero. Must have Directed Call Pickup (DCP) package 115.	
	(HBTD)	Hunt By call Type Denied	basic-10
	HBTA	Hunt By call Type Allowed	
	(HSPD)	Hospitality Denied. HSPD is for administration sets.	hvs-16
	HSPA	Hospitality Allowed. HSPA is for room sets. For HSPA, you must also enter CLS = CCSA and CLS = MRA. HSPA CLS cannot be entered for a set with transfer or conference capability. This feature is used for Hospitality Management.	
	(HTD)	Hunting Denied	basic-1
	HTA	Hunting Allowed	
	(IAMD)	ICP Answering Machine Denied	icp-16
	IAMA	ICP Answering Machine Allowed This features allows a 2500 set to be a channel in the Intercept Computer Interface (ICP) Answering Machine.	
	(ICDD)	Internal Call Detail Recording Denied	icdr-10
	ICDA	Internal Call Detail Recording Allowed	
	(IRGD)	Interrogation set Denied for intercept computer	icp-14
	IRGA	Interrogation set Allowed for intercept computer	
	(LDTD)	Line Disconnect Tone Denied	basic-17
	LDTA	Line Disconnect Tone Allowed	

Prompt	Response	Comment	Pack/Rel
	(LLCN)	Line Load Control off	llc-13
	LLC1	Line Load Control Class 1	
	LLC2	Line Load Control Class 2	
	LLC3	Line Load Control Class 3	
	(LND)	Last Number Redial Denied	lnr-8
	LNA	Last Number Redial Allowed Must have OPT = LRA in LD 15	
	(LPD)	Message Waiting Lamp Denied	phn-20
	LPA	Message Waiting Lamp Allowed If a modem is connected to a port on the message waiting line card, that port should be defined as LPD. With LPA the modem can be damaged by the message waiting lamp voltage 150 V.	
	(LPR)	Low Priority station	povr-1
	HPR	High Priority station High Priority places this set or trunk at the top of the dial tone queue.	
	(MBXD)	Multi-Party Operation (MPO) Blind Transfer Denied. When CLS = MBXD, blind transfers occur with mis-operation treatment.	mpo-21
	MBXA	Multi-Party Operation (MPO) Blind Transfer Allowed. When CLS = MBXA, blind transfers occur without mis-operation treatment. To configure CLS = MBXA, CLS must first be defined as TSA or XFA. Multi-Party Operations (MPO) package 141 must be equipped to enter MBXD or MBXA.	
	MCDA	Microsoft Converged Desktop Allowed. Package MS_CONV (408) is required for MCDA.	
	(MCDD)	Microsoft Converged Desktop Denied	
	(MCRD)	Multiple Call Arrangement Denied	basic-15

Prompt	Response	Comment	Pack/Rel
	MCRA	Multiple Call Arrangement Allowed	
	(MCTD)	Malicious Call Trace Denied	mct-10
	MCTA	Malicious Call Trace Allowed The TRC key must be removed before changing MCTA to MCTD. MCT is applied on a TN basis.	
	(MIND)	Message Intercept Denied	mr-15
	MINA	Message Intercept Allowed	
	(MPTD)	Modem Pass Through Denied	basic-5.50
	MPTA	Modem Pass Through Allowed	
	(MRD)	Message Registration Denied	mr-10
	MRA	Message Registration Allowed	
	(MWD)	Message Waiting Denied	mwc-1
	MWA	Message Waiting Allowed	
	(NAMA)	Name display Allowed	dpd-21
	NAMD	Name display Denied	
	(NOVD)	Network Override/Breakin Denied	ponw-25.4
	NOVA	Network Override/Breakin Allowed	
	(NRCD)	Night Restriction for forced Camp-On Denied	povr-16
	NRCA	Night Restriction for forced Camp-On Allowed If night restriction is allowed, then forced Camp-On for this set is allowed only during night service .	
	(NROD)	Night Restriction for Priority Override Denied	povr-16
	NROA	Night Restriction for Priority Override Allowed If night restriction is allowed, then Priority Override for this set is allowed during night service only.	

Prompt	Response	Comment	Pack/Rel
	(NRWD)	Night Restriction for Call Waiting Denied	povr-16
	NRWA	Night Restriction for Call Waiting Allowed If Night Restriction is allowed, then Call Waiting for this set is allowed during night service only.	
	(OCBD)	Outgoing Call Barring Denied	ccb-21
	OCBA	Outgoing Call Barring Allowed Must have FFC and NFCR packages.	
	(ONP)	On-Premises extension	basic-1
	OPX	Off-Premises extension Supported by QPC192 only.	
	OPS	Off-Premises Station (default if CDEN is DD)	xpe-20
	ONS	On-Premises Station (default for all others)	
	(OVDD)	Override Denied	ffc-15
	OVDA	Override Allowed Must have Flexible Feature Codes (FFC) package 139	
	OKCH	Originating Key DN of ACD agent set is charged for a call. Dialing from non prime key: When an external call is set up from a digital set with multiple DNs programmed using any key other than the Prime DN key the Meridian 1 outputs a CDR N-record at the end of the call. The ORIG-ID field of the N-record holds the value of the Prime Key DN. Enhancement: A new class-of-service (CLS) is provided for digital sets. When the CLS is OKCH then the ORIG-ID field of the N-record will contain the actual originating DN.	

Prompt	Response	Comment	Pack/Rel
	PKCH	Prime key DN of ACD agent set is charged for the call. When the CLS is PKCH then the ORIG-ID field of the N-record will contain the Prime DN. PKCH is the default setting. Note: Calls from an ordinary set are not affected by this CLS.	
	(PCWD)	Deny Precedence Call Waiting.	atvn
	PCWA	Allow Precedence Call Waiting Requires Station Loop Preemption (SLP) package. Requires PRMA class of service.	
	(PGND)	Deny PAGENET access	pagenet-22
	PGNA	Allow PAGENET access Requires PAGENET package 307.	
	(PHTD)	Deny Precedence Hunting	
	PHTA	Allow Precedence Hunting Requires Station Loop Preemption (SLP) package. Requires HTA and PRMA class of service.	
	(PRMD)	Deny Preemption	atvn
	PRMA	Allow Preemption Allowed only if Station Loop Preemption (SLP) is equipped. Requires Warning Tone Allowed (WTA) class of service.	
	(PRSD)	Priority Call Pickup Station Denied	povr-15
	PRSA	Priority Call Pickup Station Allowed	
	(PUD)	Call Pickup Denied	grp-1
	PUA	Call Pickup Allowed Default changes to PUA if Ringing Number Pickup Group (RNPG) is defined. Call Pickup is not allowed on telephones in group zero or RNPG = 0.	

Prompt	Response	Comment	Pack/Rel
	(RBDD)	Redirection By Day Denied	basic-24
	RBDA	Redirection By Day Allowed	
	(RBHD)	Redirection By Holiday Denied	basic-24
	RBHA	Redirection By Holiday Allowed	
	(RCC)	Restricted from Receiving Collect Calls	fca-10
	UCC	Unrestricted from Receiving Collect Calls	
	(RMMD)	Remote Monitoring of Messages Denied	vmba-24
	RMMA	Remote Monitoring of Messages Allowed	
	RMMO	Allow Remote Monitoring of Messages and to Override, if it is being already monitored	
	(RTDD)	Call Redirection by Time of day denied	basic-22
	RTDA	Call Redirection by Time of day allowed If CLS = RTDD, AFD/AHNT/AEFD/AEHT is removed, and ARTO is reset to zero.	
	(SDND)	Phantom DN as SDN denied.	basic-5.50
	SDNA	Phantom DN as SDN allowed.	
	(SFD)	Second Level CFNA Denied	basic-10
	SFA	Second Level CFNA Allowed SFA requires FNA Class of Service.	
	(SHL)	Short line Class of Service	xops-20
	LOL	Long line Class of Service (default if CLS = OPS) Enter ALC Loss Plan Class of Service to be used for determining the Loss Plan Classification for this unit. If neither SHL or LOL is specified for a NEW unit, then SHL is set as the default.	
	(SLKD)	Scheduled Electronic Lock Denied	sar-20

Prompt	Response	Comment	Pack/Rel
	SLKA	Scheduled Electronic Lock Allowed	
	(SMSD)	Standalone Mail Server Denied	samm-20
	SMSA	Standalone Mail Server Allowed	
	(SMWD)	Extended Message Waiting Indication Denied.	vmba-24
	SMWA	Extended Message Waiting Indication Allowed.	
	(SPKD)	Speaker Denied	ohol-15
	SPKA	Speaker Allowed Must have On-Hold on Loudspeaker (OHOL) package 196.	
	(SWD)	Station-to-Station Call Waiting Denied	basic-8
	SWA	Station-to-Station Call Waiting Allowed Enhances Call Waiting Allowed. Must have CLS = CWA. Must also have CLS = HTD, because hunting takes precedence over Station-to-Station Call Waiting.	
	(TEND)	Tenant Service Denied	tens-7
	TENA	Tenant Service Allowed	
	(T87D)	Deny Remote Call Control	ms_conv-4.50
	T87A	Allow Remote Call Control	
	(THFD)	Centrex Trunk Switch Hook Flash on this set denied	thf-14
	THFA	Centrex Trunk Switch Hook Flash on this set allowed	
	TSA	Three-Party Service allowed TSA is mutually exclusive with ASCA and XFA. If TSA is requested and XFA is currently set, then XFA is changed to XFD	mpo-20

Prompt	Response	Comment	Pack/Rel
	(TVD)	Trunk Verification from station Denied	tvS-10
	TVA	Trunk Verification from station Allowed	
	(UDI)	Station is not restricted from receiving DID calls	supp-10
	RDI	Station is restricted from receiving DID calls	
	(ULAD)	Set Based Administration User Access Denied	adminset-21
	ULAA	Set Based Administration User Access Allowed	
	(USMD)	Meridian 911 position Denied	m911-19
	USMA	Meridian 911 position Allowed Must have Meridian 911 (M911) package 224	
	(USRD)	User Selectable Call Redirection Denied	uscr-19
	USRA	User Selectable Call Redirection Allowed	
	(WTA)	Warning Tone Allowed	basic-1
	WTD	Warning Tone Denied	
	(XFD)	Call Transfer Denied	basic-1
	XFA	Call Transfer Allowed	
	XFR	Call Transfer Restricted TSA is mutually exclusive with XFA. If TSA is requested and XFA is currently set, then XFA is changed to XFD. The most recently entered CLS overwrites the prior CLS of the same category. Note that one can specify XFR instead of XFD.	
	(XHD)	Exclusive Hold Denied	dhld-4
	XHA	Exclusive Hold Allowed	
	(XRD)	Ring Again Denied	optf-1
	XRA	Ring Again Allowed	

Prompt	Response	Comment	Pack/Rel
		Must have CLS= XFA. RANA can be activated if OPT = RNA in LD 15. When OPT = RND in LD 15, all sets with CLS = XRA can activate only Ring Again Busy.	
CPND		Calling Party Name Display	cpnd-19
	NEW	Add data block	
	CHG	Change existing data block	
	OUT	Remove existing data block	
		Must have CPND data block defined in LD 95.	
CPND_LANG		Calling Party Name Display Language	cpnd-19
	(ROM)	Roman	
	KAT	Katakana	
		CPND_LANG applies when FTR = CPND. CPND_LANG appears only when Multi-Language I/O (MLIO) package 211 is equipped.	
CRCS	0-7	Code Restriction Block	nfc-2
CSDN	x..x	Converged Service Directory Number Converged Desktop Service Control Directory Number (CDN) configured in LD 23. CSDN is only prompted if CLS is defined as CDMV or CDMO NULL response is not accepted	sip-4.00
CUST	xx	Customer number associated with this set as defined in LD 15.	cust-1
DCLP	0-159	Dealer Conference Loop DCLP input defines the conference loop assigned to the unit. The loop should be in the same group as the unit.	ohol-20
DELETE_VMB		Delete Voice Mailbox	vmba-19

Prompt	Response	Comment	Pack/Rel
	(YES)	Remove the Voice Mailbox from the Meridian 1 and Meridian Mail	
	NO	Remove the Voice Mailbox from the Meridian 1 Prompted if REQ = OUT and TN has an associated Voice Mailbox. Allowed if the DN is either a single appearance or a multiple appearance DN on a single TN.	
DES	d...d	ODAS Station Designator Enter a 1-6 alphanumeric character representing an Office Data Administration System (ODAS) Station Designator.	odas-1
DIG	0-2045 0-99	Dial Intercom Group (DIG) number and Dial Intercom Member (DIM) numbers. The value entered for the member number cannot be equal to the SPRE code. In the case of double-digit values, the first digit cannot be the same as the SPRE code. For example, if SPRE = 1, the member number cannot be 10, 11...19. Single line telephones assigned as Dial Intercom sets can only make calls within their own dial intercom groups. No DN can be assigned to them. If any member in the group has a two digit member number, all members have a two digit number. The system enters leading zeros. Must have maximum number of Dial Intercom Groups (DGRP) defined in LD 15.	di-1
DISPLAY_FMT		Display Format for CPND name	cpnd-19
	(FIRST, LAST)	can be input as FIRST To view names as John Doe	
	LAST, FIRST	can be input as Last To view names as Doe John	

Prompt	Response	Comment	Pack/Rel
DMC		Digital Enhanced Cordless Telecommunication (DECT) Mobility Controller Location	mc32-25
	l s c	Format for Large System	
	l s c	Format for CS 1000E	basic-4.00
	c	Format for Small System	
	c	Format for CS 1000S	basic-1
	c	Format for MG 1000B, and MG 1000T	basic-4.00
DN	x..x yyyy	<p>Directory Number (x..x) and CLID table entry (yyyy)</p> <p>The DN can be up to 4 digits, up to 7 digits with Directory Number Expansion (DNXP) package 150. DN is not prompted for Small Systems, CS 1000S, MG 1000B, and MG 1000T Model sets or if DIG is defined.</p> <p>Range for CLID table entry is: [(0) - (value entered for SIZE prompt in LD 15 minus 1)</p> <p>If the new DN entered already exists, one of the following messages is output when the TNB is updated:</p> <ul style="list-style-type: none"> • MIX (DN entered already appears on another set) • PVR (DN is a Private Line number) • HNT (DN exists and is defined as Hunting Allowed) • FNA (DN exists and has Forward No Answer) <p>Before the DN can be modified, the station DN must be removed from all Group Hunt lists in which it is a member.</p> <p>ISDN is not required for Calling Line Identification entry.</p>	basic-1
ECHG	(NO) YES	<p>Easy Change. Prompted when REQ = CHG.</p> <p>This allows change to any prompt in this program without toggling through all the prompts.</p>	basic-12

Prompt	Response	Comment	Pack/Rel
ELKP	x...x	Electronic Lock Password Prompted with the Flexible Feature Codes (FFC) package 139. Password length is one to 15 digits, and is set in LD 15.	ffc-14
ERL	<CR> (0)-65535 X	Emergency Response Location. Enter no value to make this TN Auto Update. Enter a value to statically configure this TN (Manual Update). Enter 'X' to remove the existing value.	basic-5.00
FTR	FTR	Enter the feature name and related data. Precede feature mnemonic with X to remove it from the allowed features for the telephone. Prompted with Special Service for 2500 sets (SS25) package 18.	ss25-1
	ACD x...x yyyy	The ACD DN and the ACD position (POS ID) The ACD queue must be set in LD 23. ACD can be up to 4 digits; up to 7 digits with Directory Number Expansion (DNXP) package 150. An ACD entry is only allowed if you have already defined CLS = AGTA in the same pass through this overlay.	ism-16
	ADL nn x..x	Auto Dial Auto Dial cannot be configured if Hot Line is defined. nn = number of digits, up to 31 maximum in Auto Dial DN x..x = Auto Dial DN Auto Dial is required for BNRA Must have Flexible Feature Codes (FFC) package 139.	ffc-15
	AEFD y...y	Alternate External Flexible Call Forward DN, up to 13 digits.	basic-22

Prompt	Response	Comment	Pack/Rel
		Remove by setting CLS = RTDD or CFTD. Where yyyy = Alternate Redirection DN.	
AEHT y...y		Alternate External Hunt DN, up to 13 digits. Remove by setting CLS = RTDD or CFTD. Where yyyy = Alternate Redirection DN.	basic-22
AFD y...y		Alternate Flexible Call Forward DN, up to 13 digits. Remove by setting CLS = RTDD Where yyyy = Alternate Redirection DN.	basic-22
AHNT y...y		Alternate Hunt DN, up to 13 digits. Remove by setting CLS = RTDD. Where yyyy = Alternate Redirection DN.	basic-22
CFW nn		Call Forward all calls. Where: nn = maximum number of digits in the CFW DN; it must be large enough to hold the customer Reply DN. <ul style="list-style-type: none"> • When the Enhanced System Access feature is configured, valid entries are 4, 8, 12, (16), 20, 24, 28, 31. Numbers between 4 and 31 are rounded up to the next valid number. • When the Enhanced System Access feature is not configured, valid entries are any integer in the range of (4)-23. 	ss25-1
CPND		Call Party Name Display, name assignment allowed Response required only if Background Terminal or PMSI is used to configure names. Response is not required if CPND is programmed in LD 95.	cpnd-10
DCFW nn x...x		Default Call Forward	supp-10

Prompt	Response	Comment	Pack/Rel
		<p>Where: nn = maximum number of digits in the DCFW DN.</p> <p>Valid entries for nn are: 4, 8, 12, 16, 20, 24, 28, 31.</p> <p>Where: x...x = Default Call Forward DN.</p>	
	EFD x...x	<p>External Flexible call forward DN (a Group Hunt pilot DN can be entered)</p> <p>This is the DN to which external no answer calls are routed when Class of Service is Call Forward by Call Type allowed (CLS = CFTA). Must also have CLS = FNA.</p> <p>EFD is only used if one of the following customer options are defined in LD 15:</p> <ul style="list-style-type: none"> • FNAD = FDN • FNAT = FDN • FNAL = FDN <p>Listed DNs, Departmental Listed DNs and prime DNs are accepted as valid input. EFDs can be up to 13 digits.</p>	basic-10
	EHT x...x	<p>External Hunt DN</p> <p>This is the DN to which external busy calls Hunt when Class of Service is Call Forward by Call Type allowed (CLS = CFTA). Must also have CLS = HTA.</p> <p>Listed DNs, Departmental Listed DNs and prime DNs are accepted as valid input. A Group Hunt pilot DN can be entered with up to:</p> <ul style="list-style-type: none"> • 4 digits without DNX package 150 • 7 digits with DNX package 150 • 13 digits for Network Call Redirection 	basic-10
	FAXS x...x	<p>Facsimile server and command sequence</p> <p>The command sequence includes the following:</p>	fax-18

Prompt	Response	Comment	Pack/Rel
		<ul style="list-style-type: none"> • Wx = waiting time of 0 to 9 seconds • Cxxx = control command digits • Oxxxx = originating or designated fax DN • D = the called fax DN <p>For HiMail server, if the designated fax DN is 1234:</p> <p>FTR FAXS W6 O1234 C#10* D C## W4, or FTR FAXS W6 O1234 C#20* D C## W4</p> <p>For Phi-Net server, if the designated fax DN is 1234:</p> <p>FTR FAXS W4 C30 O1234 C*0 D C#</p> <p>The facsimile server TNs must have Digitone (DTN) Class of Service and cannot have FNA, CWA, or FBA Class of Service, or FTR CFW feature.</p> <p>Use the HUNT feature to define the DN of the next port on the facsimile server.</p>	
	FDN x...x	<p>Flexible Call Forward No Answer</p> <p>The DN cannot be an LDN</p> <p>A Group Hunt pilot DN can be entered of up to:</p> <ul style="list-style-type: none"> • 4 digits without DNXP package 150 • 7 digits with DNXP package 150 • 13 digits for Network Call Redirection <p>FDN is used for internal calls, if CLS is CFTA and FNA.</p> <p>FDN is used for all calls if CLS is CFTD and FNA.</p> <p>FDN requires that CLS = MWA or FNA.</p> <p>FDN is only used if one or more of the following customer options are defined in LD 15:</p> <ul style="list-style-type: none"> • FNAD = FDN • FNAT = FDN • FNAL = FDN 	basic-1

Prompt	Response	Comment	Pack/Rel
	HOT	Small System Model set Direct entry for Hotline Model set. Automatic termination DN is 8 digits. CS 1000S Model set	hot-16 basic-1.0
	HOT D nn x...x	Direct entry for one way Enhanced Hot Line. Where: <ul style="list-style-type: none"> • nn = up to 31 digits maximum in Target DN • x...x = Terminating DN CLS = EHTA and DIP or DTN	hot-10
	HOT D nn x...x yyyy	Direct entry for two way Enhanced Hot Line. Where: <ul style="list-style-type: none"> • nn = up to 31 digits maximum in Target DN • x...x = Terminating DN • yyyy = optional two way Hot Line DN. This DN can be up to 4 digits, up to 7 digits with Directory Number Expansion (DNXP) package 150. CLS = EHTA and DIP or DTN.	hot-10
	HOT nn x..x	Flexible Hot Line. Where: nn = up to 31 digits maximum in Target DN and x..x = Terminating DN. Flexible Hot Line requires that CLS = MNL.	
	HOT L bbb	One way list entry for Enhanced Hot Line Where: bbb = list entry position from Hot Line list in LD 18. The Hot Line list NCOS overrides the set NCOS. Enhanced Hot Line requires CLS = EHTA, LLCN, PHTD and DIP or DTN. To remove Hot Line DN, change CLS EHTA to EHTD.	hot-10

Prompt	Response	Comment	Pack/Rel
		Hot Line DNs can be programmed with * as operands only if OPAO is enabled.	
	HOT L bbb x...x	<p>Two way list entry for Enhanced Hot Line. Where:</p> <ul style="list-style-type: none"> • bbb = list entry position • xxxx = optional two way Hot Line DN. This DN can be up to 4 digits, up to 7 digits with Directory Number Expansion (DNXP) package 150. <p>Enhanced Hot Line requires CLS = EHTA, LLCN, PHTD and DIP or DTN. To remove Hot Line DN, change CLS EHTA to EHTD.</p> <p>Hot Line DNs can be programmed with * as operands only if OPAO is enabled.</p>	hot-10
	ICF x...x	<p>Internal Call Forward and Forward DN length.</p> <p>Valid entries for x...x are: any integer in the range of (4)-31.</p>	icf-19
	ISP 1-(75)-255	<p>Enable hook flash disconnect supervision with flash timer in 10 milliseconds units. If the numeric parameter is not entered and the saved value is null, it is defaulted to 75 (750 ms). Otherwise, it does not change.</p>	basic-21
	OSP (1)	<p>Enable battery reversal answer and disconnect supervision for outgoing calls with absolute and assumed answer indication.</p>	basic-21
	OSP 2	<p>Enable battery reversal answer and disconnect supervision for outgoing calls with absolute answer indication only.</p> <p>If the numeric parameter is not entered and the saved value is null, it is defaulted to 1. Otherwise, it does not change.</p>	

Prompt	Response	Comment	Pack/Rel
	PEP xxxxx	Apply PEP number xxxxx to this set. PEP number xxxxx is an X21 maintenance PEP which is available from the Meridian PEP Library. PEP xxxxx uses this feature as a 'trigger' to execute certain code.	basic-4.50
	PHD	Permanent Hold. Allowed with CLS = XFA.	basic-1
	RDL nn	Stored Number Redial Where: nn = DN length 4, 8, 12, (16), 24, 28, 31. Numbers between 5 and 30 are rounded up to the next valid number. Allowed with CLS = XFA.	snr-3
	SCC 0-8190	Speed Call Controller list number The speed call list must be defined in LD 18.	optf-1
	SCU 0-8190	Speed Call User list number The speed call list must be defined in LD 18.	optf-1
	SSU 0-4095	System Speed call User list number The speed call list must be defined in LD 18.	ssc-2
	XISP	Disable hook flash disconnect supervision	
	XOSP	Disable battery reversal answer and disconnect supervision	
HDID	(0)-9	Off-Hook Alarm Security Half Disconnect Index defined in LD 15	basic-24
HMDN	x..x	Home Directory Number Sets the DN as a valid MCDN network DN	msmn-32
HUNT	x...x	Hunt DN of the next station in the Hunt chain A Group Hunt pilot DN can be entered of up to: <ul style="list-style-type: none"> • 4 digits without DNXP package 150 • 13 digits with DNXP package 150 	basic-1

Prompt	Response	Comment	Pack/Rel
		<p>Precede with X to remove.</p> <p>With Call Forward and Hunt by Call Type, this is the Hunt DN for:</p> <ul style="list-style-type: none"> • internal calls if CLS = CFTA, or • all busy calls if CLS = CFTD <p>A Control Directory Number (CDN) can be defined as a Hunt DN for both physical and phantom 500/2500 sets. When a CDN is configured in this way, a call which comes to a busy DN can be Hunting or Call Forward Busy to a CDN.</p>	
IAPG	(0)-15	<p>Meridian Link Unsolicited Status Message (USM) group</p> <p>Assign Associate (AST) telephones to an USM group defined in LD 15. These groups determine which status messages are sent to the host computer for an AST telephone. The default Group 0 sends no messages, while Group 1 sends all messages.</p>	<p>aml-16</p> <p>aml-16</p>
ICT	0-<NIPN>	<p>Intercept Computer Terminal or Printer Number</p> <p>The Number of Intercept Positions (NIPN) is defined in LD 15.</p>	icp-16
INDX	0-509	<p>DECT Mobility Controller index</p> <p>Maps hand set to Virtual TN</p>	mc32-25
ITEM	aaaa yyy	<p>Change any prompt</p> <p>Respond with the desired program mnemonic (aaaa) and its new value (yyy). ITEM is reprompted until only a carriage return <CR> is entered.</p>	basic-12
KEEP_MSGS	(NO) YES	<p>Keep Messages</p> <p>Preserve Meridian Mail messages and current password</p>	vmba-19

Prompt	Response	Comment	Pack/Rel
LDN	(NO) 0-5	Departmental Listed Directory Number is not activated for this set Departmental Listed Directory Number (LDN) as defined in LD 15	dldn-5
LNRS	4-(16)-31	Last Number Redial Size Enter the maximum number of digits that can be stored. Valid entries are 4, 8, 12, (16), 20,24, 28, 31. Invalid entries are rounded up to the next valid entry. Prompted if CLS = LNA.	lnr-8
MARP	(NO) YES	Multiple Appearance Redirection Prime Use TN as the Multiple Appearance DN Redirection Prime. The MARP prompt, or MARP information, is given only when assigning a DN.	basic-18
MAUT	(NO) YES	Modify assigned authorization codes for this telephone Prompted with Station Specific Authorization Codes (SSAU) package 229 and CLS = AUTR.	ssau-19
MLWU_LANG		Language choice for Automatic Wake Up service. Prompted with Multi-Language Wake Up (MLWU) package 206. This entry defines the language presented for the Automatic Wake Up recorded announcement (RAN) for language 0 through 5 as follows:	mlwu-19
	(0)	See RAN1/RAN2 in LD 15	
	1	See LA11/LA12 in LD 15	
	2	See LA21/LA22 in LD 15	
	3	See LA31/LA32 in LD 15	
	4	See LA41/LA42 in LD 15	
	5	See LA51/LA52 in LD 15	
	X	Remove entry	
MODL	1-127	Model number Prompted for Small System and CS 1000S Model sets. Prompted for CS 1000S Model sets.	basic-16 basic-1

Prompt	Response	Comment	Pack/Rel
MWUN	(16) 32	Maximum number of Wireless Units Standard line card = 16 Octal line card = 32	mc32-24
NAME	aaaa,bbbb	Calling Party Name Display Name First name comma Last name. For example, John Doe is entered as John,Doe. The first single comma is treated as the delimiter. Up to 27 characters (including the comma) can be input. The last occurrence of the first comma group serves as the name delimiter and is translated into a space between the first and last name.	cpnd-21
	aaaa	When the delimiter is omitted, the input is stored as a first name.	
	aaaa,	When the delimiter follows the input, the input is stored as the first name.	
	,bbbb	When the delimiter precedes the input, the input is stored as a last name.	
NCOS	(0)-3 (0)-7 (0)-15 (0)-99	Network Class of Service group number CDP BARS or NFCR NARS Network Class of Service group number	ncos-2
NUMZONE	0-1023	Numbering zone.	zbd-6.00
OHID	(0)-9	Off-Hook Alarm Security DN index Enter the index number 0-9 of the DN defined by LD 15 prompt ODNx. When a dial tone or interdigit timeout occurs on a set with Alarm Security Allowed (ASCA) Class of Service, the set is intercepted to a predefined DN.	basic-18

Prompt	Response	Comment	Pack/Rel
PLEV	0-(2)-7	Priority Level Where: 2 = set can override sets of level 1 and 2, and can be overridden by sets of level 2-7. Prompted with Priority Override/ Forced Camp-On (POVR) package 186 or Enhanced DPNSS1 Services (DPNSS_ES) package 288.	povr-20
POS	xxxx	ACD position ID. Prompted when SFMT = AUTO, TNDN, TN or DN.	basic-12
PRI	(1)-48	Priority level for ACD Agent. The agent with the lowest number assigned has the highest priority and is the first ACD agent to receive calls. (Priority 1 has the highest priority level) PRI is prompted if Automatic Call Distribution, Priority Agent package 116 is equipped and CLS = AGTA.	pagt-16
RCO	(0)-2	Ringing cycle option for Call Forward No Answer Prompted when CLS = FNA or MWA (or both).	uscr-19
REQ:		Request	basic-1
	?	To get a list of valid responses	
	CHG	Change existing data block	
	CDCS	Convert Digital Communication Set Note: The CDCS command can also be used on MCMO type telephones	mc32-25
	CPY n	Copy or create 1 to 32 new station data block or blocks automatically from the specified station data block. Not valid for Option11 Models.	
	END	Exit Overlay program	
	MOV	Move data block from one TN to another.	

Prompt	Response	Comment	Pack/Rel
		<p>MOV command can be used to move analogue "IPE" telephones from one loop, shelf, card, unit to another lscu with the following restrictions (includes moves across Superloops):</p> <ul style="list-style-type: none"> -ACD sets must not be moved. Remove (out) data and re-enter at destination. -Telephones with mixed directory numbers can only be moved to a TN on the same loop; unless the prompt MLDN = Yes in LD 17. -Cannot be used for Small System and CS 1000S Model sets <p>MOV command can be used to move analogue "EPE" telephones from one unit or card to another, but does not support moving these phones across shelves or loops.</p>	basic-25.4
	NEW X	Add new data block or blocks Follow NEW with a value of 1-255 to create that number of consecutive telephone data block or blocks.	
	OUT X	Remove data block or blocks Follow OUT with a value of 1-255 to remove that number of consecutive telephones. The following is a list of valid responses. For further information, consult the appropriate Overlay program. LD 32: CDSP CMIN CONV CPWD DISC DISI DISL DISN DISS DISU DSCT DSPS DSXP ENCT ENLC ENLG ENLL ENLN ENLS ENLU ENPS ENXP IDC IDCS IDU LBSY LDIS LIDL LMNT PBXT SDLC STAT SUPL TRK XNTT XPCT XPEC LD 20: LTN LUC LUDU LUU LUVU PRT LD 10: CHG CPY MOV NEW OUT	
RNPG	(0)-255	Ringling Number Pickup Group	grp-1
	(0)-4095	Ringling Number Pickup Group with Capacity Expansion To remove a telephone from a group, enter 0 in response to the RNPG prompt.	grp-1

Prompt	Response	Comment	Pack/Rel
SCI	(0)-7	Station Category Indication priority level The Station Category number 1 to 7 must be defined as attendant console Incoming Call Indicator in LD 15 prompt ICI = CA1-CA7.	sci-7
SCPW	xxxx	Station Control Password The Station Control password is used for the Electronic Lock and Remote Call Forward features. This entry must equal the Station Control Password Length (SCPL) as defined in LD 15. Not prompted if SCPL = 0. See Flexible Feature Codes in <i>Features and Services Fundamentals</i> (NN43001-106)	ffc-15
SECOND_DN	x...x X	Second Directory Number sharing the Voice Mailbox. This number can be up to 4 digits, up to 7 digits with Directory Number Expansion (DNXP) package 150. Enter the letter "X" to delete the second directory number	vmba-19
SFDN	xxxx	Secretarial Forwarding DN of secretary set SFDN is prompted if SFLT = BOSS.	ftcsf-15
SFLT	(NO) BOSS SEC	Secretarial Filtering Assign no designation to telephone Designate telephone as a Boss set Designate telephone as a Secretary set (NO), SEC and <CR> takes you to the next prompt. SFLT is prompted with Boss Secretary Filtering (FTCSF) package 198.	ftcsf-15
SFMT		Select Format for the copy command The DN can be up to 4 digits, up to 7 digits with Directory Number Expansion (DNXP) package 150. The POS prompt appears if CLS = AGTA.	basic-12

Prompt	Response	Comment	Pack/Rel
	TNDN	Manual selection of TNs, DNs and ACD position IDs for ACD telephones. TN, DN and POS are prompted -n- times as defined by the CPY command.	
	TN	The new DNs and ACD position IDs for ACD telephones are provided by the system. You are prompted for the starting DN, ACD position ID and each TN. TN is prompted n times as defined in the CPY command.	
	DN	The new TNs are provided by the system. You are prompted for the starting TN and each DN and ACD position ID for ACD telephones. DN and/or POS are prompted n times as defined in the CPY command.	
	AUTO	The new TNs, DNs and ACD position ID for ACD telephones are provided by the system. You are prompted for the starting TN, DN and ACD position ID.	
SGRP	(0)-999	Scheduled Access Restriction Group Number Prompted with Schedule Access Restrictions (SAR) package 162. The group must be defined in LD 88.	sar-15
SPID	x...x	Supervisor Position ID This input assigns an agent to a supervisor when agent lamps are not assigned on the supervisor telephone. This number can be up to 4 digits, up to 7 digits with Directory Number Expansion (DNXP) package 150. However, ISDN applications can accept up to 13 digits. Prompted for ACD packages B, C and D when CLS = AGTA.	acdb-1
SPWD	xxxx	Secure Data Password Prompted if the password is defined in LD 15. If the password is not entered, the security codes do not print when PRT is requested.	ssau-19

Prompt	Response	Comment	Pack/Rel
TEN	1-51	Multi-Tenant Number Enter the Multi-Tenant number for this telephone. Prompted with Multiple-Tenant Service (TENS) package 86 and Tenant Service enabled.	tens-7
TGAR	0-(1)-31	Trunk Group Access Restriction The default of (1) automatically blocks direct access	basic-1
THIRD_DN		Third DN sharing the Voice Mailbox	vmba-19
	x...x	Third Directory Number. This number can be up to 4 digits, up to 7 digits with Directory Number Expansion (DNXP) package 150.	
	X	Deletes the third directory number	
TIMP		Termination Impedance for XOPS unit	basic-20
	(600)	600 ohms	
	900	900 ohms	
		The following combinations of TIMP/BIMP are valid: <ul style="list-style-type: none"> • 600/600 • 900/900 • 600/3COM • 900/3COM • 600/3CM2 • 900/3CM2 These are equivalent to the TIMP/BIMP prompts in LD 14 for the EXUT card. TIMP is prompted if the specified TN is configured on an XOPS card (DD card on a superloop). If the response to TIMP uniquely describes the TIMP/BIMP combination, then BIMP is not prompted.	
TN		Terminal Number The TN defines the location of the telephone. TN appears when REQ = NEW, CHG, MOV or OUT.	basic-1

Prompt	Response	Comment	Pack/Rel
	l s c u	<p>Format for Large System, where: l = loop, s = shelf, c = card, u = unit</p> <p>Where l =</p> <ul style="list-style-type: none"> • 0-159: loops, superloops which are multiples of 4, starting with superloop 0 • 0-255: loops, Systems with Fibre Network Fabric <p>Where s =</p> <ul style="list-style-type: none"> • 0-3: IPE shelves on loops defined TERM in LD 17 • 0-1: IPE shelves on loops defined TERD in LD 17 and superloops • 0: IPE shelf on loops defined TERQ in LD 17 <p>Where c =</p> <ul style="list-style-type: none"> • 1-10: IPE cards of dual and enhanced loops • 0-15: IPE cards of superloops <p>Where u =</p> <ul style="list-style-type: none"> • 0-3: single density units • 0-7: double density units • 0-15: quad density units 	fnf-25
	l s c u	<p>Format for CS 1000E, Where l = 0, 4, 8, - 252: superloop number in multiples of 4</p> <p>Where s =</p> <ul style="list-style-type: none"> • 0-1: MG 1000E on superloop • 0-1: MG 1010 on superloop <p>Where c =</p> <ul style="list-style-type: none"> • 1-4, 7-10: chassis on superloop • 1-10: cabinet on superloop • 1-10: MG 1010 on superloop <p>Where u = 0-31</p>	<p>basic-4.00</p> <p>basic-6.00</p> <p>basic-5.00</p> <p>basic-6.00</p>
	c u	<p>Format for Small System, where: c u = card, unit</p>	basic-16

Prompt	Response	Comment	Pack/Rel
		<ul style="list-style-type: none"> • c = 1-50 • u = 0-15 	
	c u	Format for CS 1000S, where: c u = card, unit	basic-1.0
		<ul style="list-style-type: none"> • c = 11-14, 17-24, 27-34, 37- 44, 47-50 • u = 0-31 	
	c u	Format for MG 1000B Chassis, where: c = card and u = unit	basic-4.00
		<ul style="list-style-type: none"> • c = 0-4, 7-10 • u = 0-31 	
		Format for MG 1000B Cabinet, where: c = card and u = unit	
		<ul style="list-style-type: none"> • c = 0-10 • u = 0-31 	
		Note: For converted Small Systems only, the Meridian Mail card must be installed in slot 10 if Meridian Mail is to be supported.	
	c u	Format for MG 1000T, where:	
		<ul style="list-style-type: none"> • c = 0-4, 7-10, 11-14, 17-24, 27-34, 37- 44, 47-50 • u = 0-31 	basic-4.00
TOTN		To Terminal Number. Prompted when REQ = MOV	basic-1
	l s c u	Format for Large System, where: l = loop, s = shelf, c = card, u = unit	
	l s c u	Format for CS 1000E, where: l = loop, s = shelf, c = card, u = unit	basic-4.00
	c u	Format for Small System, where: c u = card, unit TOTN is not prompted for Small System Model sets.	basic-16
	c u	Format for CS 1000S, where: c u = card, unit	basic-1.0
	c u	Format for MG 1000B, and MG 1000T, where: c = card and u = unit To Terminal Number. Prompted when REQ = MOV.	basic-4.00
TYPE:	TYPE:	Type of data block.	basic-20
	?	To get a list of valid responses	

Prompt	Response	Comment	Pack/Rel
	500	500/2500 telephone data block	
	500 M	500/2500 Model telephone data block for Small System and CS 1000S	
	CARD	500/2500 card block for Automatic Set Relocation (ASR)	
	CARDSLT	Single-line telephone line card	
	DCS	Digital Cordless Set	mc32-25
	OOSLT	Out-of-Service Single Line Terminal unit	
VMB	NEW	Add Voice Mailbox	vmba-19
	CHG	Change Voice Mailbox	
	OUT	Remove Voice Mailbox	
VMB_COS	0-127	Voice Mailbox Class of Service	vmba-19
VSIT	(NO) YES	Visiting DECT Handset 4060 Determines the difference between a local handset and a visiting handset.	msmn-32
WRLS	(NO) YES	TN corresponds to a portable personal telephone. Must have Meridian 1 Companion Option (MCMO) package 240. Note: Additional units configured on either the MCMO or DECT card requires identical entries for WRLS, WTYP and MWUN prompts.	mcmo-20
WTYP	(MCMO) DECT	Meridian Companion Mobility Option Digital Enhanced Cordless Telephone	mcmo-23
XLST	(0)-254	Pretranslation group associated with this station If the user wants to use a 16-button DTMF ABCD set as a call forward destination station to deactivate the call forward all calls function, then XLST must be set equal to the table number defined in LD 18.	pxlt-10

Prompt	Response	Comment	Pack/Rel
XPLN	xx	<p>Expected name length (this value should be set to a sufficient length for current and future names for that DN)</p> <p>When REQ=NEW, the XPLN prompt defines the maximum name length for that particular DN or DIG. The XPLN for a DN cannot be changed without deleting that name entry.</p> <p>XPLN must range from the actual length of the name string to MXLN, or defaults to DFLN.</p>	cpnd-19

LD 11: Digital Telephone Administration

This Overlay program allows data blocks for Displayphone 1200, M1000 series, M2000 series, M3000 digital telephones, and IP Phones to be created or modified.

When the Overlay is loaded, the available system memory, disk records, and system configuration limits are output in a header as follows:

```
>ld 11
```

```
SL1000
MEM AVAIL: (U/P): xxxxxx USED U P: xxxxxx xxxxxx TOT: xxxxxx
DISK RECS AVAIL: xxx
TNS AVAIL: xxx USED: xxx TOT: xxx
INTERNET TELEPHONES AVAIL: xxx USED: xxx TOT: xxx
ACD AGENTS AVAIL: xxx USED: xxx TOT: xxx
AST AVAIL: xxx USED: xxx TOT: xxx
DIGITAL TELEPHONES AVAIL: xxx USED: xxx TOT: xxx
WIRELESS TELEPHONES AVAIL: xxx USED: xx TOT: xxx
DATA PORTS AVAIL: xxx USED: xx TOT: xxx
```

If a License limit is set to the value 32767 (maximum), then the information for that License is not output. This does not apply for the TNs License.

The Group Hunt/DN Access to SCL (PLDN) package 120 allows an asterisk (*) or double asterisk (**) as a valid input to a number of prompts. Usually the asterisk is part of a dialed number. Without this package, inputting one asterisk causes the system to reissue the last prompt; inputting two asterisks causes the system to restart the Overlay at the REQ prompt.

Linked Overlay programs

Overlay programs 10, 11, 20 and 32 are linked thus eliminating the need to exit one Overlay and enter another. Once one of the above Overlays has been loaded it is possible to add, print and get the status of a set without having to exit one Overlay and load another.

The input processing has also been enhanced. Prompts ending with a colon (:) allow the user to enter either:

- a question mark (?) followed by a carriage return (<CR>) to get a list of valid responses to that prompt or
- an abbreviated response. The system then responds with the nearest match. If there is more than one possible match the system responds with SCH0099 and the input followed by a question mark and a list of possible responses. The user can then enter the valid response.

Prompts and responses Contents

Section
<i>Prompts and responses by task:</i>
"Add a voice telephone" (page 140)
"Add a data telephone" (page 143)
"Copy a telephone" (page 147)
"Easy change" (page 148)
"Move a telephone" (page 148)
"Remove a telephone" (page 149)

Prompt	Response	Comment
REQ:	a...a	Request
TYPE:	a...a	Type of data block (TYPE responses begin on "TYPE " (page 218))
MODL	1-127	Model number for small systems and CS 1000S
CFTN	l s c u c u	Copy From Terminal Number (as defined on "TN " (page 215))
SFMT	a...a	Select Format (a...a = TNDN, TN, DN, or AUTO)
TN	l s c u c u	Terminal Number (as defined on "TN " (page 215))

Prompt	Response	Comment
DELETE_VMB	(YES) NO	Delete Voice Mailbox
NEWTYP	a...a	Specifies the TN_TYPE to convert to. (TYPE responses begin on "TYPE " (page 218))
PROCEED	YES (NO)	Confirm that the system administrator is aware that the feature is lost and still wants to perform the conversion. Anything typed except YES implies NO.
ECHG	(NO) YES	Easy Change
- ITEM	aaaa yyy	Item (aaaa = Program mnemonic ; yyy = its new value)
TOTN	l s c u c u	To Terminal Number (as defined on "TN " (page 215))
CDEN	aa	Card Density (aa = SD, DD, 4D, or 8D)
DES	d...d	Office Data Administration System Station Designator
CTYP	(XDLC) EDLC	Card type
CUST	xx	Customer number
NUMZONE	0-1023	Numbering zone Package 420 (Zone Based Dialing) must be equipped.
UXTY	xxxx	Universal Extension type.
MCCL	x y z u	Number of clients per supported SIP Line type for a Universal Extension designated as SIP Line. Package 417 (SIP Lines Services) must be equipped.
SIPU	x...x	SIP Line user id. Package 417 (SIP Lines Services) must be equipped.
SUPR	(NO) YES	SIP Line super user. Package 417 (SIP Lines Services) must be equipped.
NDID	xxxx	The SIP Lines Gateway (SLG) node identifier. Package 417 (SIP Lines Services) must be equipped.
UXID	<CLID>	Calling Line ID of the Universal Extension.
NUID	aaaa	Network User ID for dialable home system DN. Applies to IP Phones. Network User Id. Enter X to delete.
NHTN	l s c u	Network Home system TN. Format for CS 1000M Large System and CS 1000Esystem, Where: l = loop, s = shelf, c = card, u = unit.
	0000	Reserved TN to indicate the Network Home is a CS 2100 system. Do not use if the Network Home is a CS 1000 system.
BUID	x...x	dialable DN, Main Office user id

Prompt	Response	Comment
MOTN	<CR> l s c u 0000	Main Office TN Accept default when CS 1000S is the Main Office When main office is a Large System or CS 1000E Reserved TN to indicate the Main Office is a CS 2100 system. It must not be used if the Main Office is a CS 1000 system.
MPHI	(NO) YES	Meridian Communications Unit used as MPH Interface
KLS	1-7	Number of Key/Lamp Strips
AOM	0-2	Number of Add-on Modules
KBA	(0)-2	Key-Based Accessory
DBA	(0)-1	Display-Based Accessory
DSPL	(0)-500	Length (in characters) of portable display
DSPT	(0)-2	Type of portable display
ZONE	0-255	Zone Number to which Nortel Networks IP Phone 2002, IP Phone 2004, and IP SoftPhone 2050 set belongs
KEM	(0)-4	Number of IP Phone Key Expansion Units (KEM) to configure.
KEY	xx aaa yyyy (cccc or D) zz..z	Telephone function key assignments Function key assignments determine calling options and features available to a telephone. KEY is prompted until a <CR> is entered.
PAGEOFST	<Page> <KeyOffset>	Configure KEM key numbers for IP Phones that support Paging and have a specific number of KEMs configured.
KEMOFST	<KEM> <KeyOffset>	Configure KEM key numbers for IP Phones that do not support Paging and have a specific number of IP Phone KEMs configured.
LANG	a	Language choice
ERL	<CR> 0-65535 X	Emergency Response Location
ECL	(0)-65535	Home Emergency Call List
FDN	x...x	Flexible CFNA DN
TGAR	xx	Trunk Group Access Restriction
LDN	aaa	Listed Directory Number Index as defined in LD 15
NCOS	(0)-99	Network Class of Service group
RNPG	(0)-4095	Ringng Number Pickup Group

Prompt	Response	Comment
SSU	0-4095	System Speed call list number
XLST	(0)-7	Pretranslation group associated with this station
SCPW	xxxx	Station Control Password
SGRP	(0)-999	Scheduled Access Restriction Group number
ELKP	x...x	Electronic Lock Password (1-15 digits)
SFLT	a...a	Secretarial Filtering (a...a = (NO), BOSS, or SEC)
- SFDN	xxxx	Secretarial Forwarding DN of secretary set
CAC	(0)-10	Category Code for CNI of MFC trunks
CAC_CIS	0-(3)-9	CIS ANI category code
CAC_MFC	(0)-10	MFC CNI Category Code
CLS	a...a	Class of Service (CLS responses begin on "CLS" (page 152))
CSDN	x..x	Converged Service Directory Number Converged Desktop Service Control Directory Number (CDN) configured in LD 23. CSDN is only prompted if CLS is defined as CDMV or CDMO. NULL response is not accepted.
ARTO	(0)-3	Alternate Redirection Time Option for call redirection
ADAY	(0)-3	Alternate Days as defined in LD 15
AHOL	(0)-3	Alternate Redirection Holiday as defined in LD 15
AFD	x...x	Alternate Flexible Call Forward DN
AHNT	x...x	Alternate Hunt DN
AEFD	x...x	Alternate External Flexible Call Forward DN
AEHT	x...x	Alternate External Hunt DN
MAUT	(NO) YES	Modify authorization codes for this telephone
- SPWD	xxxx	Secure Data Password
- AUTH	n xxxx	Authorization code
RCO	(0)-2	Ringing Cycle Option for Call Forward No Answer
ICT	0-<NIPN>	Intercept Computer Terminal or printer number
EFD	x...x	Flexible CFNA DN for External calls
HUNT	x...x	Hunt DN of next station in hunt chain
EHT	x...x	External Hunt DN
LHK	(0)-69	Last Hunt Key number limit
LNRS	4-(16)-31	Last Number Redial Size
TEN	1-511	Tenant number

Prompt	Response	Comment
OHID	(0)-9	Off-Hook Alarm Security DN index for off-hook or interdigit timeout.
FSVC	(0)-9	Forced Out-of-Service Off-Hook Alarm Security DN index
SCI	(0)-7	Station Category Indication priority level
TOV	(0)-(0)-23	Timeout Value for the data port
DTAO	a...a	Data Option (a...a = (MPDA) or MCA)
PSEL	a...a	Protocol Selection (a...a = (DMDM) or TLNK)
OPE	(NO) YES	Change data port Operating Parameters
- PSDS	(NO) YES	Public Switched Data Service option
- TRAN	a...a	Port Transmission type (a...a = (ASYN) or SYN)
- PAR	a...a	Parity (a...a = (SPACE), EVEN, ODD, or MARK)
- DTR	(OFF) ON	Data Terminal Ready settings
- DUP	aaaa	Duplex (aaaa = (FULL) or HALF)
- HOT	(OFF) ON	Hotline
- AUT	(ON) OFF	Auto-answer
- AUTB	(ON) OFF	Auto Baud rate
- BAUD	0-(7)-10	Baud rate index for the data port
- DCD	(ON) OFF	Dynamic Carrier Detect
- PRM	(ON) OFF	Prompt for terminal or host mode
- VLL	(OFF) ON	Virtual Leased Line
- MOD	(NO) YES	Mode
- INT	(OFF) ON	Meridian 1/SL-100 Interworking
- CLK	(OFF) ON	Clock
- DEM	aaa	Data Equipment Mode (aaa = (DCE) or DTE)
- DLNG	aaa	Language preference for DAC prompts (aaa = (ENG) or FRN)
- KBD	(ON) OFF	Keyboard Dialing
- V25	(NO) YES	V.25 bis option (synchronous mode only)
- HDLC	(NO) YES	High Level Data Link Control
- RTS	(ON) OFF	Request To Send (applies only to asynchronous mode)
- WIRE	(OFF) ON	Wire test
- PBDO	(OFF) ON	Port Busy when DTR off
LPK	(0)-69	Line Preference Key
PLEV	0-(2)-7	Priority Level
FCAR	(NO) YES	Forced Charge Account Restricted

Prompt	Response	Comment
LTN	1-253 0-15	Logical TN and AUX link number
SPID	x...x	ACD Supervisor Position ID DN
AST	xx yy	Associate Set Assignment for Meridian Link applications
IAPG	(0)-15	Meridian Link Unsolicited Status Message (USM) group
ITNA	(NO) YES	Idle TN for the Third Party Application
DGRP	(1)-5	Device Group
PRI	(1)-32	Priority level for ACD agent
LANG	a	Language choice for Automatic Wakeup (AWU) calls (a = (0)-5 or X)
MLWU_LANG	a	Language choice for Automatic Wakeup (AWU) calls (a = (0)-5 or X)
MLNG	a...a	Language selection for the M3902, M3903, M3904, M3905, I1110, I1120, I1130, I1140, I1150, I2001, I2002, I2004, or I2007. Where a...a is: <ul style="list-style-type: none"> • <CR> no change • ENG, FRE, GER, DUT, SPA, ITA, NOR, SWE, DAN, POR, FIN, POL, CZE, HUN, JAP, RUS, LAT, TUR.
DTMK	x...x	Data Mode Key number for a dynamic voice/data TN
DNDR	(0)-120	Directory Number Delayed Ringing in seconds
DCFW	x...x	Default Call Forward DN
KEY	xx aaa yyyy zz..z	Telephone function key assignments (KEY responses begin on "KEY" (page 179))
- MARP	(NO) YES	Multiple Appearance Redirection Prime
- CPND	aaa	Calling Party Name Display
-- CPND_LANG	aaa	Calling Party Name Display Language (aaa = (ROM) or KAT)
-- NAME	aaaa,bbbb	Calling Party Name Display name
-- XPLN	xx	Expected Name Length
-- DISPLAY_FMT	aaaa,bbbb	Display Format for CPND name
- VMB	aaa	Voice Mailbox
-- VMB_COS	0-127	Voice Mailbox Class of Service
-- SECOND_DN	x...x	Second DN sharing the voice mailbox
-- THIRD_DN	x...x	Third DN sharing the voice mailbox

Prompt	Response	Comment
- - KEEP_MSGS	(NO) YES	Preserve Meridian Mail messages and current password
- ANIE	(0)-n	ANI entry
- DNRO	(0)-4	Distinctive Number Ringing index for Outgoing calls
- DNRI	(0)-4	Distinctive Number Ringing index for Incoming calls

Prompts and responses by task

Add a voice telephone

Prompt	Response	Comment
REQ:	NEW	Request = NEW
TYPE:	a...a	Type of data block (TYPE responses begin on " "TYPE " (page 218))
MODL	1-127	Model number for small systems and CS 1000S
TN	l s c u c u	Terminal Number (as defined on " "TN " (page 215))
CDEN	aa	Card Density (aa = SD, DD, 4D, or 8D)
DES	d...d	Office Data Administration System Station Designator
CTYP	(XDLC) EDLC	Card type
CUST	xx	Customer number
BUID	x...x	dialable DN, Main Office user id
MOTN	<CR> l s c u	Main Office TN Accept default when CS 1000S is the Main Office When main office is a Large System or CS 1000E.
MPHI	(NO) YES	Meridian Communications Unit used as MPH interface
KLS	1-7	Number of Key/Lamp Strips
AOM	0-2	Number of Add-on Modules
KBA	(0)-2	Key-Based Accessory
DSPL	(0)-500	Length (in characters) of portable display
DSPT	(0)-2	Type of portable display
ZONE	0-255	Zone Number which IP Phone 2004 set belongs
NUMZONE	0-1023	Numbering zone Package 420 (Zone Based Dialing) must be equipped.
LANG	a	Language choice
ERL	(0)-65535	Current Emergency Response Location. If ERL = 0, ESA call processing uses ESA Data Block (LD 24) parameters.

Prompt	Response	Comment
FDN	x...x	Flexible CFNA DN
TGAR	xx	Trunk Group Access Restriction
LDN	aaa	Listed Directory Number Index as defined in LD 15
NCOS	(0)-99	Network Class of Service group
RNPG	(0)-4095	Ringing Number Pickup Group
SSU	0-4095	System Speed Call list number
XLST	(0)-7	Pretranslation group associated with this station
SCPW	xxxx	Station Control Password
SGRP	(0)-999	Scheduled Access Restriction Group number
ELKP	x...x	Electronic Lock Password (1-15 digits)
SFLT	a...a	Secretarial Filtering (a...a = (NO), BOSS, or SEC)
- SFDN	xxxx	Secretarial Forwarding DN of secretary set
CAC	(0)-10	Category Code for CNI of MFC trunks
CAC_CIS	0-(3)-9	CIS ANI category code
CAC_MFC	(0)-10	MFC CNI Category Code
CLS	aaaa	Class of Service (CLS responses begin on " CLS " (page 152))
ARTO	(0)-3	Alternate Redirection Time Option for call redirection
ADAY	(0)-3	Alternate Days as defined in LD 15
AHOL	(0)-3	Alternate Redirection Holiday as defined in LD 15
AFD	x...x	Alternate Flexible Call Forward DN
AHNT	x...x	Alternate Hunt DN
AEFD	x...x	Alternate External Flexible Call Forward DN
AEHT	x...x	Alternate External Hunt DN
MAUT	(NO) YES	Modify authorization codes for this telephone
- SPWD	xxxx	Secure Data Password
- AUTH	n xxxx	Authorization code
RCO	(0)-2	Ringing Cycle Option for Call Forward No Answer
ICT	0-<NIPN>	Intercept Computer Terminal or printer number
EFD	x...x	Flexible CFNA DN for External calls
HUNT	x...x	Hunt DN of next station in hunt chain
EHT	x...x	External Hunt DN
LHK	(0)-69	Last Hunt Key number limit
LNRS	4-(16)-31	Last Number Redial Size

Prompt	Response	Comment
TEN	1-511	Tenant number
OHID	(0)-9	Off-Hook Alarm Security DN index for off-hook or interdigit timeout.
FSVC	(0)-9	Forced Out-of-Service Off-Hook Alarm Security DN index
SCI	(0)-7	Station Category Indication priority level
LPK	(0)-69	Line Preference Key
PLEV	0-(2)-7	Priority Level
FCAR	(NO) YES	Forced Charge Account Restricted
LTN	1-253 0-15	Logical TN and AUX link number
SPID	x...x	ACD Supervisor Position ID DN
AST	xx yy	Associate Set Assignment for Meridian Link applications
IAPG	(0)-15	Meridian Link Unsolicited Status Message (USM) group
ITNA	(NO) YES	Idle TN for the Third Party Application
DGRP	(1)-5	Device Group
PRI	(1)-32	Priority level for ACD agent
LANG	(0)-5 X	Language choice for Automatic Wake Up (AWU) calls
MLWU_LANG	a	Language choice for Automatic Wakeup (AWU) calls (a = (0)-5 or X)
MLNG	a...a	Language selection for the M3902, M3903, M3904, M3905, I1110, I1120, I1130, I1140, I1150, I2001, I2002, I2004, or I2007. Where a...a is: <ul style="list-style-type: none"> • <CR> no change • ENG, FRE, GER, DUT, SPA, ITA, NOR, SWE, DAN, POR, FIN, POL, CZE, HUN, JAP, RUS, LAT, TUR.
DTMK	x...x	Data Mode Key number for a dynamic voice/data TN
DNDR	(0)-120	Directory Number Delayed Ringing (in seconds)
DCFW	x...x	Default Call Forward DN
KEY	xx aaa yyyy zz..z	Telephone function key assignments (KEY responses begin on "KEY" (page 179))
- MARP	(NO) YES	Multiple Appearance Redirection Prime
- CPND	aaa	Calling Party Name Display (aaa = NEW, CHG or OUT)
- - CPND_LANG	aaa	Calling Party Name Display Language (aaa = (ROM) or KAT)
- - NAME	aaaa,bbbb	Calling Party Name Display name

Prompt	Response	Comment
- - XPLN	xx	Expected Name Length
- - DISPLAY_FMT	aaaa,bbbb	Display Format for CPND name
- VMB	aaa	Voice Mailbox
- - VMB_COS	0-127	Voice Mailbox Class of Service
- - SECOND_DN	x...x	Second DN sharing the Voice Mailbox
- - THIRD_DN	x...x	Third DN sharing the Voice Mailbox
- - KEEP_MSGS	(NO) YES	Preserve Meridian Mail Messages and current password
- ANIE	(0)-n	ANI entry
- DNRO	(0)-4	Distinctive Number Ringing index for Outgoing calls
- DNRI	(0)-4	Distinctive Number Ringing index for Incoming calls

Add a data telephone

The following prompts apply to only M2006, M2008, M2216, M2616 data ports (MPDA), DAC card units and Meridian Communications Adapters (MCA).

All operating parameter information is stored in the MPDA. If the hardware does not exist, the parameter information is lost. The hardware must be connected before configuring the operating parameters in this program. In the event that the parameters are lost, it is possible to enter the data through the data adapter. It is not necessary to re-enter the program.

Prompt	Response	Comment
REQ:	NEW	Request = NEW
TYPE:	a...a	Type of data block (TYPE responses begin on "TYPE " (page 218))
TN	l s c u c u	Terminal Number (as defined on "TN " (page 215))
CDEN	aa	Card Density (aa = SD, DD, 4D, or 8D)
DES	d...d	Office Data Administration System Station Designator
CTYP	(XDLC) EDLC	Card type
CUST	xx	Customer number
NUMZONE	0-1023	Numbering zone Package 420 (Zone Based Dialing) must be equipped.
BUID	x...x	disable DN, Main Office user id

Prompt	Response	Comment
MOTN	<CR> l s c u	Main Office TN Accept default when CS 1000S is the Main Office When main office is a Large System or CS 1000E.
MPHI	(NO) YES	Meridian Communications Unit used as MPH interface
KLS	1-7	Number of Key/Lamp Strips
AOM	0-2	Number of Add-on Modules
KBA	(0)-2	Key-Based Accessory
ZONE	0-255	Zone Number which IP Phone 2004 set belongs
LANG	a	Language choice
ERL	(0)-65535	Current Emergency Response Location. If ERL = 0, ESA call processing uses ESA Data Block (LD 24) parameters.
FDN	x...x	Flexible CFNA DN
TGAR	xx	Trunk Group Access Restriction
LDN	aaa	Listed Directory Number Index as defined in LD 15
NCOS	(0)-99	Network Class of Service group
RNPG	(0)-4095	Ringing Number Pickup Group
SSU	0-4095	System Speed call list number
XLST	(0)-7	Pretranslation group associated with this station
SCPW	xxxx	Station Control Password
SGRP	(0)-999	Scheduled Access Restriction Group number
ELKP	x...x	Electronic Lock Password (1-15 digits)
SFLT	a...a	Secretarial Filtering (a...a = (NO), BOSS, or SEC)
- SFDN	xxxx	Secretarial Forwarding DN of secretary set
CAC	(0)-10	Category Code for CNI of MFC trunks
CAC_CIS	0-(3)-9	CIS ANI category code
CAC_MFC	(0)-10	MFC CNI Category Code
CLS	aaaa	Class of Service (CLS responses begin on " CLS " (page 152))
ARTO	(0)-3	Alternate Redirection Time Option for call redirection
AFD	x...x	Alternate Flexible Call Forward DN
AHNT	x...x	Alternate Hunt DN
AEFD	x...x	Alternate External Flexible Call Forward DN
AEHT	x...x	Alternate External Hunt DN
MAUT	(NO) YES	Modify authorization codes for this telephone
- SPWD	xxxx	Secure Data Password

Prompt	Response	Comment
- AUTH	n xxxx	Authorization code
RCO	(0)-2	Ringing cycle option for Call Forward No Answer
ICT	0-<NIPN>	Intercept Computer Terminal or printer number
TOV	(0)-3	Timeout Value for the Data port
DTAO	a...a	Data Option (a...a = (MPDA) or MCA)
PSEL	a...a	Protocol Selection (a...a = (DMDM) or TLNK)
OPE	(NO) YES	Change data port Operating Parameters
- PSDS	(NO) YES	Public Switched Data Service option
- TRAN	a...a	Port Transmission type (a...a = (ASYN) or SYN)
- PAR	a...a	Parity (a...a = (SPACE), EVEN, ODD, or MARK)
- DTR	(OFF) ON	Data Terminal Ready settings
- DUP	aaaa	Duplex (aaaa = (FULL) or HALF)
- HOT	(OFF) ON	Hotline
- AUT	(ON) OFF	Auto Answer
- AUTB	(ON) OFF	Auto Baud rate
- BAUD	0-(7)-10	Baud rate index for the data port
- DCD	(ON) OFF	Dynamic Carrier Detect
- PRM	(ON) OFF	Prompt for terminal or host mode
- VLL	(OFF) ON	Virtual Leased Line
- MOD	(NO) YES	Mode
- INT	(OFF) ON	Meridian 1/SL-100 Interworking
- CLK	(OFF) ON	Clock
- DEM	aaa	Data Equipment Mode (aaa = (DCE) or DTE)
- DLNG	aaa	Language preference for DAC prompts (aaa = (ENG) or FRN)
- KBD	(ON) OFF	Keyboard Dialing
- V25	(NO) YES	V.25 bis option, synchronous mode only
- HDLC	(NO) YES	High Level Data Link Control
- RTS	(ON) OFF	Request To Send (applies to asynchronous mode only)
EFD	x...x	Flexible CFNA DN for External calls
HUNT	x...x	Hunt DN of next station in hunt chain
EHT	x...x	External Hunt DN
LHK	(0)-69	Last Hunt Key number limit
LNRS	4-(16)-31	Last Number Redial Size

Prompt	Response	Comment
TEN	1-511	Tenant number
OHID	(0)-9	Off-Hook Alarm Security DN index for off-hook or interdigit timeout.
FSVC	(0)-9	Forced Out of Service Off-Hook Alarm Security DN index
SCI	(0)-7	Station Category Indication priority level
WIRE	(OFF) ON	Wire test
PBDO	(OFF) ON	Port Busy when DTR off
LPK	(0)-69	Line Preference Key
PLEV	0-(2)-7	Priority Level
FCAR	(NO) YES	Forced Charge Account Restricted
LTN	1-253 0-15	Logical TN and AUX link number
SPID	x...x	ACD Supervisor Position ID DN
AST	xx yy	Associate Set Assignment for Meridian Link applications
IAPG	(0)-15	Meridian Link Unsolicited Status Message (USM) group
ITNA	(NO) YES	Idle TN for the Third Party Application
DGRP	(1)-5	Device Group
PRI	(1)-32	Priority level for ACD agent
LANG	(0)-5 X	Language choice for Automatic Wake Up (AWU) calls
MLWU_LANG	aaaa,bbbb	Language choice for Automatic Wake Up (AWU) calls
MLNG	a...a	Language selection for the M3902, M3903, M3904, M3905, I1110, I1120, I1130, I1140, I1150, I2001, I2002, I2004, or I2007. Where a...a is: <ul style="list-style-type: none"> • <CR> no change • ENG, FRE, GER, DUT, SPA, ITA, NOR, SWE, DAN, POR, FIN, POL, CZE, HUN, JAP, RUS, LAT, TUR.
DTMK	x...x	Data Mode Key number for a dynamic voice/data TN
DNDR	(0)-120	Directory Number Delayed Ringing (in seconds)
DCFWD	x...x	Default Call Forward DN
KEY	xx aaa yyyy zz..z	Telephone function key assignments (KEY responses begin on "KEY" (page 179))
- MARP	(NO) YES	Multiple Appearance Redirection Prime
- CPND	aaa	Calling Party Name Display
- -CPND_LANG	aaa	Calling Party Name Display Language
- - NAME	aaaa,bbbb	Calling Party Name Display name

Prompt	Response	Comment
- - XPLN	xx	Expected NameLength
- -DISPLAY_FMT	aaa	Display Format for CPND name
- VMB	aaa	Voice Mailbox
- - VMB_COS	0-127	Voice Mailbox Class of Service
- -SECOND_DN	x...x	Second DN sharing the Voice Mailbox
- - THIRD_DN	x...x	Third DN sharing the Voice Mailbox
- -KEEP_MSGS	(NO) YES	Preserve Meridian Mail Messages and current password

Copy a telephone

ACD supervisory telephones cannot be copied. Associate set (AST) assignments are not copied to the new telephones.

Mobile Extension telephones cannot be copied (TYPE = UEXT).

Prompt	Response	Comment
REQ:	CPY n	Request = CPY n
TYPE:	a...a	Type of data block (TYPE responses begin on "TYPE " (page 218))
CFTN	l s c u c u	Copy From Terminal Number (as defined on "TN " (page 215))
SFMT	aaaa	Select Format. You may respond to SFMT with: AUTO, TNDN, TN or DN. Subprompts follow each of these responses as follows:
	AUTO	The system provides the new DNs or position IDs (for ACD telephones) and TNs by automatically selecting consecutive unused DNs or ACD position IDs and TNs.
- TN	l s c u c u	TN of new set (as defined on "TN " (page 215))
- DN	x...x yyyy	Directory Number and CLID table entry (Range is (0)-value entered for SIZE prompt in LD 15 minus one)
- POS	xxxx	ACD position ID of new set
	TNDN	Manual selection of DNs or ACD position IDs and TNs. You are prompted for the DN or ACD position ID and TN of each new telephone.
- TN	l s c u c u	TN of new set (as defined on "TN " (page 215))
- DN	x..x yyyy	Directory Number and CLID table entry (Range is (0)-value entered for SIZE prompt in LD 15 minus one)

Prompt	Response	Comment
- POS	xxxx TN	ACD Position ID of new set The new DNs or ACD Position IDs are provided by the system. You are prompted for the starting DN or ACD Position ID and each TN. TN is prompted -n- times as defined in the CPY command.
- TN	l s c u c u	TN of new set (as defined on "TN " (page 215))
- DN	x..x yyyy	Directory Number and CLID table entry (Range is (0)-value entered for SIZE prompt in LD 15 minus one)
- POS	xxxx DN	ACD Position ID of new set The new TNs are provided by the system. You are prompted for the starting TN and each DN or ACD Position ID.
- TN	l s c u c u	TN of new set (as defined on "TN " (page 215))
- DN	x..x yyyy	Directory Number and CLID table entry (Range is (0)-value entered for SIZE prompt in LD 15 minus one)
- POS	xxxx	ACD Position ID of new set

Easy change

Prompt	Response	Comment
REQ:	CHG	Request = CHG
TYPE:	a...a	Type of data block (TYPE responses begin on "TYPE " (page 218))
TN	l s c u c u	Terminal Number (as defined on "TN " (page 215))
ECHG	YES	Easy Change
ITEM	aaaa bbbb	Item (aaaa = Program mnemonic ; yyy = its new value)

Move a telephone

If moving a voice unit with an associated data unit, the data unit must also be moved. On NT8D02 Digital Line Card, both voice and data TNs can be moved by entering MOV PAIR in response to the REQ prompt.

Prompt	Response	Comment
REQ:	a...a	Request = MOV or MOV PAIR
TYPE:	a...a	Type of data block (TYPE responses begin on "TYPE " (page 218))
TN	l s c u c u	Terminal Number (as defined on "TN " (page 215))
TOTN	l s c u c u	To Terminal Number (as defined on "TN " (page 215))

Remove a telephone

Before removing an ACD agent telephone, first remove the associated AGT key on the supervisor's telephone.

Prompt	Response	Comment
REQ:	OUT	Request = OUT
TYPE:	a...a	Type of data block (TYPE responses begin on "TYPE " (page 218))
TN	l s c u cu	Terminal Number (as defined on "TN " (page 215))

Alphabetical list of prompts

Prompt	Response	Comment	Pack/Rel
ADAY	(0)-3	Alternate Days as defined in LD 15 Prompted if CLS = RBDA	basic-24
AEFD		Alternate External Flexible Call Forward DN. Remove by setting CLS = RTDD or CFTD.	basic-22
	x...x	Alternate Redirection DN (up to 13 digits)	
AEHT		Alternate External Hunt DN. Remove by setting CLS = RTDD or CFTD.	basic-22
	x...x	Alternate Redirection DN (up to 13 digits)	
AFD		Alternate Flexible Call Forward DN. Remove by setting CLS = RTDD.	basic-22
	x...x	Alternate Redirection DN (up to 13 digits)	
AHNT		Alternate Hunt DN. Remove by setting CLS = RTDD.	basic-22
	x...x	Alternate Redirection DN (up to 13 digits)	
AHOL	(0)-3	Alternate Redirection Holiday as defined in LD 15 Prompted if CLS = RBHA	basic-24
ANIE	(0)-n	ANI Entry: it is of (0)-N where N=S_SIZE in customer data block. If ANIE=0, no entry is associated with the set. The old mechanism is used for building the ANI message.	cist-24

Prompt	Response	Comment	Pack/Rel
		<p>If ANIE is of 1-N:</p> <ul style="list-style-type: none"> • If ANIC = YES for the outgoing CIS route where the call takes place, then the components of the ANI message are retrieved from the ANI entry in Customer Data Block, if configured. • If the given ANI Entry is not configured, or if ANIC = NO for the outgoing CIS route where the call takes place, then the old mechanism is used for building the ANI message. 	
AOM	0-2	Number of Add-on Modules. AOM appears if TYPE = M2216 or M2616.	arie-14
ARTO	(0)-3	Alternate Redirection Time Option for call redirection, defined in the customer data block. ARTO is prompted if CLS = RTDA.	basic-22
AST	xx yy	<p>Associate Set Assignment for Meridian Link applications</p> <p>A maximum of two DN keys, xx and yy, can be controlled by the host computer. Precede with X to delete.</p>	iap3p-12
AUT	(ON) OFF	<p>Enable Auto-Answer</p> <p>Do not enable Auto-Answer</p>	arie-14
AUTB	(ON) OFF	<p>Auto Baud rate enabled</p> <p>Auto Baud rate disabled</p> <p>AUTB is prompted if TYPE = R232 or R422 and if HOT = OFF.</p>	dac-16
AUTH	n xxxx	<p>Authorization code. Where:</p> <ul style="list-style-type: none"> • n = the number of the assigned authorization code (1-6) • xxxx = assigned authorization code (Any authorization code assigned in LD 88 is valid). <p>AUTH appears when CLS = Authorization Code Required (AUTR).</p>	ssau-19

Prompt	Response	Comment	Pack/Rel
BAUD		Baud rate	mcu/arie-19
	0-(7)-8	Baud rate index for the data port for data port on M2006, M2008, M2216 and M2616 telephones and Data Access Card.	
	0-(7)-10	Baud rate index for the data port for M3901, M3902, M3903, M3904, and M3905 telephones. The following values apply to: <ul style="list-style-type: none"> • MPDA-1 • MCA with DTAO = MPDA and TRAN = ASYN • MCA with DTAO = MCA • TYPE = MCU and TRAN = ASYN Where: 0 = 110, 1 = 150, 2 = 300, 3 = 600, 4 = 1200, 5 = 2400, 6 = 4800, (7) = 9600, 8 = 19,200, 9=28,800, and 10=33,600.	basic-24
	0-(11)-12	The following values apply to: <ul style="list-style-type: none"> • MCA with DTAO = MPDA, with MCA hardware • TRAN = SYN, MCA with TRAN = SYN • MCA with DTAO = MCA Where: 0 = 1200, 1 = 2400, 2 = 3600, 3 = 4800, 4 = 7200, 5 = 9600, 6 = 14,400, 7 = 19,200, 8 = 38,400, 9 = 40,800, 10 = 48,000, (11) = 56,000, and 12 = 64,000. With DAC, BAUD is only prompted if AUTB (Auto Baud Rate) = OFF.	
BUID	x...x	Dialable DN, Main Office user id For CS 1000S Enter X to delete	sbo-2
CAC_CIS	0-(3)-9	CIS ANI Category Access Code	cist-24
CAC_MFC	(0)-10	MFC CNI Category Access Code	cist-24
CDEN	SD	Single Card Density	basic-7
	DD	Double Card Density	
	4D	Quadruple Card Density	

Prompt	Response	Comment	Pack/Rel
	8D	Octal Card Density CDEN defaults to the density of the network loop. CDEN is not prompted for Small System and CS 1000S Model sets or superloops.	
CFTN	l s c u	Copy From Terminal Number General TN format Large System format: l s c u = loop, shelf, card, unit CS 1000E format: l s c u = loop, shelf, card, unit	basic-12 basic-4.00
	c u	c u = card, unit	
	c u	Small System	
	c u	CS 1000S	basic-1
	c u	MG 1000B, and MG 1000T Use this TN as a template for new sets. ACD supervisory sets cannot be copied. Associate set (AST) assignments are not copied to the new sets. With the introduction of Phantom TNs, the system checks to be sure that TNs are not moved or copied from phantom TNs to non-Phantom TNs or visa versa. CFTN appears if REQ = CPY.	basic-4.00
CLK	(OFF)	Clock off	arie-14
	ON	Clock on	
CLS		Class of Service options The following CLS assignments determine the calling options and features available to the telephone. Defaults are shown in parentheses. Enter each non-default option required, separated by a space. Access Restrictions	basic-1 basic-1
	(CTD)	Conditionally Toll Denied (default)	
	UNR	Unrestricted	
	CUN	Conditionally Unrestricted.	

Prompt	Response	Comment	Pack/Rel
	TLD	Toll Denied.	
	SRE	Semi-Restricted.	
	FRE	Fully Restricted.	
	FR1	Fully Restricted 1.	
	FR2	Fully Restricted 2.	
(AAD)		Automatic Answerback Denied	aab-10
AAA		Automatic Answerback Allowed Automatic Answerback can be used on M2317, M2616, and IP Phones with handsfree capability. A special hardware kit is required for Companion 4 speakerphones. Automatic Answerback must have CLS = HFA for M2616, and IP Phones (excluding IP Phone 2001). CLS AAA or AAK keys are not allowed for M2317 and IP Phone 2001 TNs.	
(ABDD)		Abandoned call record and time to answer Denied	fcd-18
ABDA		Abandoned call record and time to answer Allowed	
		Digit Display	ddsp-1
ADD		Automatic Digit Display, default for M2008, M2216, M2317, M2616, and M3000.	
DDS		Delay Display, display activates after call is answered	
NDD		No Digit Display, default for M2006	
TDD		Tandem Digit Display. Automatic set display feature, TDD Class of Service is default for M3902, M3903, M3904, and M3905, and applicable to all Meridian 1 proprietary sets except for the M2006 which does not have display capability. Note: Manufacturer discontinued sets, such as the M2317 and the SL1, can be configured with TDD Class of Service however, may not have full functionality of the Automatic Set Display feature.	
(AGN)		ACD Agent	

Prompt	Response	Comment	Pack/Rel
	SPV	ACD Supervisor	
	(AGRD)	Agent Greeting Denied	fxs-25
	AGRA	Agent Greeting Allowed	
	(AHD)	Automatic Hold Denied	supp-10
	AHA	Automatic Hold Allowed	
	(ARHD)	Audible Reminder of Held Call Denied	basic-14
	ARHA	Audible Reminder of Held Call Allowed	
	(ASCD)	Alarm Security Denied	ohas-18
	ASCA	Alarm Security Allowed	
	(AUTU)	Unrestricted Authorization code Class of Service	ssau-19
	AUTD	Denied Authorization code Class of Service	
	AUTR	Restricted Authorization code Class of Service When the CLS is changed from AUTR to AUTU or AUTD, all previous telephone authorization code information is removed. This Class of Service is valid only when Station Specific Authorization Codes (SSAU) package 229 is equipped.	
	(BFED)	Boss Secretary Feature Enhancement Denied	ffcsf-24
	BFEA	Boss Secretary Feature Enhancement Allowed	
	(BUZZ)	Buzz	basic-24
	RNGI	Apply ringing when idle but off hook	
	RNGB	Apply ringing when idle but off hook or busy on the other line	
	(CCBD)	Collect Call Blocking Denied (permits a set to accept collect calls)	ccb-21
	CCBA	Collect Call Blocking Allowed (prevents a set from accepting collect calls Collect Call Blocking (CCB) package 290 is required.	

Prompt	Response	Comment	Pack/Rel
	(CCSD)	Controlled Class of Service Denied	ccos-7
	CCSA	Controlled Class of Service Allowed CCSA is required for the Electronic Lock feature. Must have Controlled Class of Service (CCOS) package 81.	
	(CDCA)	Conferee Display Count Allowed.	basic-23
	CDCD	Conferee Display Count Denied.	
	CDMA	CDMA allows external station activity records to be generated for the set	CDMA
	(CDMD)	CDMD denies external station activity records to be generated for the set	emct-20
	(CDMR)	Converged Desktop Multimedia Restricted (default)	sip-4.00
	CDMV	Converged Desktop Multimedia and Voice	
	CDMO	Converged Desktop Multimedia Only	
	(CFHD)	Call Forward Hunt Override Denied	cfho-20
	CFHA	Call Forward Hunt Override Allowed	
	(CFTD)	Call Forward by Call Type Denied	optf-10
	CFTA	Call Forward by Call Type Allowed If response is CFTA, you must also designate HTA, FNA or both.	
	(CFXD)	Call Forward All Calls to External DN Denied	optf-19
	CFXA	Call Forward All Calls to External DN Allowed Examples of external DNs are: <ul style="list-style-type: none"> • Route Access Code • ESN Access Code • CDP Distant Steering Code When denied, a call can only be forwarded to the following internal DNs:	

Prompt	Response	Comment	Pack/Rel
		<ul style="list-style-type: none"> • Single or multi-line telephone • Attendant DN or CAS local attendant DN • Listed DN as defined in LD 15 • Message Center DN where MWC = YES 	
	(CLBD)	Deactivate Calling Party Number and Name per-line blocking	cpp-21
	CLBA	Activate Calling Party Number and Name per-line blocking The user may still request CPP by dialing the CPP code.	
	(CLTD)	Network Call Trace from this telephone Denied	pra-17
	CLTA	Network Call Trace from this telephone Allowed	
	(CMSD)	Command and Status link Denied	csl-8
	CMSA	Command and Status link Allowed CMSA is not supported by M2317, and M3000.	
	(CNDD)	Call Party Name Display Denied	cpnd-10
	CNDA	Call Party Name Display Allowed CNDA allows user names to be displayed on the telephone's digit display.	
	(CNID)	Call Number Information Denied	bgd-10
	CNIA	Call Number Information Allowed	
	(CNTD)	Network ACD Countdown Denied	nacd-15
	CNTA	Network ACD Countdown Allowed Only allowed on ACD agent telephones.	
	(CPFA)	Forced Camp-On from another set Allowed	scmp-15
	CPFD	Forced Camp-On from another set Denied	
	(CPTA)	Forced Camp-On to another set Allowed. CPTA is the default for VCE TNs.	scmp-15

Prompt	Response	Comment	Pack/Rel
	CPTD	Forced Camp-On to another set Denied	
	(CRPD)	Corporate Directory Denied	arie-25
	CRPA	Corporate Directory Allowed Only applies for M3903 and M3904 units.	
	(DAPA)	Display Access Prefix Allowed	isdn-24
	DAPD	Display Access Prefix Denied	
	(DDGA)	DN Display on other set Allowed	dpd-21
	DDGD	DN Display on other set Denied	
	(DELD)	Dealer Denied	ohol-20
	DELA	Dealer Allowed Must have On-Hold On Loudspeaker (OHOL) package 196.	
	(DNAA)	DN of the key that makes the call used in ANI messages.	cist-21
	DNAD	Outgoing CDTI2/CSDTI2 route ANDN used as DN in ANI messages Must have Commonwealth of Independent States Trunk Interface (CIST) package 221.	
	(DNDD)	Dialed Name Display Denied	cpnd-13
	DNDA	Dialed Name Display Allowed DNDA allows the display of the originally dialed DN's names on redirected calls. Name display applies to M2317, M3000 or Meridian Modular telephones with displays. Must have Calling Party Name Display (CPND) package 95. Must also have CLS = CNDA. CLS is not DTA.	
	(DNDY)	Diversion Notification with called party's number and name when available.	qsig ss-23

Prompt	Response	Comment	Pack/Rel
	DNDN	Diversion Notification without called party's number and name notification.	
	(DNO3)	Diversion Notification Option with diverted-to party's number and name when available.	qsig ss-23
	DNO1	Diversion Notification Option without notification.	
	DNO2	Diversion Notification Option without diverted-to party's number and name.	
	(DOS)	ACD Supervisory Set Denied observation of other supervisory sets	acdb-1
	AOS	ACD Supervisory Set Allowed observation of other supervisory sets Must have CLS = SPV.	
	(DPUD)	DN Pickup Denied	dcp-12
	DPUA	DN Pickup Allowed	
	(DRDD)	Distinctive Ringing by Directory Number Denied.	edrg-24
	DRDA	Distinctive Ringing by Directory Number Allowed. Digital telephone distinctive ringing	drng-7
	(DRG1)	High fast tone, frequency 667 Hz/500 Hz, warble rate 10.4 Hz	
	DRG2	High slow tone, frequency 667 Hz/ 500 Hz, warble rate 2.6 Hz	
	DRG3	Low fast tone, frequency 333 Hz/ 250 Hz, warble rate 10.4 Hz	
	DRG4	Low slow tone, frequency 333 Hz/ 250 Hz, warble rate 2.6 Hz DRG3 and DRG4 distinctive ringing for M2006 and M2008 telephones are different.	
	DRG3	Low fast tone, frequency 1600/ 2000 Hz, warble rate 10.0 Hz	
	DRG4	Low slow tone, frequency 1600/ 2000 Hz, warble rate 2.5 Hz	
	(DSX)	Data Service access or IS Server TN Denied	cls-8

Prompt	Response	Comment	Pack/Rel
	DSI	Data Service access or IS Server TN Allowed CLS is automatically set to DTA.	
	(ELD)	Erase lists Denied	basic-25.4
	ELA	Erase lists Allowed	
	(EXR0)	Executive Distinctive Ringing Off (0)	edrg-16
	EXR1	Executive Distinctive Ringing Tone 1	
	EXR2	Executive Distinctive Ringing Tone 2	
	EXR3	Executive Distinctive Ringing Tone 3	
	EXR4	Executive Distinctive Ringing Tone 4 The digit indicates which of the four distinctive ringing tones and cadences defined in LD 56 is to be used. Executive Distinctive Ringing (EDRG) package 185 is required. Must have (DRDD) class of service.	
	(FBD)	Call Forward Busy Denied	basic-1
	FBA	Call Forward Busy Allowed This feature sends DID calls encountering a busy condition to the attendant. Call Forward Busy should have Hunting and Call Waiting denied, CLS = HTD and CWD, because Hunting and Call Waiting take precedence over FBA.	
	(FDSD)	Force Disconnect Denied	ponw-25.4
	FDSA	Force Disconnect Allowed	
	(FICD)	Forward Intercom Calls Denied	basic-21
	FICA	Forward Intercom Calls Allowed	
	(FITD)	Flexible Incoming Tones Denied	basic-14
	FITA	Flexible Incoming Tones Allowed For Digital sets OPT must be DBA in LD 15.	
	(FLXD)	Flexible voice/data Denied	basic-22

Prompt	Response	Comment	Pack/Rel
	FLXA	<p>Flexible voice/data Allowed</p> <p>FLXA is only allowed for Aries sets.</p> <p>By entering FLXA, you may configure dynamic voice/data TNs by assigning VCE to the upper TN (unit 16-31) and DTA to the lower TN (unit 0-15). You also have the option of designating a SCR key as DTM (data mode).</p> <p>Warning: If connecting the Aries set only to the TCM loop, this option should not be specified. External equipment which can use this capability should be connected.</p> <p>Warning: When changing from CLS DTA to CLS VCE, CLS WTA should also be assigned to avoid conflict with CLS CPTA. CLS CPTA is the default for VCE TNs.</p>	
	(FND)	Call Forward No Answer Denied	basic-1
	FNA	Call Forward No Answer Allowed	
	(FRA)	Flexible Registration Allowed	
	FRU	Flexible Registration Upgrade	
	FRD	Flexible Registration Denied	
	(FRN)	French language display	dlt2-12
		English language display	
	ENG	For M2317 alphanumeric display sets.	
	(FTTC)	Flexible Trunk to Trunk Connections Conditional allows trunk to trunk connections for supervised Conference.	basic-23
	FTTR	Flexible Trunk to Trunk Connections Restricted denies trunk to trunk connections for Transfer and unsupervised Conference.	
	FTTU	Flexible Trunk to Trunk Connections Unrestricted allows trunk to trunk connections for both Conference and Transfer.	
	FXSP	Flexible Services Port	fxs-25

Prompt	Response	Comment	Pack/Rel
	(GPUD)	Group Pickup Denied	dcp-12
	GPUA	Group Pickup Allowed Group Pickup is not allowed on telephones in group zero, RNPG = 0.	
	(GRLD)	Group Listening Denied	basic-24
	GRLA	Group Listening Allowed For M3902, M3903, M3904 sets.	
	(HBTD)	Hunt By Call Type Denied	basic-10
	HBTA	Hunt By Call Type Allowed	
	(HFD)	Handsfree Denied	arie-14
	HFA	Handsfree Allowed Available for M2008, M2616, M3902, M3903, M3904, all IP Phones (except IP Phone 2001 and IP Phone 1110), and IP SoftPhone 2050 telephones. Handsfree capability on all other telephones is a function of the hardware and does not require HFA Class of Service to operate. ACD agent digital telephones and IP Phones (except IP Phone 2001 and IP Phone 1110) must have CLS=HFA. Available for IP Phones 1210, 1220, and 1230 (assigned by default).	basic-5.50
	(HSPD)	Hospitality Denied, used for Hospitality Management HSPD is for administration sets.	hvs-16
	HSPA	Hospitality Allowed, used for Hospitality Management HSPA is for room sets. For HSPA, you must also enter CLS = CCSA and CLS = MRA. HSPA CLS cannot be entered for a set with transfer or conference capability. Prime DN must be single appearance, single call ringing or non-ringing.	

Prompt	Response	Comment	Pack/Rel
	(HTD)	Hunting Denied	basic-1
	HTA	Hunting Allowed	
	(ICDD)	Internal Call Detail Recording Denied	icdr-10
	ICDA	Internal Call Detail Recording Allowed	
	(IMD)	Integrated Messaging Service Attendant Denied	ims-2
	IMA	Integrated Messaging Service Attendant Allowed	
	(ICRD)	IP Phone Call Recording Denied	basic-4.50
	ICRA	IP Phone Call Recording Allowed	
	(IPND)	Intercept Position Denied	icp-10
	IPNA	Intercept Position Allowed	
	(IRD)	Incoming Ringing Line Preference Denied	lsl-4
	IRA	Incoming Ringing Line Preference Allowed	
	(KEM4)	IP Phone 1200 Series Key Expansion Module	basic-5.50
		Allows the definition of extra function keys on IP Phone 1200 Series KEMs attached to IP Phones 1220 and 1230.	
		Only applicable to IP Phones 1220 and 1230. Assigned by default and can not be changed.	
	(LLCN)	Line Load Control off	llc-10
	LLC1	Class 1	
	LLC2	Class 2	
	LLC3	Class 3	
	(LMPN)	Red LED on Meridian Modular Telephone reflects the status of the mailbox associated with the PDN	vmba-24
	LMPX	Red LED on Meridian Modular Telephone reflects the status of the mailbox associated with the PDN and non-PDNs	
	(LND)	Last Number Redial Denied	lnr-8

Prompt	Response	Comment	Pack/Rel
	LNA	Last Number Redial Allowed Must have OPT = LRA in LD 15.	
	(LPR)	Low Priority Station	povr-16
	HPR	High Priority Station High Priority places this set or trunk at the top of the dial tone queue.	
	(LVXD)	LOGIVOX Class of Service Denied	supp-10
	LVXA	LOGIVOX Class of Service Allowed	
	MCBY	Set linked to a MICB line card.	basic-25
	MCBN	Set linked to a non-MICB line card.	
	MCDA	Microsoft Converged Desktop Allowed. Package MS_CONV (408) is required for MCDA.	
	(MCDD)	Microsoft Converged Desktop Denied	
	(MCTD)	Malicious Call Trace Denied	mct-10
	MCTA	Malicious Call Trace Allowed The TRC key must be removed before changing MCTA to MCTD. MCT is applied on a TN basis.	
	(MIND)	Message Intercept Denied	mr-15
	MINA	Message Intercept Allowed	
	MMA	Multimedia Allowed	ngen-24
	(MOAD)	Mute on Answer Denied	fxs-25
	MOAA	Mute on Answer Allowed	
	(MRD)	Message Registration Denied	mr-10
	MRA	Message Registration Allowed	
	(MSID)	Make Set Busy Improvement Denied	msb-24
	MSIA	Make Set Busy Improvement Allowed	

Prompt	Response	Comment	Pack/Rel
	(MSNV)	Media Security Never: Default setting for all users. Implies that there is no attempt to secure either incoming or outgoing calls.	basic-5.00
	MSBT	Media Security Best Effort, Best effort security is attempted for both call originations and terminations.	
	MSAW	Media Security Always: strict security option, no incoming or outgoing calls are completed without encryption.	
	(MTD)	Maintenance Telephone Denied	basic-1
	MTA	Maintenance Telephone Allowed	
	(MWD)	Message Waiting Denied	mwc-1
	MWA	Message Waiting Allowed If CLS = MWA and there is no Message Waiting Key (MWK) defined, then the red Message Waiting LED lights to indicate Message Waiting notification.	
	(NAID)	No Answer Indication Denied	basic-21
	NAIA	No Answer Indication Allowed	
	(NAMA)	Name Display on other set Allowed	dpd-21
	NAMD	Name Display on other set Denied	
	(NOVD)	Network Override/Breakin Denied	pomw-25.4
	NOVA	Network Override/Breakin Allowed	
	(NID)	Non-ringing Incoming Line Preference Denied	Isel-4
	NIA	Non-ringing Incoming Line Preference Allowed	
	(NRCD)	Night Restriction for Forced Campon Denied	povr-16
	NRCA	Night Restriction for Forced Campon Allowed If Night Restriction is allowed, then Forced Campon for this set is allowed during Night Service only.	

Prompt	Response	Comment	Pack/Rel
	(NROD)	Night Restriction for Priority Override Denied	povr-16
	NROA	Night Restriction for Priority Override Allowed If Night Restriction is allowed then Priority Override for this set is allowed during Night Service only.	
	(NRWD)	Night Restriction for Call Waiting Denied	povr-16
	NRWA	Night Restriction for Call Waiting Allowed If Night Restriction is allowed Call Waiting for this set is permitted during Night Service only.	
	(OBPD)	Observe Password Disabled	oas-3.0
	OBPA	Observe Password Allowed	
	(OCBD)	Outgoing Call Barring Denied	ccb-21
	OCBA	Outgoing Call Barring Allowed Flexible Feature Codes (FFC) package 139 and New Flexible Code Restriction (NFCR) package 49 are required.	
	(OLD)	Outgoing Line Preference Denied	lsl-4
	OLA	Outgoing Line Preference Allowed	
	(ONDD)	One Number Delivery Denied for a portable	basic-22
	ONDA	One Number Delivery Allowed for a portable	
	(OUSD)	Observe using SCL Denied	oas-3.0
	OUSA	Observe using SCL Allowed	

Prompt	Response	Comment	Pack/Rel
	OKCH	<p>Originating Key DN of ACD agent set is charged for a call.</p> <p>Dialing from non prime key: When an external call is set up from a digital set with multiple DNs programmed using any key other than the Prime DN key the Meridian 1 outputs a CDR N-record at the end of the call. The ORIG-ID field of the N-record holds the value of the Prime Key DN.</p> <p>Enhancement: A new class-of-service (CLS) is provided for digital sets. When the CLS is OKCH then the ORIG-ID field of the N-record will contain the actual originating DN.</p>	
	(PKCH)	<p>Prime key DN of ACD agent set is charged for the call.</p> <p>When the CLS is PKCH then the ORIG-ID field of the N-record will contain the Prime DN. PKCH is the default setting.</p> <p>Note: Calls from an ordinary set are not affected by this CLS.</p>	
	(PCWD)	Deny Precedence Call Waiting.	atvn
	PCWA	<p>Allow Precedence Call Waiting.</p> <p>Requires Station Loop Preemption (SLP) package.</p> <p>Requires PRMA class of service.</p>	
	(PGND)	Deny PAGENET access	pagenet-22
	PGNA	<p>Allow PAGENET access</p> <p>PGND/A allowed if PAGENET package 307 is equipped.</p>	
	(PHTD)	Deny Precedence Hunting	atvn
	PHTA	<p>Allow Precedence Hunting</p> <p>Requires Station Loop Preemption (SLP) package.</p> <p>Requires HTA and PRMA class of service.</p>	
	(PRMD)	Deny Preemption	atvn
	PRMA	<p>Allow Preemption</p> <p>Requires Station Loop Preemption (SLP) package.</p>	

Prompt	Response	Comment	Pack/Rel
		Requires Warning Tone Allowed (WTA) class of service.	
	(POD)	Privacy Override Denied	basic-5
	POA	Privacy Override Allowed	
		The Privacy Optional feature is used with multiple appearance DNs.	
	(PRSD)	Priority Call Pickup Denied	povr-15
	PRSA	Priority Call Pickup Allowed	
	(PUD)	Call Pickup Denied	grp-1
	PUA	Call Pickup Allowed	
		Default changes to PUA if Ringing Number Pickup Group (RNPG) is defined. Call Pickup is not allowed on telephones in group zero or RNPG = 0.	
	(RBDD)	Redirection By Day Denied	basic-24
	RBDA	Redirection By Day Allowed	
	(RCC)	Restricted from Receiving Collect Calls	fca-10
	UCC	Unrestricted from Receiving Collect Calls	
	(RBHD)	Redirection By Holiday Denied	basic-24
	RBHA	Redirection By Holiday Allowed	
	(RCBD)	Recall to Boss Denied	bfs-24
	RCBA	Recall to Boss Allowed	
	(RDLA)	Automatic Redial Allowed	ardl-22
	RDLA	Automatic Redial Denied	
	(RLFD)	Reversed Lamp Flash Denied	supp-10
	RLFA	Reversed Lamp Flash Allowed	
		LOGIVOX must be assigned RLFA.	

Prompt	Response	Comment	Pack/Rel
	(RMMD)	Remote Monitoring of Messages Denied	vmba-24
	RMMA	Remote Monitoring of Messages Allowed	
	RMMO	Allow Remote Monitoring of Messages and to Override, if it is being already monitored	
	(RTDD)	Call Redirection by Time of day denied	basic-22
	RTDA	Call Redirection by Time of day allowed	
	(SFD)	Second level CFNA Denied	basic-10
	SFA	Second level CFNA Allowed SFA requires the FNA Class of Service.	
	(SMWD)	Extended Message Waiting Indication Denied	mw-24
	SMWA	Extended Message Waiting Indication Allowed Only applies for M3903, M3904 and M3905 units.	
	(STSD)	Set-to-Set Messaging Denied	arie-25
	STSA	Set-to-Set Messaging Allowed Only applies for M3903 and M3904 units.	
	(SWD)	Station-to-Station Call Waiting Denied	basic-8
	SWA	Station-to-Station Call Waiting Allowed A Call Waiting key or CWT must be defined. Must have CLS = HTD because hunting takes precedence.	
	(TEND)	Tenant Service Denied	tens-7
	TENA	Tenant Service Allowed	
	(T87D)	Deny Remote Call Control	ms_conv-4.50
	T87A	Allow Remote Call Control Class of Service CDMV and T87A are mutually exclusive with Converged Office.	
	(ULAD)	Deny access to Set Based Administration	adminset-21

Prompt	Response	Comment	Pack/Rel
	ULAA	Allow access to Set Based Administration Must have Set Based Administration (ADMINSET) package 256.	
	(UDI)	Station is (not) restricted from receiving DID calls.	supp-10
	RDI	Station is restricted from receiving DID calls.	
	(USMD)	Meridian 911 position denied	m911-19
	USMA	Meridian 911 position allowed Must have Meridian 911 (M911) package 224.	
	(USRD)	User Selectable Call Redirection Denied	uscr-19
	USRA	User Selectable Call Redirection Allowed	
	(VOLA)	Allow Virtual Office operation from this TN	
		For CS 1000S	sbo-2
	VOLD	Deny Virtual Office operation from this TN	
		For CS 1000S	sbo-2
	(VOUD)	Deny Virtual Office login onto this TN using other phone (destination of Virtual Office login)	sbo-2
	VOUA	Allow Virtual Office login onto this TN using other phone (destination of Virtual Office login)	sbo-2
	(VCE)	Voice Terminal	basic-5
	DTA	Data Terminal VCE is used for voice TNs. DTA is used for data. For 8 port Digital Line Cards, VCE for units 0-7 and DTA for units 8-15. For 16 port Digital Line Cards, VCE for units 0-15 and DTA for units 16-31. For 24 port Digital Line Card, VCE for units 0-23 and DTA is for units 24-31. Note: 24 port Digital Line Card not supported on small system and CS 1000S.	

Prompt	Response	Comment	Pack/Rel
	(VMD)	Server Voice Messaging Denied	cls-8
	VMA	Server Voice Messaging Allowed	
	(WTA)	Warning Tone Allowed	basic-1
	WTD	Warning Tone Denied	
	(XHD)	Exclusive Hold Denied	dhld-4
	XHA	Exclusive Hold Allowed	
CPND		Calling Party Name Display	cpnd-19
	NEW	New CPND entry	
	OUT	Delete CPND entry	
	CHG	Change CPND entry	
		Must have Calling Party Name Display (CPND) package 95 and CPND data block defined in LD 95.	
CPND_LANG		Calling Party Name Display Language	cpnd-19
	(ROM)	Roman	
	KAT	Katakana	
CSDN	x..x	Converged Service Directory Number Converged Desktop Service Control Directory Number (CDN) configured in LD 23 CSDN is only prompted if CLS is defined as CDMV or CDMO. NULL response is not accepted.	sip-4.00
CTYP	(XDLC)	Card type is 16 port DLC	basic-25
	EDLC	Card type is 24 port DLCVCE/DTA EDLC not supported on Small Systems and CS 1000S.	

Prompt	Response	Comment	Pack/Rel
CUST	xx	Customer number associated with this set as defined in LD 15	basic-1
DANI	(NO) YES	The CLID or ANI information of the originating caller is displayed on the terminating telephone during transfer or conference. If set to No, there is no change and the CLID information of the transferring telephone is displayed on the terminating telephone.	basic-5.00
DBA	(0)-1	Display-Based Accessory Note: The Key-Based Accessory (KBA) and Display-Based Accessory (DBA) are mutually exclusive.	arie-25
DCD	(ON) OFF	Dynamic Carrier Detect Enable Dynamic CD Carrier Detect starts as inactive and follows the state of the call. With DAC, DCD is only prompted if TYPE = R232.	arie-14
DCFW	x...x	Default Call Forward DN. Prompted for Virtual Terminals only. where x . . . x = Default Call Forward DN where calls are to be forwarded. Maximum of 31 digits allowed. Precede with X to remove.	arie-25
DELETE_VMB	(YES) NO	Delete Voice Mailbox Remove the Voice Mailbox from the Meridian 1 and Meridian Mail Remove the Voice Mailbox from the Meridian 1 DELETE_VMB is prompted if REQ = OUT and TN has an associated Voice Mailbox. DELETE_VMB is allowed if the DN is a single appearance or multiple appearance DN on a single TN.	vmba-19
DEM		Data Equipment Mode. Prompted if TYPE = R232.	dac-16

Prompt	Response	Comment	Pack/Rel
	(DCE)	Data Carrier Equipment	
	DTE	Data Terminal Equipment	
DES	d...d	ODAS Station Designator Enter a 1-6 alphanumeric character representing an Office Data Administration System (ODAS) Station Designator.	odas-1
DGRP	(1)-5	Device Group DGRP designates an AST BCS set into a specific device group. It is recommended that an AST phantom (BCS) TN should be a non-display BCS set. An AST BCS set of a phantom loop cannot be an ACD set.	basic-20
DISPLAY_FMT	(FIRST, LAST) LAST, FIRST	Display Format for CPND name can be input as FIRST To view names as John Doe can be input as LAST To view names as Doe John	cpnd-19
DLNG	(ENG) FRN	Language preference for the DAC prompts. English French Prompted if TYPE = R232 or R422.	dac-16
DN	x..x yyyy	Directory Number (x..x) and CLID table entry (yyyy) The DN can be up to 4 digits, up to 7 digits with Directory Number Expansion (DNXP) package 150. DN is not prompted for Small System and CS 1000S Model sets or if DIG is defined. Range for CLID table entry is: [(0) - (value entered for SIZE prompt in LD 15 minus 1)]	basic-12

Prompt	Response	Comment	Pack/Rel
DNAN	(DNAA)	Customer Attendant DN (ATDN) + Attendant Number (ANUM) are used as ANI DN in 3WT ANI messages.	cist-21
	DNAD	ANDN of outgoing 3WT route is used as ANI DN in 3WT ANI messages. Prompted with Commonwealth of Independent States (CIST) package 221.	
DNDR	(0)-120	Delay Value in seconds. A DNDR value of 0 disables this feature. If the DNDR value is an odd number, then it is incremented to the next even number.	basic-21
DNRI	(0)-4	Distinctive Number Ringing index for Incoming calls The index NDR1-4 BCS is defined in LD 56	edrg-24
DNRO	(0)-4	Distinctive Number Ringing index for Outgoing calls The index NDR1-4 BCS is defined in LD 56	edrg-24
DSPL	(0)-500	Length of portable display (in characters).	basic-22
DSPT	(0)-2	Type of portable display: 0 = display is numeric 1 = display is alphabetic 2 = display is alphanumeric	basic-22
DTAO		Data Option, not prompted if TYPE = MCU.	arie-18
	(MPDA) MCA	Software for Meridian Programmable Data Adapter Software for Meridian Communications Adapter The DTAO prompt determines the downloaded data, system, and operating parameters.	
DTMK	x...x	Data Mode Key number for a dynamic voice/data TN.	basic-22

Prompt	Response	Comment	Pack/Rel
		DTMK is prompted if the TN has both CLS = VCE and CLS = FLXA. There can be only one data mode key per TN. Any response to DTMK overwrites a previous setting. When changing from CLS = DTA to CLS = VCE, CLS = WTA should also be assigned to avoid conflict with CLS = CPTA. Where x...x = number of the SCR/SCN key to be designated as the data mode key. This cannot be key 00.	
	<CR>	No data mode key. TN is not a dynamic voice/data TN.	
DTR		Data Terminal Ready settings	arie-14
	(OFF)	Dynamic DTR	
	ON	Forced DTR, force the data port to always be ready for transmission. With the Data Access Card (DAC). DTR is prompted if TYPE = R232.	
DUP	(FULL)	Full Duplex	arie-14
	HALF	Half Duplex	
ECHG	(NO) YES	Easy Change This allows change to any prompt in this program without having to <CR> through all unrelated prompts. ECHG is prompted when REQ = CHG.	basic-12
ECL	(0)-65535	Home Emergency Call List	
EFD	x...x	Flexible CFNA DN for External calls EFD is the DN to which external calls are routed when there is no answer, if one of the following customer options is defined in LD 15: <ul style="list-style-type: none"> • FNAD = FDN • FNAT = FDN • FNAL = FDN A Group Hunt DN can be entered.	optf-10

Prompt	Response	Comment	Pack/Rel
		<p>The DN can be up to 4 digits without Directory Number Expansion (DNXP) package 150, or 13 digits with DNXP package 150.</p> <p>Call Forward by Call Type Allowed and Forward No Answer must be defined as the Class of Service (CLS = CFTA and FNA). LDNs, DLDNs, and Prime DNs is accepted as valid input.</p>	
EHT	x...x	<p>External Hunt DN</p> <p>EHT is the DN hunted for by external busy calls when:</p> <ul style="list-style-type: none"> • Class of Service is Call Forward by Call Type Allowed (CFTA) and Hunting Allowed (HTA) • the LD 15 prompt FNAD, FNAT, or FNAL = HNT <p>A Group Hunt DN can be entered.</p> <p>This DN can be up to 4 digits without Directory Number Expansion (DNXP) package 150 or 13 digits with DNXP package 150.</p> <p>LDNs, DLDNs, and Prime DNs are accepted as valid input. To remove EFD or EHT DNs, change CFTA Class of Service to CFTD. Prompted when CFTA is defined.</p>	basic-10
	000	Short Hunt for external calls	
ELKP	x...x	Electronic Lock Password. Length is 1-15 digits	ffc-15
ERL		Current Emergency Response Location	basic-5.00
	<CR>	Enter no value to make this TN Auto Update..	
	0-65535	Enter a value to statically configure this TN (Manual Update).	
	X	Enter 'X' to remove the existing value.	
FCAR		Forced Charge Account Restricted	chg-1
	(NO)	Must use Forced Charge Account	
	YES	<p>Restricted from using Forced Charge Account</p> <p>Prompted if FCAF = YES in LD 15 and CLS = TLD, CUN or CTD.</p>	

Prompt	Response	Comment	Pack/Rel
FDN	x...x	<p>Flexible CFNA DN</p> <p>FDN is used for internal calls, if CLS is CFTA and FNA.</p> <p>FDN is used for all calls if CLS is CFTD and FNA.</p> <p>FDN can be up to 4 digits without Directory Number Expansion (DNXP) package 150 or 13 digits with DNXP package 150.</p> <p>A Group Hunt pilot DN can be entered. Precede with X to delete.</p> <p>FDN requires CLS = MWA or FNA. FDN is only used if one or more of the following customer options are defined in LD 15:</p> <ul style="list-style-type: none"> • FNAD = FDN • FNAT = FDN • FNAL = FDN 	optf-1
FSVC	(0)-9	<p>Forced Out-of-Service Off-Hook Alarm Security DN index.</p> <p>When Forced Out-of-Service condition occurs on a digital telephone with Alarm Security Allowed (ASCA) Class of Service, the telephone is intercepted to a predefined DN.</p> <p>Enter the index number (0)-9 of the DN defined by LD 15 prompts ODN 0-9. ODN is the acronym for Change Off-Hook Alarm Security Directory Number options (OHAS DN).</p>	basic-18
HDLC	(NO) YES	<p>High Level Data Link Control</p> <p>Prompted if V25 = YES.</p>	arie-18
HOT	(OFF) ON	<p>Hotline</p> <p>Hotline is inactive for data port.</p> <p>Enables Hotline for data port.</p> <p>If HOT = ON, Auto Baud is forced OFF for the Data Access Card.</p>	arie-14
HUNT	x...x	Hunt DN of next station in hunt chain	basic-10

Prompt	Response	Comment	Pack/Rel
	000	<p>This Hunt DN can be up to 4 digits without Directory Number Expansion (DNXP) package 150 or 13 digits with Directory Number Expansion (DNXP) package 150.</p> <p>Precede with X to delete.</p> <p>Short Hunting</p> <p>A Group Hunt pilot DN can be entered.</p> <p>A Control Directory Number (CDN) can be defined as a Hunt DN for both physical and phantom 500/2500 sets. When a CDN is configured in this way, a call which comes to a busy DN can be Hunting or Call Forward Busy to a CDN.</p> <p>With Call Forward and Hunt by Call Type, this is the Hunt DN for:</p> <ul style="list-style-type: none"> • internal calls if CLS = CFTA, or • for all busy calls if CLS = CFTD 	
IAPG	0-9 (0)-15	<p>Meridian Link Unsolicited Status Message (USM) group</p> <p>IAPG assigns AST DNs to a status message group defined in LD 15. These groups determine which status messages are sent for an AST set. The default Group 0 sends no messages, while Group 1 sends all messages.</p>	aml-16
ICT	0-<NIPN>	<p>Intercept Computer Terminal or printer number</p> <p>Number of Intercept Positions (NIPN) is defined in LD 15.</p>	icp-16
INT	ON (OFF)	<p>Meridian 1/SL-100 Interworking</p> <p>Enable Meridian 1 and SL-100 interworking</p> <p>Do not enable Meridian 1 and SL-100 interworking</p>	arie-14
ITEM	aaaa yyy	<p>Respond with the desired program mnemonic (aaaa) and its new value (yyy).</p> <p>ITEM is reprompted until only a <CR> is entered. For example:</p> <p>REQ CHG</p>	basic-12

Prompt	Response	Comment	Pack/Rel
		TYPE SL1 TN III ss cc uu ECHG YES ITEM KEY 07 ADL KEY <CR> (KEY is prompted until <CR> is entered.) ITEM <CR> REQ	
	<CR>	Return to REQ	
ITNA		Idle TN for the Third Party Application.	basic-20
	(NO)	Do not identify an Associated Set (AST) to be used only by Third Party Application	
	YES	Identify an Associated Set (AST) to be used only by Third Party Application	
KBA		Key-Based Accessory for M3904 and M3905 which support key-based modules.	basic-24
	(0)	Configure keys up to and including 31	
	1	Configure keys up to and including 53	
	2	Configure keys up to and including 75	
KBD		Keyboard Dialing Option	dac-16
	(ON)	Enable Keyboard Dialing for data port	
	OFF	Enables Hayes mode	
KEEP_MSGS		Preserve Meridian Mail Messages and current password	vmba-19
	(NO) YES		
KEM	(0)-4	Number of IP Phone Key Expansion Modules (KEM) to configure.	basic-4.00
		Note: You can only configure more than 2 KEMs for IP Phones 1220 and 1230.	
KEMOFST			basic-4.00

Prompt	Response	Comment	Pack/Rel
	<KEM><KeyOffset>	<p>Configure KEM key numbers for IP Phones that do not support Paging and have a specific number of IP Phone KEMs configured.</p> <p>On IP Phone 2002, prompted if 1 KEM is configured and <CR> is entered at the KEY prompt. Where:</p> <ul style="list-style-type: none"> • KEM = 1 • KeyOffset = 0-23 <p>On IP Phone 2004, prompted if 2 KEMs are configured and <CR> is entered at the KEY prompt. Where:</p> <ul style="list-style-type: none"> • KEM = 1-2 • KeyOffset = 0-23 <p>On IP Phone 1220, prompted if 1 to 4 KEMs are configured and <CR> is entered at the KEY prompt. Where:</p> <ul style="list-style-type: none"> • KEM = 1-4 • KeyOffset = 0-11 <p>On IP Phone 1230, prompted if 3 or 4 KEMs are configured and <CR> is entered at the KEY prompt. Where:</p> <ul style="list-style-type: none"> • KEM = 1-4 • KeyOffset = 0-11 <p>Once values are entered for KEM and KeyOffset, the KEY xx prompt is presented for assignment of a function to the calculated KEM key. The xx is replaced with the calculated KEM key number. When <CR> is entered after the assignment of a function to the KEM key, the KEMOFST prompt is presented again. This loop continues until a <CR> is entered at the KEMOFST prompt.</p>	basic-5.50
KEY	xx aaa yyyy (cccc or D) zz..z	Telephone function key assignments.	basic-1

Prompt	Response	Comment	Pack/Rel
		<p>Key assignments determine calling options and features available to a telephone</p> <p>Note: The KEY prompt is presented in a loop until just a <CR> is entered at the prompt.</p> <p>Where:</p> <ul style="list-style-type: none"> • xx = entered IP Phone key number or calculated IP Phone KEM key number Type xx NUL to remove a calling option or feature already assigned to a key. • aaa = key name or function • yyyy = additional information required for the key • zz..z = additional information required for the key aaa. • cccc or D = deals specifically with the Calling Line identification feature. <p>Where:</p> <ul style="list-style-type: none"> — cccc = CLID table entry of (0)-N, where N = the value entered at the SIZE prompt in LD 15, minus 1. <p>Note: You can only specify a value for cccc if aaa = ACD, HOT d, HOT L, MCN, MCR, PVN, PVR, SCN or SCR.</p> <ul style="list-style-type: none"> — When the character "D" is entered, the system searches the DN keys from key 0 and up, to find a DN key with a CLID table entry. The CLID associated with the found DN key is used. <p>Note: The position of the (cccc or D) field varies depending on the key name or function. The cccc and D parameters are mutually exclusive.</p> <p>Some data ports require specific key assignments. Refer to the <i>Meridian Data Services</i> NTPs for information regarding these requirements.</p> <p>Note: Type xx NUL to remove a calling option or feature already assigned to a key.</p> <p>Key number limits that can be assigned are as follows:</p>	

Prompt	Response	Comment	Pack/Rel
		0-7 for Meridian Communications Adapter (MCA)	
		0-5 for M2006	
		0-7 for M2008	
		0-59 for M2616, varies with number of add-on modules	
		If either the Meridian Programmable Data Adapter (MPDA) or the Display Module is equipped, then key 7 on sets M2008, M2216, and M2616 sets and key 5 on set M2006 become Program keys which cannot be used as function keys.	
		Any printout of the TN block does not show key 7 because it is a local function key.	
		On the M2616, if CLS = HFA, key 15 on the voice TN defaults to the Handsfree key. No other feature assignment is accepted.	
		Primary and secondary data DNs must be unique.	
		A station SCR, SCN, MCR, or MCN DN must be removed as a member from all Group Hunt lists before the DN can be modified.	
		On the M3903, keys 4-15 are blocked. No feature assignment is accepted for keys 2-15.	basic-24
		On the M3903, M3904, and M3905, keys 29-31 are reserved. No feature assignment is accepted for keys 29-31 other than NUL.	
		On M3904, no feature assignment is accepted for keys 12-15.	
		On M3905, the craftsperson can assign NUL or a server application on key 5. On key 6, the craftsperson can assign NUL or a local application.	
		On M3905, the craftsperson can assign NUL or the program key on key 7.	
		On M3905, the craftsperson can assign AAG, AMG, ASP,DWC, EMR, MSB, or NRD on keys 8-11. Other features are blocked.	
		Ranges of key numbers that can be assigned are as follows:	basic-4.00
		On IP Phone 1130, key numbers 0-15 and 27-28.	

Prompt	Response	Comment	Pack/Rel
		<p>On IP Phone 2002, key numbers 0-79, varying with value specified at the KEM prompt.</p> <ul style="list-style-type: none"> • if KEM 0, key range = 0-31 • if KEM 1, key range = 0-55 • if KEM 2, key range = 0-79 	
		<p>On IP Phone 2004, key numbers 0-79, varying with the value specified at the KEM prompt.</p> <ul style="list-style-type: none"> • if KEM 0, key range = 0-31 • if KEM 1, key range = 0-79 (Paging feature) • if KEM 2, key range = 0-79 (no Paging feature) 	
		<p>On IP Phones 1210/1220/1230, key number range is as follows:</p> <p>On IP Phone 1210, key numbers 0-31.</p> <p>On IP Phone 1220, key numbers 0-79, varying with the value specified at the KEM prompt.</p> <ul style="list-style-type: none"> • if KEM = 0, key range = 0-31 • if KEM = 1, key range = 0-43 • if KEM = 2, key range = 0-55 • if KEM = 3, key range = 0-67 • if KEM = 4, key range = 0-79 	basic-5.50
		<p>On IP Phones 1230, key numbers 0-79, varying with the value specified at the KEM prompt.</p> <ul style="list-style-type: none"> • if KEM 0, key range = 0-31 • if KEM 1, key range = 0-55 (Paging feature) • if KEM 2, key range = 0-79 (Paging feature) • if KEM 3, key range = 0-67 (no Paging feature) • if KEM 4, key range = 0-79 (no Paging feature) 	
		<p>On IP Phones 1210/1220/1230, configuration guidelines for keys are as follows:</p> <ul style="list-style-type: none"> • key 0 is used for the primary DN • keys 1-15 are used for programmable feature keys These keys can be programmed with any DN or feature, except Message Waiting (key 16) and those DNs or features configured on keys 17-26 (soft keys) • key 16 is reserved for the Message Waiting (MWK) feature • keys 17-26 are reserved for soft keys 	

Prompt	Response	Comment	Pack/Rel
		<ul style="list-style-type: none"> keys 27-30 are reserved, except on an IP Phone 1230 that has 20 feature keys, where they are the last 4 programmable feature keys. key 31 is reserved <p>On IP Phone 1210, Key 0 is the only programmable feature key. It is configured with the primary DN.</p> <p>On IP Phone 1220, the number of programmable feature keys depends on the number of KEMs configured:</p> <ul style="list-style-type: none"> if KEM = 0, keys 1-3 if KEM = 1, keys 1-3 and 32-43 if KEM = 2, keys 1-3 and 32-55 if KEM = 3, keys 1-3 and 32-67 if KEM = 4, keys 1-3 and 32-79 <p>On IP Phone 1230, the number of programmable feature keys depends on the number of KEMs configured:</p> <ul style="list-style-type: none"> if KEM = 0, keys 1-15 and 27-30 if KEM = 1, keys 1-15, 27-30, and 32-55 (Paging feature) if KEM = 2, keys 1-15, 27-30, and 32-79 (Paging feature) if KEM = 3, keys 1-15, 27-30, and 32-67 (no Paging feature) if KEM = 4, keys 1-15, 27-30, and 32-79 (no Paging feature) 	
	xx AAG	<p>ACD Answer Agent key</p> <p>Must have CLS = SPV.</p> <p>On the M3905 key numbers 8-11 are reserved for AAG, AMG, ASP, DWC, MSB and NRD.</p>	acdb-1 basic-24
	xx AAK	<p>Automatic Answerback key</p> <p>AAA CLS and AAK key cannot be assigned to the same telephone. Only one type of Automatic Answerback is allowed. M2616 telephone must have CLS = HFA.</p>	aab-1

Prompt	Response	Comment	Pack/Rel
xx ACD yyyy (cccc or D) zzz	bacd-1	<p>Automatic Call Distribution key</p> <p>Where:</p> <ul style="list-style-type: none"> • xx = key number (<i>must be key 0</i>) • yyyy = ACD DN or Message Center DN • cccc = CLID table entry of (0)-N, where N = the value entered at the SIZE prompt in LD 15 minus 1. • D = the character "D". When the character "D" is entered, the system searches the DN keys, from key 0, up to find a DN key with CLID table entry. The CLID associated with the found DN key is used. • zzzz = agent's position ID <p>yyyy and zzzz can be up to 4 digits, up to 7 digits with Directory Number Expansion (DNXP) package 150. Only ACD DN for Small System and CS 1000S Model set.</p>	bacd-1
xx ACNT	acdd-13	<p>Activity Code entry key</p> <p>This key must have an associated lamp and applies to ACD-D and ACD-MAX only. ADS data block must be configured in LD 23.</p>	acdd-13
xx ADL yy z...z	optf-1	<p>Autodial key</p> <p>Where:</p> <ul style="list-style-type: none"> • xx = key number • yy = maximum length of the ADL DN. Valid entries are: 4, 8, 12, (16), 20, 24, 28, 31. Note that other values are rounded up to the next valid number. • z...z = actual Autodial DN (this entry is optional) 	optf-1
xx AGT yyyy	bacd-1	<p>ACD Agent status key</p>	bacd-1

Prompt	Response	Comment	Pack/Rel
		Where: yyyy = agent's ID. The agent ID number can be up to 4 digits, up to 7 digits with Directory Number Expansion (DNXP) package 150. Must have CLS = SPV.	
xx AMG		ACD Answer Emergency call key Must have CLS = SPV.	acdb-1
		The Position ID of the ACD set cannot be changed when the ACD set is acquired as a Human Agent. On the M3905 key numbers 8-11 are reserved for AMG	basic-24
xx AO3		Three-Party Conference key	basic-1
		On the M3902 key number 4 is reserved for AO3, AO6, TRN, or NUL	basic-24
		On the M3903, M3904, M3905 key number 18 is reserved for AO3, AO6, or NUL.	basic-24
		On the IP Phone 2004 key number 18 is reserved for AO3, AO6, or NUL.	basic-25
xx AO6		Six-Party Conference key	basic-1
		On the M3902 key number 4 is reserved for AO3, AO6, TRN, NUL	basic-24
		On the M3903, M3904, M3905 key number 18 is reserved for AO3, AO6, or NUL.	basic-24
		On the IP Phone 2004 key number 18 is reserved for AO3, AO6, or NUL.	basic-25
xx ARC		Attendant Recall key	basic-1
xx ASP		ACD Supervisor call key (must have CLS = AGN)	acdb-1
		On the M3905 key numbers 8-11 are reserved for NRD, MSB, AAG, AMG, DWC and ASP.	basic-24
xx ATW		ACD Call Waiting Time indication key	supp-14
xx AWC		ACD Calls Waiting key	bacd-1

Prompt	Response	Comment	Pack/Rel
		Must have CLS = AGN and Supervisor Position ID or SPID must be configured.	
xx BFS TN		Busy Forward Status key Where: TN = Terminal Number to be screened. A Key cannot be assigned to a BRI set. Note: It is possible to configure the TN of the same set against the BFS key only if the Class of Service is BFEA.	bfs-20
xx CA yy z...z		Combined No Hold Conference and Autodial key Where: <ul style="list-style-type: none">• yy = maximum length of the CA DN. Valid entries are: 4, 8, 12, (16), 20, 24, 28, 31. Note that other values are rounded up to the next valid number.• z...z = actual Autodial DN (this entry is optional)	basic-14
xx CAS		Centralized Attendant Service key	casm-1
xx CFW yy z...z		Call Forward key Where: yy = maximum length of the CFW DN Valid entries for M2317 or M3000 sets are any integer in the range of (4)-23. For all other BCS type sets, you may enter any integer in the range of (4)-31. Note: The default for M3900 series telephones is (16). Where: z...z = Call Forward DN or range of DN's where calls are to be forwarded (the target DN). Must be key 11 for LOGIVOX telephones. A Group Hunt DN can be entered. If CLS = CFXD, the Call Forward number must be an internal DN. On the M3903, M3904, M3905 key number 19 is reserved for CFW or NULL.	optf-1 basic-24

Prompt	Response	Comment	Pack/Rel
		On the IP Phone 2004 key number 19 is reserved for CFW or NULL.	basic-25
xx CH D yy z...z		Combined No Hold Conference and Direct Hotline key Where: <ul style="list-style-type: none"> • yy = number of digits in target DN (1-31) • z...z = target DN 	basic-14
xx CH L yyy		Combined No Hold Conference and Hotline List key Where: yyy = 0-999 for Hotline list entry as defined in LD 18.	basic-14
xx CHG		Charge account key	chg-1
		On the M3903, M3904, M3905 key number 25 is reserved for CHG or NUL.	basic-24
		On the IP Phone 2004 key number 25 is reserved for CHG or NUL.	basic-25
xx CLT		Configure Callers List key in context sensitive area, CLT/NUL are only options for key 27.	basic-25.4
xx COS		Controlled Class of Service key	ccos-7
xx CPN		Calling Party Number key	chg-1
		On the M3903, M3904, M3905 key number 26 is reserved for CPN or NUL.	basic-24
		On the IP Phone 2004 key number 25 is reserved for CPN or NUL.	basic-25
xx CS yyyy		Combined No Hold Conference and Speed Call key Where: yyyy = Speed Call list number from 0-8190. Not available on M3000 telephones.	basic-14

Prompt	Response	Comment	Pack/Rel
	xx CSD	Conferee Selectable Display key.	basic-23
	xx CWT	Call Waiting key Only one CWT Key is allowed. Should have CLS = HTD because Hunting takes precedence.	basic-1
	xx DAG	Display ACD Agents key This key displays the status of ACD agents appearing on the supervisor's telephone. Must have CLS = SPV and ADD or DDS.	bacd-1
	xx DIG yyyy zz R/V	Dial Intercom Group key Where: <ul style="list-style-type: none"> • yyyy = group number, from 0-2045. • zz = member number from 0-99. The zz value cannot be equal to or share the first digit of a 2 digit number with the SPRE code. For example, if SPRE = 1, zz cannot be 1, 10, 11...19. • R = Ring option • V = Voice option Must have maximum number of Dial Intercom Groups DGRP defined in LD 15. If any member in a group has a two-digit member number, then all members have a two-digit number. The system adds leading zeros to other entries. Prompted with Dial Intercom (DI) package 21.	di-1
	xx DPU	Directed Call Pickup key Key is optional, dial access code can be used if CLS = DPUA. Not available on M3000 telephones. This prompt appears with Directed Call Pickup (DCP) package 115.	dcp-12
	xx DRC yyy	DID Route Control key Where: yyy = route number = 0-511	basic-15

Prompt	Response	Comment	Pack/Rel
	xx DSP	Display key This key must have an associated key/lamp pair.	ddsp-1
	xx DWC yyyy	ACD Supervisor Display Waiting Calls key Where: yyyy = ACD DN. Up to 4 digits, up to 7 digits with Directory Number Expansion (DNXP) package 150. A maximum of eight DWC keys can be assigned per queue on eight supervisors. Agent sets can only have 1 SWC key for their own queue. ACD agent telephones can support the display waiting calls key. Must have CLS = SPV and ADD or DDS. T The key can be used with supervisors and agents.	bacd-19
		On the M3905 key numbers 8-11 are reserved for AAG, AMG, ASP, DWC, MSB and NRD.	basic-24
	xx EMR	ACD Emergency key (must have CLS = AGN) On the M3905 key numbers 8-11 are reserved for AAG, AMG, ASP, DWC, MSB and NRD.	acdb-1 basic-24
	xx ENI yyyy	ACD Enable Interflow key Where: yyyy = DN. The DN can be up to 4 digits, up to 7 digits with Directory Number Expansion (DNXP) package 150. Only one is allowed per ACD DN. Must have CLS = SPV.	acdb-1
	xx EOVR	Enhanced Override key	povr-20
	xx FDIS	Force Disconnect Key	pomw-25.4
	xx FLH	DSN Flash Key	atvn
	xx FOV	DSN Flash Override Key	atvn

Prompt	Response	Comment	Pack/Rel
	xx GHD	Group Hunt Deactivation A station user can toggle the PDN in and out of all groups of which that PDN is a member.	pldn-15
	xx GPU	Group Call Pickup key The key is optional because a dial access code can be used if CLS = GPU. Not available on M3000 telephones. Allowed with Directed Call Pickup (DCP) package 115.	dcp-12
	xx GRC yy	Group Call key Where: yy = 0-63 for Group number as defined in LD 18	grp-1
	xx HLD	Hold	supp-10
	xx HNDO	Hand-off for a Mobile Extension user.	mobx-5.50
	xx HOT	Direct entry for Hotline Model set key (Small System and CS 1000S), Automatic termination DN is eight digits	hot-10
	nn HOT D dd num DN m (cccc or D)	Two-way Hotline key Where: <ul style="list-style-type: none"> • dd = number of digits dialed • num = target_number (terminating DN is a maximum of 31 digits) • DN = two-way hotline DN • m = one of the following Terminating Modes: H = Hotline (default), N = Non-ringing, R = Ringing, or V = Voice • cccc = CLID table entry of (0)-N, where N = the value entered at the SIZE prompt in LD 15 minus 1. • D = the character "D". When the character "D" is entered, the system searches the DN keys from key 0 and up, to find a DN key with 	hot-21

Prompt	Response	Comment	Pack/Rel
		CLID table entry. The CLID associated with the found DN key is used.	
xx HOT D nn x...x		<p>Direct entry for One-way Enhanced Hotline key</p> <p>Where:</p> <ul style="list-style-type: none"> • nn = number of digits dialed • x...x = Hotline terminating DN up to a 31 digit maximum 	hot-10
xx HOT D nn x...x xxxx (cccc or D)		<p>Direct entry for Two-way Enhanced Hotline key</p> <p>Where:</p> <ul style="list-style-type: none"> • nn = number of digits in Target DN • x...x = Terminating DN up to a 31 digit maximum • xxxx = optional two way Hotline DN. The DN can be up to 4 digits, up to 7 digits with Directory Number Expansion (DNXP) package 150. • cccc = CLID table entry of (0)-N, where N = the value entered at the SIZE prompt in LD 15 minus 1. • D = the character "D". When the character "D" is entered, the system searches the DN keys from key 0 and up, to find a DN key with CLID table entry. The CLID associated with the found DN key is used. 	hot-10
xx HOT I dd num m		<p>Intercom key</p> <p>Where:</p> <ul style="list-style-type: none"> • dd = number of digits dialed • num = target_number (terminating DN max 31 digits) • m = one of the following Terminating Modes: V = Voice (default), N = Non-ringing, or R = Ringing 	hot-21

Prompt	Response	Comment	Pack/Rel
	xx HOT L bbb	<p>One-way Hotline key</p> <p>Where: bbb = Hotline list entry = 0-999. The Hotline list entry is defined in LD 18.</p> <p>Note that the Hotline list NCOS overrides the set NCOS.</p>	hot-10
	xx HOT L bbb xxxx (cccc or D)	<p>Two-way list entry for Enhanced Hotline key</p> <p>Where:</p> <ul style="list-style-type: none"> • bbb = List entry = 0-999 • xxxx = Two-way Hotline DN. This DN can be up to 4 digits, up to 7 digits with Directory Number Expansion (DNXP) package 150. • cccc = CLID table entry of (0)-N, where N = the value entered at the SIZE prompt in LD 15 minus 1. • D = the character "D". When the character "D" is entered, the system searches the DN keys, from key 0, up to find a DN key with CLID table entry. The CLID associated with the found DN key is used. <p>Hotline list entry is defined in LD 18.</p> <p>Note that the Hotline list NCOS overrides set NCOS.</p>	hot-10
	xx HOT P nn yyyy	<p>Target PCA DN</p> <p>Where:</p> <ul style="list-style-type: none"> • nn = PCA DN length. Maximum length is 32. • yyyy = the target DN <p>Note: PCA supports configuration of Key 0 and Key 1.</p>	pca-398
	xx HOT P nn yyyzzzz		mobx-5.50

Prompt	Response	Comment	Pack/Rel
		<p>Access Code to dial the mobile phone of the Universal Extension client (UXTY = MOBX). For UXTY = MOBX, key 1 is reserved for HOT P functionality.</p> <p>Where:</p> <ul style="list-style-type: none"> • nn = maximum number of digits for yyyzzzz (HOT P DN) • yyyzzzz = 1-32 digit number where: <ul style="list-style-type: none"> — yyy = the trunk steering code, or access code, to dial into the mobile network. The access code could be a NARS/BARS/CDP access code, or a route access code. — zzzz = the mobile phone DN 	
xx HOT U <UADN>		<p>Access Code used to make and receive calls between the SIP client and the universal extension (UXTY = SIPL). The SIP Line Gateway (SLG) application is the only entity that makes use of this key.</p> <p>Where:</p> <ul style="list-style-type: none"> • xx = any key except 0 (key 0 is reserved for the Primary DN) • <UADN> = a 1-7 digit number representing a User Agent DN <p>If a User Agent prefix (UAPR) is provisioned in the Customer Data Block (CDB), after the primary DN (PDN) is configured on key 0, the system automatically generates a UADN (PDN + UAPR) and displays it on the TTY. You can enter <CR> to accept the system-generated UADN, or enter a different UADN. If a UAPR is not provisioned in the CDB, you must enter a UADN.</p> <p>Note: The UADN must conform to the customer's dialing plan.</p>	sip_lines-6.00
xx ICF nn xxxx		Internal Call Forward key	icf-19

Prompt	Response	Comment	Pack/Rel
		Where: nn = Forward DN length. Valid entries are any integer in the range of (4)-31. Where: xxxx = Forward DN (this entry is optional) An ICF key can be configured if Call Forward is	
xx IMM		DSN Immedicate Key	atvn
KY1 aaa		Key 1 located far left, below dial pad. Where: aaa = VUP (Volume Up) by default for KY1. Any function not requiring a lamp can be assigned. CLS must be LVXA.	
KY2 aaa		Key 2 located middle, below dial pad. Where: aaa = VDN (Volume Down) by default for KY2. Any function not requiring a lamp can be assigned. CLS must be LVXA.	
KY3 aaa		Key 3 located far right, below dial pad. Where: aaa = HLD (Hold) by default for KY3. Any function not requiring a lamp can be assigned. CLS must be LVXA.	supp-10
xx LNG		M2317 Language Toggle key (No Language) Where: <ul style="list-style-type: none"> • xx = key 29 • LNG = Language Toggle enabled • NUL = Remove Language Option This feature allows set operator to set and reset language display, toggling between French and English versions on the alphanumeric display.	dlt2-9
xx LNK		Last Number Redial key LNRS defines the Last Number Redial Size. For LOGIVOX telephones, key 8 is defined by set firmware as the Last Number Redial key. The key definition is optional, because the user can press the DN key twice to activate Last Number Redial.	Inr-8

Prompt	Response	Comment	Pack/Rel
		Must have OPT = LRA in LD 15 and CLS = LNA.	
xx LSPK	yyyy	Loudspeaker key Where: yyyy = associated loudspeaker DN or SPEKABUS channel	ohol-20
xx MCK		Message Cancellation Key This key should only be programmed on Message Center sets.	mwc-1
xx MCN	yyyy (cccc or D) zz..z	Multiple Call Non-Ringing key Where: <ul style="list-style-type: none"> • yyyy = DN • cccc = CLID table entry of (0)-N, where N = the value entered at the SIZE prompt in LD 15 minus 1. • D = the character "D". When the character "D" is entered, the system searches the DN keys from key 0 and up, to find a DN key with CLID table entry. The CLID associated with the found DN key is used. • zz..z = additional information required for the key aaa. <p>The DN can be up to 4 digits, up to 7 digits with Directory Number Expansion (DNXP) package 150. The DN cannot appear simultaneously on a PBX set DN or as an SCR DN or SCN DN.</p> <p>Once the MCN key has been defined, MARP is prompted.</p>	basic-20
		On the M3901 and M3902 MCN cannot be configured on keys 1-5. MCN, if it is configured, must be assigned to key 0.	basic-24
xx MCR	yyyy (cccc or D) zz..z	Multiple Call Ringing key Where:	basic-20

Prompt	Response	Comment	Pack/Rel
		<ul style="list-style-type: none"> • yyyy = DN • cccc = CLID table entry of (0)-N, where N = the value entered at the SIZE prompt in LD 15 minus 1. • D = the character "D". When the character "D" is entered, the system searches the DN keys from key 0 and up, to find a DN key with CLID table entry. The CLID associated with the found DN key is used. • zz..z = additional information required for the key aaa. <p>The DN can be up to 4 digits, up to 7 digits with Directory Number Expansion (DNXP) package 150. The DN cannot appear simultaneously on a PBX set DN or as a SCR Single Call or SCN DN.</p> <p>Once the MCR key has been defined MARP is prompted.</p> <p>On the M3901 and M3902 MCR cannot be configured on keys 1-5. MCR, if it is configured, must be assigned to key 0.</p>	basic-24
	xx MIK	<p>Message Indication Key</p> <p>This key should only be programmed on Message Center sets.</p>	mwc-1
	xx MRK	<p>Message Registration Key</p> <p>Requires PPM/Message Registration (MR) package 101 and CLS = ADD or DDS.</p>	mr-10
	xx MSB	<p>Make Set Busy key</p> <p>On the M3905 key numbers 8-11 are reserved for AAG, AMG, ASP, DWC, MSB and NRD.</p>	msb-1 basic-24
	xx MWK yyyy	<p>Message Waiting Key</p> <p>Where: yyyy = DN.</p> <p>The DN can be up to 4 digits, up to 7 digits with Directory Number Expansion (DNXP) package 150. With the Network Message Service feature equipped, the NMS-DN can be up to 13 digits.</p>	mwc-1

Prompt	Response	Comment	Pack/Rel
		On the M3902, key 5 is reserved for MWK or NUL. On the M3903, M3904, M3905, key 16 is reserved for MWK or NUL.	basic-24
		On the IP Phone 2004 key 16 is reserved for MWK or NUL.	basic-25
xx NHC		No Hold Conference key	basic-14
xx NRD		Not Ready key AGN or SPV Class of Service must be assigned.	bacd-1
		On the M3905 key numbers 8-11 are reserved for AAG, AMG, ASP, DWC, MSB and NRD.	basic-24
xx NSVC yyyy		Night Service key (must have CLS = SPV) Where: yyyy = ACD DN associated with that Night Service. The DN can be up to 4 digits, up to 7 digits with Directory Number Expansion (DNXP) package 150.	bacd-12
xx NUL		Removes function or feature from key	basic-1
xx OBV		Observe ACD agent key (must have CLS = OUSD)	bacd-12
xx OBV yy..yy		Observe key with Speed Call List Number (must have CLS = OUSD). Where: yy.yy = SCL number	oas-3.0
xx OSN		On-Site Notification key.	esa-23
xx OVB		Overflow Position Busy key	aop-1
xx OVR		Override key	optf-1
xx PONW		Priority Override/Breakin Networkwide key	pomw-25.4

Prompt	Response	Comment	Pack/Rel
	xx PRK	Call Park key The Transfer (TRN), or Six-Party Conference (A06) key plus a Dial Access code can be used instead of the Park key. On the M3903, M3904, M3905, key 21 is reserved for PRK or NUL. On the IP Phone 2004 key 21 is reserved for PRK or NUL.	cprk-2 basic-24 basic-25
	xx PRS	Privacy Release key On the M3903, M3904, M3905, key 24 is reserved for PRS or NUL. On the IP Phone 2004 key 24 is reserved for PRS or NUL.	basic-1 basic-24 basic-25
	xx PRY	DSN Priority Key	atvn
	xx PVN yyyy (cccc or D) zz..z	Private Line Non-Ringing key Where: <ul style="list-style-type: none"> • yyyy = DN • cccc = CLID table entry of (0)-N, where N = the value entered at the SIZE prompt in LD 15 minus 1. • D = the character "D". When the character "D" is entered, the system searches the DN keys from key 0 and up, to find a DN key with CLID table entry. The CLID associated with the found DN key is used. • zz..z = additional information required for the key aaa. <p>The DN can be up to 4 digits, up to 7 digits with Directory Number Expansion (DNXP) package 150. Must have Private Line Directory Number (PRDN) defined in LD 14.</p> <p>On the M3901, M3902, key 0 is reserved for PVN.</p>	basic-20 basic-24
	xx PVR yyyy (cccc or D) zz..z		basic-20

Prompt	Response	Comment	Pack/Rel
		<p>Private Line Ringing key</p> <p>Where:</p> <ul style="list-style-type: none"> • yyyy = DN • cccc = CLID table entry of (0)-N, where N = the value entered at the SIZE prompt in LD 15 minus 1. • D = the character "D". When the character "D" is entered, the system searches the DN keys from key 0 and up, to find a DN key with CLID table entry. The CLID associated with the found DN key is used. • zz.z = additional information required for the key aaa. <p>The DN can be up to 4 digits, up to 7 digits with Directory Number Expansion (DNXP) package 150. Must have Private Line Directory Number (PRDN) defined in LD 14.</p> <p>On the M3901, M3902, key 0 is reserved for PRV.</p>	basic-24
xx RAG		ACD Ring Agent key (must have CLS =SPV)	acdb-1
xx RCK y z		<p>Ringing Change Key</p> <p>Where:</p> <ul style="list-style-type: none"> • y = first key/lamp strip controlled by key = (0)-6 • z = second key/lamp strip controlled by key = 0-(1)-6. <p>Only one ringing change key per set is permitted. Requires International Supplementary Features (SUPP) package 131 and Ringing Change Key (RCK) package 193.</p>	rck-15
xx RDL yy		<p>Redial stored number key</p> <p>Where: yy = number of digits = 4, 8, 12, (16), 20, 23. Numbers between 5 and 22 are rounded up to the next valid number.</p>	snr-3
xx RGA		Ring Again key	rga/optf-2

Prompt	Response	Comment	Pack/Rel
		Must be key 10 on LOGIVOX telephones. RANA can be activated if OPT = RNA in LD 15. When OPT = RND in LD 15, all sets with the RGA key can only activate Ring Again Busy.	
		On the M3903, M3904, M3905, key 20 is reserved for RGA or NUL.	0basic-24
		On the IP Phone, key 20 is reserved for RGA or NUL.	basic-25
	xx RLS	Release key Requires an SL1 phone. Key/lamp pair is not required. Must be KY3 on a LOGIVOX phone (CLS=LVXA).	basic-1
	xx RLT	Configure Redial List key in context sensitive area, RLT/NUL are only options for key 28.	basic-25.4
	xx RMK	Room Status Key	rms-10
	xx RMWK xxxx [yyyy]	Remote Message Waiting indication key Where: <ul style="list-style-type: none"> • xx= key number • xxxx = Message Center DN • [yyyy] = DN to be monitored [optional] 	mw-24
	xx RNP xx RNP yyyy	Ringling Number Pickup key Where: yyyy = Ringling Number Pickup group number is optional with package 131 SUPP International Supplementary Features.	basic-1 supp-12

Prompt	Response	Comment	Pack/Rel
		The RNP key when programmed without a group number allows the user to pick up a call in the Ringing Number Pickup Group specified by the RNPG prompt. This prompt also controls the group of which the set is a member . When programmed with a group number the key is used to pickup calls for that specific group. This was introduced for the Centralized Multiple Line Emulation feature.	
xx RPAG	yyyy	Radio Paging key Where: yyyy = Route Access Code Coordinated Dialing Plan (CDP) Trunk Steering Codes (TSC) and Distant Steering Codes (DSC) can be entered against yyyy.	rpa-15
xx SCC	yyyy	Speed Call Controller key Where: yyyy = SCL list number 0-8190. SCL must be defined in LD 18. On the M3903, M3904, M3905, key 23 is reserved for SCC, SCU, SSU, SSC or NUL.	optf-1 basic-24
xx SCN	yyyy (cccc or D) zz..z	Single Call Non-Ringing key Where: <ul style="list-style-type: none"> • yyyy = DN • cccc = CLID table entry of (0)-N, where N = the value entered at the SIZE prompt in LD 15 minus 1. • D = the character "D". When the character "D" is entered, the system searches the DN keys from key 0 and up, to find a DN key with CLID table entry. The CLID associated with the found DN key is used. • zz..z = additional information required for the key aaa. <p>The DN can be up to 4 digits, up to 7 digits with Directory Number Expansion (DNXP) package 150. Once the SCN key has been defined, MARP is prompted.</p>	basic-20

Prompt	Response	Comment	Pack/Rel
		On the M3901, M3902, key 0 is reserved for SCN.	basic-24
xx SCR yyyy (cccc or D) zz..z		<p>Single Call Ringing key</p> <p>Where:</p> <ul style="list-style-type: none"> • yyyy = DN • cccc = CLID table entry of (0)-N, where N = the value entered at the SIZE prompt in LD 15 minus 1. • D = the character "D". When the character "D" is entered, the system searches the DN keys from key 0 and up, to find a DN key with CLID table entry. The CLID associated with the found DN key is used. • zz..z = additional information required for the key aaa. <p>The DN can be up to 4 digits, up to 7 digits with Directory Number Expansion (DNXP) package 150. Use a single appearance DN to terminate VCC Voice Call or SIG Signaling calls.</p> <p>Once the SCR key has been defined, MARP is prompted.</p>	basic-20
		On the M3901, M3902, key 0 is reserved for SCR.	basic-24
		On Universal Extensions (TYPE = UEXT), key 0 is reserved for SCR.	basic-5.50
		The SCR primary key should be configured with the optional CLID information appended.	basic-5.00
xx SCU yyyy		<p>Speed Call User key</p> <p>Where: yyyy = SCL list number 0-8190. SCL must be defined in LD 18.</p>	optf-1
		On the M3903, M3904, M3905, key 23 is reserved for SCC, SCU, SSU, SSC or NUL.	basic-24
		On the IP Phone 2004 key 23 is reserved for SCC, SCU, SSU, SSC or NUL.	basic-25
xx SIG yyyy		<p>Signal key</p> <p>Where: yyyy = Single appearance DN.</p>	basic-1

Prompt	Response	Comment	Pack/Rel
		The DN can be up to 4 digits, up to 7 digits with DNXP package 150. Key/lamp is not required.	
xx SSC yyyy		System Speed Call controller key Where: yyyy = SSC list number 0-4095. SSC list must be defined in LD 18.	optf-1
		On the M3903, M3904, M3905, key 23 is reserved for SCC, SCU, SSU, SSC or NUL.	basic-24
xx SSU yyyy		System Speed Call User key Where: yyyy = SSC list number 0-4095. SSC list must be defined in LD 18.	optf-1
xx TAD		Time and Date key For SL-1 sets only, must have CLS = ADD or DDS, cannot be key 0.	ddsp-1
		Blocked on the M3901, M3902, M3903, M3904, M3905.	basic-24
xx THF		Centrex Trunk Switch Hook Flash key	thf-14
xx TRC		Malicious Call Trace key Key/lamp not required. MCT is applied on a TN basis. This key can be configured on ACD telephones. Allowed when CLS = MCTA.	mct-10
xx TRN		Call Transfer key On the M3902, key 4 is reserved for TRN or NUL. On the M3903, M3904, M3905, key 17 is reserved for TRN or NUL.	basic-1 basic-24
		On the IP Phone 2004 key 17 is reserved for TRN or NUL.	basic-25
xx USR		User Selectable Call Redirection key	uscr-19
xx UST		User Status key (must have UST = YES in LD15 and UST = YES in LD 23)	ims-2

Prompt	Response	Comment	Pack/Rel
	xx VCC	Voice Call key	basic-1
	yyyy	Where: yyyy = Single appearance DN. Not available on M3000 telephones.	
	xx VUP	Volume Up key (must be assigned if Volume Down is assigned)	
	xx VDN	Volume Down key (must be assigned if Volume Up is assigned)	
	xx WUK	Guest entry of automatic Wakeup key (Key/lamp pair is required)	gewu-16
	xx XMWK xxxx yyyy	Extended Message Waiting indication key Where: <ul style="list-style-type: none"> • xx= key number • xxxx = Message Center DN • yyyy = DN to be monitored 	mw-24
LANG	(0)-5 X	Language choice for Automatic Wakeup (AWU) calls. Prompted with Multi-Language Wakeup (MLWU) package 206. This entry defines the language presented for the Automatic Wakeup Recorded Announcement (RAN), for language 0 through 5 as follows:	mlwu-16
	(0)	See RAN1/RAN2 in LD 15	
	1	See LA11/LA12 in LD 15	
	2	See LA21/LA22 in LD 15	
	3	See LA31/LA32 in LD 15	
	4	See LA41/LA42 in LD 15	
	5	See LA51/LA52 in LD 15	
	X	Remove entry	
LDN	(NO)	Listed Directory Number Index as defined in LD 15	nldn-20
	0-3	Listed Directory Number Index as defined in LD 15	

Prompt	Response	Comment	Pack/Rel
	0-5	Listed Directory Number Index as defined in LD 15	
LHK		Last Hunt Key number limit	basic-10
	(0)-7	For M2008	
	(0)-27	For M2616, varies with number of add-on modules (Small System and CS 1000S)	
	(0)-59	For M2616, varies with number of add-on modules	
	(0)	No Last Hunt Key or remove Last Hunt Key (used for Internal/External Short Hunt)	
LNRS	4-(16)-31	Last Number Redial Size	Inr-8
		Enter the maximum number of digits that can be stored. Valid entries are 4, 8, 12, (16), 20,24, 28, or 31. Invalid entries are rounded up to the next valid entry.	
LPK		Line Preference Key limit (last key scanned for Automatic Line Preference)	Isel-4
	(0)-5	For M2006	
	(0)-7	For M2008	
	(0)-27	For M2616, varies with number of add-on modules (Small System and CS 1000S)	
	(0)-59	For M2616, varies with number of add-on modules Prompted when CLS = IRA, NIA or OLA.	
LTN	1-253 0-15	Logical TN and AUX link number	ims-5
		This prompt appears when CLS = IMA and the valid APL link is defined in LD15.	
MARP	(NO) YES	Multiple Appearance Redirection Prime	basic-18
		Use TN as the Multiple Appearance DN Redirection Prime. The MARP prompt, or MARP information, appears following the DN KEY designation, and is associated with those DN assignments.	
MAUT	(NO) YES	Modify Authorization Codes for this telephone	ssau-19

Prompt	Response	Comment	Pack/Rel
		This prompt appears with Station Specific Authorization Codes (SSAU) package 229 and CLS = AUTR.	
MCCL	x y z u	<p>Number of clients per supported SIP Line type for a Universal Extension designated as a SIP Line. Where:</p> <ul style="list-style-type: none"> • x = number of clients on Nortel SIP lines (SIPN type) • y = number of clients on 3rd party SIP lines (SIP3 type) • z = number of clients on fixed mobile convergence SIP lines (FMCL type) • u = number of clients on telephony service SIP lines (TLSV type) 	sip_lines-6.00
MLNG	a...a	<p>Language selection for the M3902, M3903, M3904, M3905, I1110, I1120, I1130, I1140, I1150, I2001, I2002, I2004, or I2007. Where a...a is:</p> <ul style="list-style-type: none"> • <CR> no change • ENG, FRE, GER, DUT, SPA, ITA, NOR, SWE, DAN, POR, FIN, POL, CZE, HUN, JAP, RUS, LAT, TUR. 	basic-25.4
MLWU_LANG		<p>Language choice for Automatic Wakeup (AWU) calls.</p> <p>This entry defines the language presented for the Automatic Wakeup Recorded Announcement (RAN), for language 0 through 5 as follows:</p>	mlwu-19
	(0)	See RAN1/RAN2 in LD 15	
	1	See LA11/LA12 in LD 15	
	2	See LA21/LA22 in LD 15	
	3	See LA31/LA32 in LD 15	
	4	See LA41/LA42 in LD 15	
	5	See LA51/LA52 in LD 15	
	X	Precede with X to remove	

Prompt	Response	Comment	Pack/Rel
MOD	(NO)	Mode Network is required for Meridian Programmable Data Adapter	arie-14
	YES	Modem synchronizes to clock in external device, such as QMT21	
MODL	1-127	Model number for small systems	basic-16
		Model number for CS 1000S	basic-1
		This prompt appears for Small System and CS 1000S Model sets.	
MOTN		Main Office TN	sbo-2
	<CR> I s c u	Accept default when CS 1000S is the Main Office When Main Office is a Large System.	
MPHI	(NO) YES	Meridian Communications Unit used as MPH interface Prompted if TYPE = MCU.	mph-19
NAME		Calling Party Name Display name	cpnd-21
	aaaa,bbbb	First name comma Last name. For example, John Doe is entered as John,Doe. The first single comma is treated as the delimiter. Up to 27 characters (including the comma) can be input. The last occurrence of the first comma group serves as the name delimiter and is translated into a space between the first and last name.	
	aaaa	When the delimiter is omitted, the input is stored as a first name.	
	aaaa, ,bbbb	When the delimiter follows the input, the input is stored as the first name. When the delimiter precedes the input, the input is stored as a last name.	
NCOS	(0)-99	Network Class of Service group	ncos-1
NDID	xxxx	The SIP Lines Gateway (SLG) node identifier.	sip_lines-6.00

Prompt	Response	Comment	Pack/Rel
NEWTYP	a...a	Specifies the TN_TYPE to convert to. (TYPE responses begin on "TYPE " (page 218))	
NUID	aaaa	Network User ID for a dialable home system DN. Applies to IP Phones. Precede with X to delete.	grsec-4.0
NHTN	l s c u	Network Home system TN CS 1000M Large System and CS 1000E system. Prompted when NUID is defined.	grprim-4.00
	0000	0000 is a reserved TN to indicate the Network Home is a CS 2100 System. Not used if the Network Home is a CS 1000 System.	basic-5.00
NUMZONE	0-1023	Numbering zone.	zbd-6.00
OHID	(0)-9	Off-Hook Alarm Security DN index for off-hook or interdigit timeout. When a dial tone or interdigit timeout occurs on a set with Alarm Security Allowed (ASCA) Class of Service, the set is intercepted to a predefined DN. Enter the index number (0)-9 of the DN defined by LD 15 prompts ODNx.	basic-18
OPE	(NO) YES	Change data port Operating Parameters	mcu/arie-19
PAR	(SPAC) EVEN ODD MARK	Space Parity Even Parity Odd Parity Mark Parity	basic-1
PAGEOFST	<Page><KeyOffset>	Configure KEM key numbers for IP Phones that support Paging and have a specific number of KEMs configured.	basic-4.00

Prompt	Response	Comment	Pack/Rel
		<p>On IP Phone 2004, prompted if 1 KEM is configured and <CR> is entered at the KEY prompt. Where:</p> <ul style="list-style-type: none"> • Page = 0-1 • KeyOffset = 0-23 	
		<p>On IP Phone 1230, prompted if 1 or 2 KEMs are configured and <CR> is entered at the KEY prompt. Where:</p> <ul style="list-style-type: none"> • if KEM = 1, Page = 0-1 • if KEM = 2, Page = 2-3 • KeyOffset = 0-11 <p>Once values are entered for Page and KeyOffset, the KEY xx prompt is presented for assignment of a function to the calculated KEM key. The xx is replaced with the calculated KEM key number. When <CR> is entered after the assignment of a function to the KEM key, the PAGEOFST prompt is presented again. This loop continues until a<CR> is entered at the PAGEOFST prompt.</p>	basic-5.50
PBDO	(OFF) ON	<p>Port Busy when DTR off</p> <p>Disabled</p> <p>Key 7 is automatically assigned as the Make Set Busy (MSB) key</p> <p>Switching to any other mode forces PBDO to OFF. Prompted if TYPE = R232 in operating modes 8 or 12.</p>	dac-16
PLEV	0-(2)-7	<p>Priority Level, prompted with Priority Override/Forced Camp-On (POVR) package 186 or Enhanced DPNSS1 Services (DPNSS_ES) package 288</p> <p>2 = set can override sets of level 1 and 2, and can be overridden by sets of level 2-7.</p>	povr-20
POS	xxxx	<p>ACD position ID. Prompted when SFMT = AUTO, TNDN, TN or DN.</p>	basic-12

Prompt	Response	Comment	Pack/Rel
PRI		Priority level for Automatic Call Distribution (ACD) agent	pagt-12
	(1)-48	Valid range for systems 11C, 51C, 61C, and 81C.	
	(1)-32	Valid range for all other system options. The agent with the lowest number assigned has the highest priority and is the first ACD agent to receive calls. (Where Priority 1 has the highest priority level). PRI is prompted with Automatic Call Distribution, Priority Agent (PAGT) package 116 and CLS = AGN or SPV.	
PRM		Prompt for terminal or host mode	arie-14
	(ON)	Terminal or Keyboard dial mode, prompts are output by data unit	
	OFF	Host mode prompts are not output by data unit	
PROCEED			
	YES (NO)	Confirms that the System Administrator is aware of what features is lost and still wants to perform the conversion. Anything typed except YES implies NO	
PSDS	(NO) YES	Public Switched Data Service option With PSDS = YES, transmission is synchronous and the baud is 56K or 64K. 56K is the default.	arie-18
PSEL		Protocol Selection, DM-DM or T-link	arie-18
	(DMDM)	DMDM is used by Meridian 1 data devices such as ASIM, AIM, ADM, SADM, Asynchronous Data Option or ADO, and MPDA. MCA can use both protocols.	
	TLNK	TLNK protocol is used by SL-100 and DMS data devices This prompt appears if DTAO = MCA, or TYPE = MCU	

Prompt	Response	Comment	Pack/Rel
RCO	(0)-2	Ringing cycle option for Call Forward No Answer This prompt appears when CLS = FNA or MWA (or both)	uscr-18
REQ:		Request	basic-19
	?	To get a list of possible responses	
	CHG	Change existing data block	
	CPY 1-32	Copy or create 1 to 32 new station data block(s) automatically from the specified station data block. Model sets cannot be copied.	
	CHGTYP	Change type of an IP phone	basic-5.00
	END	Exit overlay program	basic-25.4
	MOV	<p>Move data block from one TN to another.</p> <p>MOV command can be used to move digital "IPE" telephones from one loop, shelf, card, unit to another lscu with the following restrictions (includes moves across Superloops):</p> <ul style="list-style-type: none"> -ACD sets must not be moved. Remove (out) data and re-enter at destination. -Cannot be used for Small System and CS 1000S Model sets <p>MOV command can be used to move digital "EPE" telephones from one unit or card to another, but does not support moving these phones across shelves or loops.</p> <p>MOV PAIR command can be used providing the system is on RIs 24 or 25. This command do not function properly on RIs 15 - 23. It is recommended to use MOV on these releases of software.</p>	

Prompt	Response	Comment	Pack/Rel
		<p>Note: If moving a voice unit with an associated data unit, the data unit must also be moved. On the NT8D02 DLC card, both voice and data TN's can be moved by the MOV PAIR command.</p> <p>Note: If Call Forward is activated prior to the set move, the Call Forward data is moved to the destination set.</p>	
	MOV PAIR	Move voice TN and data TN data blocks on NT8D02 Digital Line Card	
	NEW	Add new data block to the system	
	OUT	<p>Remove data block</p> <p>Before removing an ACD agent telephone, first remove the associated AGT key on the supervisor's telephone. Select OUT and then NEW when switching resources between virtual and actual ACD DN's, to avoid unwanted information on ACD-D reports.</p> <p>The following is a list of valid responses. For further information, consult the appropriate Overlay program.</p> <p>LD 32: CDSP CMIN CONV CPWD DISC DISI DISL DISN DISS DISU DSCT DSPS DSXP ENCT ENLC ENLG ENLL ENLN ENLS ENLU ENPS ENXP IDC IDCS IDU LBSY LDIS LIDL LMNT PBXT SDLC STAT SUPL TRK XNTT XPCT XPEC</p> <p>LD 20: LTN LUC LUDU LUU LUVU PRT</p> <p>LD 10: CHG CPY MOV NEW OUT</p>	
RNPG	(0)-4095	<p>Ringling Number Pickup Group</p> <p>To remove a telephone from a group, enter 0 in response to the RNPG prompt.</p>	grp-1
RTS	(ON) OFF	Request To Send applies only to asynchronous mode.	mca-18
SCI	(0)-7	Station Category Indication priority level	sci-7

Prompt	Response	Comment	Pack/Rel
		The station category number 1 to 7 must be defined as attendant console Incoming Call Indicator. LD 15 prompt ICI = CA1-CA7.	
SCPW	xxxx	Station Control Password Must equal Station Control Password Length (SCPL) as defined in LD 15. Not prompted if SCPL = 0. Precede with X to delete.	ffc-15
SECOND_DN		Second DN sharing the Voice Mailbox	vmba-19
	x...x	Second Directory Number. This DN can be up to 4 digits, up to 7 digits with Directory Number Expansion (DNXP) package 150.	
	X	Deletes the second directory number	
SFDN	xxxx	Secretarial Forwarding DN of secretary set This prompt appears if response to SFLT = BOSS.	ftcsf-15
SFLT		Secretarial Filtering	ftcsf-15
	(NO)	Assign no designation to telephone	
	BOSS	Designate telephone as a Boss set	
	SEC	Designate telephone as a Secretary set	
		SEC (NO) and <CR> takes you to the next prompt.	
		This prompt appears with Boss Secretary Filtering (FTCSF) package 198.	
SFMT		Select one of the following formats for the copy command. The DN can be up to 4 digits, up to 7 digits with Directory Number Expansion (DNXP) package 150.	basic-1
	TNDN	Manual selection of TNs and DNs or ACD position IDs for ACD telephones. The TN and DN or POS for ACD set prompts repeat n times as specified under the CPY n command.	
		TN I s c u TN of new set	

Prompt	Response	Comment	Pack/Rel
		DN xxxx DN of new set	
		POS xxxx ACD position ID of new set	
	TN	The new DNs or ACD position IDs for ACD telephones are provided by the system. You are prompted for the starting TN and DN or ACD position ID for ACD telephones and each TN. The TN prompt repeats n times as specified under the CPY n command.	
		TN l s c u TN of new set	
		DN xxxx DN of new set	
		POS xxxx ACD position ID of new set	
	DN	The new TNs are provided by the system. You are prompted for the starting TN and each DN or ACD position ID for ACD telephones. The DN or POS for ACD sets prompt repeats n times as specified under the CPY n command.	
		TN l s c u TN of new set	
		DN xxxx DN of new set	
		POS xxxx ACD position ID of new set	
	AUTO	The new TNs and DNs or ACD position IDs for ACD telephones are provided by the system. You are prompted for the starting TN and DN or ACD position ID for ACD telephones.	
		TN l s c u TN of new set	
		DN xxxx DN of new set	
		POS xxxx ACD position ID of new set	
SGRP	(0)-999	Scheduled Access Restriction group number This prompt appears with Scheduled Access Restrictions (SAR) package 162. Must have group defined in LD 88.	sar-20
SIPU	x...x	SIP Lines user id.	sip_lines-6.00

Prompt	Response	Comment	Pack/Rel
SPID	x...x	Supervisor Position ID DN SPID is prompted for ACD packages B, C, and D when CLS = AGN. SPID can be up to 4 digits, up to 7 digits with Directory Number Expansion (DNXP) package 150.	bacd-1
SPWD	xxxx	Secure Data Password This prompt appears only if the password is defined in LD 15. If the password is not entered, the security codes do not print when PRT is requested.	ssau-19
SSU	0-4095	System Speed Call List number Precede with X to delete.	ssc-2
SUPR	(NO) YES	SIP Line super user. Where: <ul style="list-style-type: none"> • NO = SIP line user is not a super user • YES = SIP Line user is a super user 	sip_lines-6.00
TEN	1-511	Tenant number This prompt appears if Multi-tenant is configured for the customer.	tens-7
TGAR	0-(1)-31	Trunk Group Access Restriction. The default of (1) automatically blocks direct access.	basic-1
THIRD_DN	x...x	Third DN sharing the Voice Mailbox Third Directory Number. This DN can be up to 4 digits, up to 7 digits with Directory Number Expansion (DNXP) package 150. X Deletes the third directory number	vmba-19
TN		Terminal Number. The TN defines the location of the telephone.	basic-1

Prompt	Response	Comment	Pack/Rel
	I s c u	<p>TN appears when REQ = NEW, CHG, MOV, MOV PAIR or OUT.</p> <p>Large System TN format: I s c u = loop, shelf, card, unit</p> <p>Where I =</p> <ul style="list-style-type: none"> • 0-159: loops, superloops must be multiples of four, starting with superloop 0 • 0-255: loops, Option 81C <p>Where s =</p> <ul style="list-style-type: none"> • 0-3: IPE shelves on loops defined TERM in LD 17 • 0-1: IPE shelves on loops defined TERD in LD 17 and superloops • 0: IPE shelf on loops defined TERQ in LD 17 <p>Where c =</p> <ul style="list-style-type: none"> • 1-10: IPE cards of dual and enhanced loops. • 0-15: IPE cards of superloops. <p>Where u =</p> <ul style="list-style-type: none"> • 0-3: single density units • 0-7: double density units • 0-15: integrated services digital line (ISDL) cards • 0-31: digital line cards or DLC <p>For a static voice or data TN, u = 0-31. To assign VCE to TNs (where u = 16-31), CLS must be FLXA. To assign DTA to TNs (where u = 0-15), CLS must be FLXA. See text regarding FLXA on "FLXA" (page 160) .</p>	fnf-25
	I s c u	<p>Format for CS 1000E, where:</p> <p>Where I = 0, 4, 8, - 252: superloop number, multiples of 4</p> <p>Where s =</p> <ul style="list-style-type: none"> • 0-1: MG 1000E on superloop • 0-1: MG 1010 on superloop <p>Where c =</p>	<p>basic-4.00</p> <p>basic-6.00</p>

Prompt	Response	Comment	Pack/Rel
		<ul style="list-style-type: none"> • 1-4, 7-10: chassis on superloop • 1-10: cabinet on superloop • 1-10: MG 1010 on superloop Where u = 0-31	basic-5.00 basic-6.00
	c u	Format for Small System, where c u = card, unit <ul style="list-style-type: none"> • c = 1-50 • u = 0-31 	basic-16
	c u	Format for CS 1000S, where c u = card, unit <ul style="list-style-type: none"> • c = 11-14, 17-24, 27-34, 37- 44, 47-50 • u = 0-31 	basic-1
	c u	Format for MG 1000B Chassis, where: c = card and u = unit <ul style="list-style-type: none"> • c = 0-4, 7-10 • u = 0-31 Format for MG 1000B Cabinet, where: c = card and u = unit <ul style="list-style-type: none"> • c = 0-10 • u = 0-31 <p>Note: For converted Small Systems only, the Meridian Mail card must be installed in slot 10 if Meridian Mail is to be supported.</p>	basic-4.00
	c u	Format for MG 1000T, where: <ul style="list-style-type: none"> • c = 0-4, 7-10, 11-14, 17-24, 27-34, 37- 44, 47-50 • u = 0-31 	basic-4.00
TOTN		To Terminal Number	basic-20
	l s c u	Format for Large System, where: l = loop, s = shelf, c = card, u = unit Format for CS 1000E, where: l = loop, s = shelf, c = card, u = unit	basic-4.00

Prompt	Response	Comment	Pack/Rel
	c u	Format for Small System, where: c u = card, unit TOTN is not prompted for Small System Model sets.	basic-16
	c u	Format for CS 1000S, where: c u = card, unit	basic-1.0
	c u	Format for MG 1000B, and MG 1000T, where: c = card and u = unit This prompt appears when REQ = MOV and is not prompted for Model sets.	basic-4.00
TOV		Timeout Value for the Data port, for M2006, M2008, M2216 and M2616 data port only	mcu/arie-19
	(0)	No Timeout	
	1	15 minutes	
	2	30 minutes	
	3	60 minutes	
TRAN		Port transmission type for the data port on M2006, M2008, M2216, M2616 telephones	mcu/arie-19
	(ASYN)	Asynchronous data transmission	
	SYN	Synchronous data transmission Asynchronous data modules cannot be set as synchronous. An MMPO with DTAO, MPDA, or MMPO supports SYN.	
TYPE:		Type of data block	basic-1
	?	To get a list of possible responses	
	1110	New IP phone types	
	1120		
	1130		
	1140		
	1145		
	1150		
	1160		
	2001		
	2002		
	2004		
	2004p1		

Prompt	Response	Comment	Pack/Rel
	2004p2		
	2007		
	2033		
	2210		
	2211		
	2212		
	6120		
	6140		
	2006	M2006 Digital telephone.1 DN per set	
	2006 M	M2006 Digital telephone Model set	
	2008	M2008 Digital telephone	
	2008 M	M2008 Digital telephone Model set	
	2016	M2016 Digital telephone	
	2216	M2216 Digital ACD telephone	
	2216 M	M2216 Digital ACD telephone Model set	
	2317	M2317 Digital telephone	
	2317 M	M2317 Digital telephone Model set	
	2616	M2616 Digital telephone	
	2616 M	M2616 Digital telephone Model set	
	3000	M3000 Digital Touchphone	
	3000 M	M3000 Digital Touchphone Model set	
	3901	M3901 Digital telephone	
	3902	M3902 Digital telephone	
	3903	M3903 Digital telephone	
	3903V	M3903 Virtual Terminal Set	arie-25
	3903H	M3903 Host Terminal Set	

Prompt	Response	Comment	Pack/Rel
	3904	M3904 Digital telephone	
	3904V	M3904 Virtual Terminal Set	arie-25
	3904H	M3904 Host Terminal Set	
	3905	M3905 Digital telephone.	
	CARD	Unused line card data block, used for Automatic Telephone Relocation.	
	CARDMLT	Multi-line Telephone Line Card	
	I2001	IP Phone 2001	basic-4.00
	I2002	IP Phone 2002	basic-2.0
	I2004	IP Phone 2004	basic-2.5
	I2050	IP Software Phone 2050	basic-2.0
	MCU	Meridian Communications Unit	
	MPORTBL	Mobility Portable	
	OOSMLT	Out of Service Multi-Line Terminal Unit Entering OOSMLT allows the administrator to mark any unit, regardless of card density or type, "Out of Service".	xpe-20
	PCA	Personal Call Assistant	pca-3.0
	R232	NT7D16 Data Access Card (DAC) port in RS-232 Data mode	
	R232 M	NT7D16 Data Access Card (DAC) port in RS-232 Data mode Model set	
	R422	NT7D16 Data Access Card (DAC) port in RS-422 mode	
	R422 M	NT7D16 Data Access Card (DAC) port in RS-422 mode Model set	

Prompt	Response	Comment	Pack/Rel
		The M2006, M2008, M2216, and M2616 require ISDL line card Version C or greater. The data port requires specific key assignments.	
	VOLO	Mnemonic to configure an emergency TN	basic-5.00
	1210	New IP Phone 1200 Series types.	basic-5.50
	1220		
	1230		
	UEXT	Universal extension. Indicates that the TN is used by a universal extension client.	mobx-5.50
UXID	<CLID>	Calling Line ID of the Universal Extension client. Where <CLID> = 1-16 digit number (excluding 0). Must be entered if UXTY = MOBX; optional for other Universal Extension types.	mobx-5.50
UXTY		Universal Extension type. Prompted only if TYPE = UEXT.	basic-5.50
	MOBX	Mobile Extension Line	mobx-5.50
	TLSV	Telephony Services	tlsv-5.50
	FMCL	Fixed Mobile Convergence Line (reserved for future use)	
	SIPN	Nortel SIP Line	
	SIP3	Third Party SIP line	
	SIPL	SIP Lines client	sip_lines-6.00
		Note: Universal Extension type cannot be changed on a Universal Extension. The Universal Extension must be removed (OUT) and configured again (NEW) to change the Universal Extension type.	
V25	(NO) YES	V.25 bis option, synchronous mode only.	arie-18
VLL	(OFF) ON	Virtual Leased Line	arie-14
VMB		Voice Mailbox	vmba-19
	NEW	Add Voice Mailbox	
	CHG	Change Voice Mailbox	

Prompt	Response	Comment	Pack/Rel
	OUT	Remove Voice Mailbox This prompt appears with Voice Mailbox Administration (VMBA) package 246.	
VMB_COS	0-127	Voice Mailbox Class of Service Valid range	vmba-19
WIRE	(OFF) ON	Wire test. Prompted if TYPE = R232 or R422. Wire test disabled System automatically tests wiring/cabling when DAC installed.	dac-16
XLST	(0)-254	Pretranslation group associated with this station.	pre-8
XPLN	xx	Expected name length	cpnd-19
ZONE	0-255	Zone Number to which the IP Phone belongs The zone prompt applies only when the IP Phone type is 2001, 2002, 2004, and 2050. Zone number is not checked against Overlay 117.	basic-25

LD 12: Attendant Consoles

This program allows data blocks for attendant consoles to be created or modified.

When the Overlay is loaded the available system memory, disk records and system configuration limits are output in a header as follows:

```
>ld 12
ATT000
MEM AVAIL: (U/P): xxxxxx USED: xxxxx TOT: xxxxxxx
TNS AVAIL: xxxxx USED: xxxxx TOT: xxxxx
ATTENDANT CONSOLES AVAIL: xxxxx USED: xx TOT: xxxxx
```

If an License limit is set to the maximum value 32767, then the information for that License do not be printed. This does not apply for the TNs License.

Prompts and responses

Prompt	Response	Comment
REQ:	aaa	Request (aaa = NEW, CHG, END, MOV, OUT)
TYPE:	a...a	Type of data block (a...a = 2250, or PWR)
TN	l s c u	Terminal Number (l s c u ranges are defined on "TN" (page 233))
CTYP	(XDLC) EDLC	Card type
CDEN	aa	Card Density (aa = SD or DD)
SETN	l s c u	Second Terminal Number (l s c u ranges are defined on "TN" (page 233))
CDEN	aa	Card Density of Second Terminal Number (aa = SD or DD)
TOTN	l s c u	To Terminal Number (l s c u ranges are defined on "TN" (page 233))
CUST	xx	Customer number
NUMZONE	0-1023	Numbering zone Package 420 (Zone Based Dialing) must be equipped.

Prompt	Response	Comment
ANUM	1-63	Attendant Number
IADN	xxxx	Individual Attendant DN for this console
ERL	(0)-65535	Current ERL
ALPD	(NO) YES	Alphanumeric Display
DLEN	xx	Display Length (aa = (8) or 16)
SSU	yyyy	System Speed Call User list number
ICDR	(ICDD) ICDA	Internal Call Detail Recording (Denied) Allowed
- ABAN	(ABDD) ABDA	Abandoned call record and time to answer (Denied) Allowed
CPND	(CNDD) CNDA	Call Party Name Display feature (Denied) Allowed
- DNDI	(DNDD) DNDA	Dialed Name Display (Denied) Allowed
LANG	(00)-15	Language to download to M2250 on Sysload
EBLF	(BLFD) BLFA	Enhanced Busy Lamp Field (Denied) Allowed
SGRP	(0)-999	Scheduled Access Restriction Group number
PRES	0-19	ICI keys to have Presentation Status
QTHM	(NO) YES	Queue Thermometer equipped
- QDIS	0-3 0-19	Queue Thermometer Display position, and ICI key number
ICP	(NO) YES	Intercept Computer available
- ICT	0-<NIPN>	Intercept Computer Terminal or printer number
AADN	xxxx	Attendant Alternate Answering DN
DNAN	(DNAA) DNAD	(ANI DN used for 3WT ANI messages) or Outgoing CDTI2/CSDTI2 route ANDN is used as DN in ANI messages
DAPC	(DAPA) DAPD	Dial Access Prefix on Console
KEY	xx aaa yyyy	Key (KEY responses begin on "KEY" (page 227))

Alphabetical list of prompts

Prompt	Response	Comment	Pack/Rel
AADN	x...x	Attendant Alternate Answering DN	aaa-15
		This DN can be up to 4 digits, up to 7 digits with Directory Number Expansion (DNXP) package 150. The DN must be a valid station DN or ACD DN. This prompt appears with Attendant Alternative Answering (AAA) package 174.	

Prompt	Response	Comment	Pack/Rel
ABAN	(ABDD)	Abandoned call record and time to answer Denied	fcdr-18
	ABDA	Abandoned call record and time to answer Allowed ABDA generates a B-Record in CDR reports. Refer to the <i>Call Detail Reporting</i> NTP for more information. ABAN appears with New Format Call Detail Recording (FCDR) package 234.	
ALPD		Alphanumeric Display	basic-12
	(NO) Yes	QCW3 Attendant Console QCW4 Attendant Console This prompt appears when TYPE = ATT.	
ANUM	1-63	Attendant Number	basic-1
CDEN	SD	Single Card Density	basic-7
	DD	Double Card Density If the loop is a single density loop, the default is single density. If the loop is a double density, the default is double density. If the loop is a quad density, there is no default. This prompt appears when TYPE = ATT or 1250 and the loop is a single or double density.	
CPND	(CNDD)	Call Party Name Display feature Denied	cpnd-12
	CNDA	Call Party Name Display feature Allowed Prompted when TYPE = 2250 and has Calling Party Name Display (CPND) package 95 and OPT = IDP in LD 15.	
CTYP	(XDLC)	Card type is 16 port DLC	basic-25
	EDLC	Card type is 24 port DLCVCE/DTA Note: EDLC not supported on Small Systems and CS 1000S.	

Prompt	Response	Comment	Pack/Rel
CUST	xx	Customer number associated with this set Customer number is defined in LD 15.	basic-1
DAPC	(DAPA) DAPD	Dial Access Prefix on Console Display Access Prefix Allowed Display Access Prefix Denied	isdn-24
DLEN	(8) 16	Display Length QCW2 Attendant Console QCW3 or QCW4 Attendant Console Prompted when TYPE = ATT. DLEN applies for only a QCW type console.	basic-1
DNAN	(DNAA) DNAD	ANI DN is used as the Customer Listed Directory Number 0 (as defined in LD 15). Outgoing CDTI2/CSDTI2 route ANDN is used as DN in ANI messages. Prompted with Commonwealth of Independent States (CIST) package 221.	cist-21
DNDI	(DNDD) DNDA	Dialed Name Display Denied Dialed Name Display Allowed Prompted if TYPE is 2250 and CPND = CNDA.	cpnd-13
EBLF	(BLFD) BLFA	Enhanced Busy Lamp Field Denied Enhanced Busy Lamp Field Allowed Prompted when TYPE = 2250 and OPT = IBL or ILF in LD 15.	basic-15
ERL	<CR> 0-65535 X	Current Emergency Response Locator Enter no value to make this TN Auto Update. Enter a value to statically configure this TN (Manual Update). Enter 'X' to remove the existing value.	basic-5.00

Prompt	Response	Comment	Pack/Rel
IADN	xxxx	Individual Attendant DN for this console. The Individual Attendant DN can be up to 4 digits, up to 7 digits with Directory Number Expansion (DNXP) package 150. Precede with 'X' to delete an existing IADN.	basic- 23
ICDR	(ICDD)	Internal Call Detail Recording Denied	icdr-10
	ICDA	Internal Call Detail Recording Allowed ICDA generates an L-Record in CDR reports. Refer to the <i>Call Detail Reporting</i> NTP for more information. ICDR is prompted with Internal Call Detail Recording (ICDR) package 108.	
ICP	(NO) YES	Intercept Computer available Prompted when: 1. Intercept Computer Interface (ICP) package 143 is equipped 2. LD 17 ADAN USER is set for ICP 3. LD 15 prompt ICP = YES	icp-16
ICT	0-<NIPN>	Intercept Computer Terminal or printer number Number of Intercept Positions (NIPN) is defined in LD 15.	icp-16
KEY	xx aaa yyyy	Console Key. Where: <ul style="list-style-type: none"> • xx = key number 0-19 for M2250 consoles • aaa = key name or function • yyyy = additional information required for the key 	basic-1
	xx ADL yy z...z		basic-1

Prompt	Response	Comment	Pack/Rel
		Autodial key. Where: <ul style="list-style-type: none"> • xx = key number • yy = ADL DN, maximum length is 31 digits. • z...z = actual Autodial DN is optional 	
	xx AUTO yyy...y	Direct Autoline DN, where: xx = Key number (0 - 19) yyy...y = Autoline DN. The Autoline DN can be 1 - 31 digits.	basic- 23
	xx AWU	Automatic Wake Up key (cannot be key 0 or 1)	awu-10
	01 BIN	Allow Barge-In on key 01.	basic-1
		Allow both Barge-In and Attendant Monitor on key 01 if China Attendant Monitor Package (CHINA) package 285 is equipped. Must have OPT = AMA in LD15.	china-21
	xx BKI	Break-In key	bki-1
	00 BVR	Allow Busy Verify on key 0.	basic-1
		Allow both Busy Verify and Attendant Monitor on key 00 if China Attendant Monitor Package (CHINA) package 285 is equipped. Must have OPT = AMA in LD15.	china-21
	xx CHG	Charge account key	fca-1
	xx COS	Controlled Class of Service key	eccs-15
	xx CPN	Calling Party Number key	cab-1
	xx DCW	Display Call Waiting key	basic-1

Prompt	Response	Comment	Pack/Rel
	xx DDL	Do Not Disturb Individual key	dndi-1
	xx DDT	Display Date key	basic-1
	xx DPD	Display Destination key	basic-1
	xx DPS	Display Source key	basic-1
	xx DRC	DID Route Control key	basic-1
	xx DTM	Display Time key	basic-1
	xx EES	End-to-End Signaling key (cannot be key 0 or 1)	basic-1
	xx FLH	DSN Flash key	atvn
	xx FOV	DSN Flash Override key	atvn
	xx GND yy	Group Do Not Disturb key Where: yy = group number = 0-99	dngd-1
	xx IMM	DSN Immedicate key	
	xx LTA	Low Tape Alarm key for mini CDR	cdr-8
	xx MCK	Message Cancellation key Turns off indication at a telephone.	mwc-1
	xx MDT	Maintain Change/Display Date key	tad-1
	xx MIK	Message Indication key Turns on indication at a telephone.	mwc-1
	xx MTM	Maintain Change/Display Time key	tad-1
	xx MTR	Meter key	mr-10

Prompt	Response	Comment	Pack/Rel
	xx NAS	Network Attendant Service key	nas-20
	xx NUL	Remove feature or function from key	basic-1
	xx PAG yyyy	Paging key Where: yyyy = Route Access Code. This number can be up to 4 digits, up to 7 digits with Directory Number Expansion (DNXP) package 150. The route must be defined in LD 16.	basic-1
	xx PRG	Attendant Administration Program key	aa-1
	xx PRK	Call Park key	cprk-2
	xx PRY	DSN Priority key	atvn
	xx RDL	Redial stored number	basic-1
	xx RFW	Attendant Remote Call Forward key	arfw-20
	xx RPAG yyyy	Radio Paging key Where: yyyy = Route Access Code Coordinated Dialing Plan (CDP), Trunk Steering Codes (TSC) and Distant Steering Codes (DSC) can be entered against yyyy.	rpa-15
	xx RTC	Routing Controls key This key activates the NCOS map defined in LD 86. Must have Network Class of Service (NCOS) package 32.	bars-1
	xx SACP	Semi-Automatic Camp-On key Must have Semi-Automatic Camp-On (SACP) package 181.	sacp-20
	xx SCC yyyy	Speed Call Controller key Where: yyyy = list number, 0-8190	optf-1

Prompt	Response	Comment	Pack/Rel
	xx SECL	Series Call key Must have Series Call (SECL) package 191	secl-15
	xx SSC yyyy	System Speed Call controller key Where: yyyy = list number, 0-4095	ssc-2
	xxTHF	Trunk Switch Hook Flash key	thf-20
	xx TRC	Malicious Call Trace key Must have Malicious Call Trace (MCT) package 107.	mct-10
LANG	(00)-15	Language to download to M2250 on Sysload Language choices: <ul style="list-style-type: none"> • (00) - English • 01 - French • 02 - Spanish • 03 - German • 04 - Italian • 05 - Norwegian • 06 - Galic • 07 - Turkish • 08 - Katakana • 09 - People's Republic of China • 10 - Taiwan • 11 - Korean • 12 - Polish • 13 - Czech/Slovak • 14 - Hungarian • 15 - No language assigned 	basic-1
NUMZONE	0-1023	Numbering zone	zbd-6.00
PRES	0-19	ICI keys to have Presentation Status	coop-14

Prompt	Response	Comment	Pack/Rel																				
		Up to 20 fields can be input, fields must be separated by a space.																					
QDIS	0-3 0-19	Queue Thermometer Display position, and ICI key number	coop-14																				
	0-3 REST	Queue Thermometer Display position, all ICI keys that are not displayed on any other displays for the Queue Thermometer																					
	0-3 NUL	Queue Thermometer Display position, no ICI key assigned																					
	<CR>	Stop the repetition of this prompt																					
QTHM	(NO) YES	Queue Thermometer equipped Prompted with Console Operations (COOP) package 169.	coop-14																				
REQ		Request	basic-1																				
	CHG	Change existing data																					
	END	Exit overlay program																					
	MOV	Move from one TN to another. CAUTION: There is a possibility of data corruption when consoles are moved using this response. Trunk and Attendant Consoles cannot be moved across loops or superloops. Console data must be deleted "Out data" and reentered in the new location.	basic-25.4																				
		<p>Note: Superloops on an Small System are as follows: internal superloops in a 2 cabinet Option11C system are (4 slots per Sloop):</p> <table border="0"> <tr> <td>slots</td> <td>1- 4</td> <td>5 - 8</td> <td>9 - 12</td> <td>13 -</td> </tr> <tr> <td></td> <td>16</td> <td>17 - 20</td> <td colspan="2">----- -----</td> </tr> <tr> <td></td> <td></td> <td></td> <td colspan="2">----- </td> </tr> <tr> <td></td> <td></td> <td>cabinet 0</td> <td colspan="2">cabinet 1</td> </tr> </table>	slots	1- 4	5 - 8	9 - 12	13 -		16	17 - 20	----- -----					-----				cabinet 0	cabinet 1		
slots	1- 4	5 - 8	9 - 12	13 -																			
	16	17 - 20	----- -----																				

		cabinet 0	cabinet 1																				
	NEW	Add new data to the system																					
SETN		Second Terminal Number	basic-1																				

Prompt	Response	Comment	Pack/Rel
	l s c u	Large System TN format, Where: l s c u = loop, shelf, card, unit Format for CS 1000E, Where: l s c u = loop, shelf, card, unit	basic-4.00
	c u	Small System and CS 1000S format SETN must have same loop, shelf and card as the primary TN if TYPE = 2250. This cannot be a phantom loop.	
SGRP	(0)-999	Scheduled Access Restriction (SAR) Group number Prompted with SAR package 162. Must have group defined in LD 88.	sar-20
SSU	yyyy	System Speed Call User list number Where: yyyy = 0-4095	ssc-2
TN	l s c u	Terminal Number. The TN defines the location of the console. For Meridian: l s c u = loop, shelf, card, unit The range values are as follows: Where l = <ul style="list-style-type: none"> 0 - 159: loops, superloops must be multiples of 4, starting with superloop 0 0 - 255: loops, Option 81C Where s = <ul style="list-style-type: none"> 0 - 3: IPE shelves on loops defined as TERM in LD 17 0 - 1: IPE shelves on loops defined as TERD in LD 17 and superloops 0: IPE shelf on loops defined as TERQ in LD 17 	basic-1

Prompt	Response	Comment	Pack/Rel
		Where c = <ul style="list-style-type: none"> 1 - 10: IPE cards of dual and enhanced loops 0 - 15: IPE cards of superloops 	
		Where u = <ul style="list-style-type: none"> 0 - 3: single density units 0 - 7: double density units 0 - 7: integrated services digital line(ISDL) cards 0 - 15: digital line cards (DLC) 	
	I s c u	Format for CS 1000E, Where l = 0, 4, 8, - 252: superloop number in multiples of 4	basic-4.00
		Where s = <ul style="list-style-type: none"> 0-1: MG 1000E on superloop 0-1: MG 1010 on superloop 	basic-6.00
		Where c = <ul style="list-style-type: none"> 1-4, 7-10: chassis on superloop 1-10: cabinet on superloop 1-10: MG 1010 on superloop 	basic-5.00 basic-6.00
		Where u = 0-31	
	c u	For Small System: c u = card, unit <ul style="list-style-type: none"> c = 1 - 50 u = 0 - 15 	basic-16
TOTN	I s c u	To Terminal Number. Prompted when REQ = MOV. TOTN cannot be a phantom loop.	basic-1
	I s c u	Format for Large System, where: l = loop, s = shelf, c = card, u = unit	
		Format for CS 1000E, where: l = loop, s = shelf, c = card, u = unit	basic-4.00

Prompt	Response	Comment	Pack/Rel
	c u	Format for Small System, where: c u = card, unit TOTN is not prompted for Small System Model sets.	basic-16
	c u	Format for CS 1000S, where: c u = card, unit	basic-1.0
	c u	Format for MG 1000B, and MG 1000T, where: c = card and u = unit	basic-4.00
TYPE		Type of data block	basic-1
	2250	M2250 Console data block M2250 requires an ISDLC Card or a Digital Line Card.	
	PWR	Power data block TN used for power or Attendant Supervisory Module (ASM). Third and fourth TNs used for power, or third TN for ASM and fourth and fifth TNs used for power.	

LD 13: Digitone Receivers, Tone Detectors, Multifrequency Senders and Receivers

This program enables the administrator to create or modify data blocks for the following:

- Digitone Receivers (DTR)
- SL-1 Tone Detectors (TDET)
- Multifrequency Receivers (MFR)
- Dial Tone Detectors (DTD)
- Multifrequency Signaling for Socotel (MFE) Senders/Receivers
- 2/5 Spanish KD3 MF Signalling (MFK5)
- 2/6 Spanish KD3 MF Signaling (MFK6)
- Extended Dial Tone Detector/Digitone Receivers (XTD)
- Multifrequency Compelled (MFC) Senders/Receivers
- Extended CLASS Modem Card (XCMC)

These cards are used by 2500-type telephones and trunks that send DTMF tones to the system, and by MF trunks to send MF tones to the system. All 2500 sets and some trunks must have Class of Service (CLS) defined as Digitone (DTN). MF reception is available to QPC916 cards only.

When the Overlay is loaded the available system memory, disk records and system configuration limits are output in a header as follows:

```
DTR000
MEM AVAIL: (U/P): xxxxxx  USED: xxxxx  TOT: xxxxxxxx
DISK RECS AVAIL: xxx
TNS AVAIL: xxxxx  USED: xxxxx  TOT: xxxxx
```

If an License limit is set to the maximum value 32767, then the information for that License do not be printed. This does not apply for the TNs License.

Prompts and responses

Prompt	Response	Comment
REQ:	aaa	Request (aaa = CHG, END, MOV, NEW, or OUT)
TYPE:	a...a	Type of data block (a...a = DTD, DTR, MFC, MFE, MFK5, MFK6, MFR, TDET, CMODCMOD or XTD)
TN	l s c u	Terminal Number (l s c u ranges are defined on "TN" (page 239))
POLR	a...a	Polarity of LED messages for DTD (a...a = (NORM) or REV)
XTDT	(0)-7	Extended Tone Detector Table number
- DTO	(NO) YES	Dial Tone Detection Only
CDEN	aa	Card Density (aa = SD, DD, or 4D)
TOTN	l s c u	To Terminal Number (l s c u ranges are defined on "TN" (page 239))

Alphabetical list of prompts

Prompt	Response	Comment	Pack/Rel
CDEN		Card Density	basic-1
	SD	Enter SD if this unit is on a single density circuit card. The card density cannot be changed from DD to SD if more than one unit is assigned.	
	DD	Enter DD if this unit is on a double density circuit card. DD is not allowed if the network loop is not configured for double density	
	4D	Enter 4D if this unit is on a quadruple density circuit card. 4D is not allowed if the network loop is not configured for quadruple density	
	<CR>	If REQ = NEW and TYPE = DTR then CDEN is set to the default density as specified in the configuration record.	
DTO		Dial Tone Detection Only	dtd-10
	(NO)	Do not disable DTR Detection	
	YES	Disable DTR detection, only perform dial tone detection.	

Prompt	Response	Comment	Pack/Rel
		Prompted when TYPE = XTD	
POLR		Polarity of LED messages	dtd-10
	(NORM)	Normal	
	REV	Reversed	
REQ		Request	basic-1
	CHG	Change existing data	
	END	Exit overlay program	
	MOV	Move Digitone Receiver, Tone Detectors, MF Senders and Receivers from one TN to another CAUTION: There is a possibility of data corruption when Digitone Receivers are moved using this response.	
		MOV command not supported due to complexity of restrictions and the risk of data corruption if restrictions not adhered to. Limited usefulness.	basic-25.4
	NEW	Add new data to the system	
	OUT	Remove information from data block	
TN		Terminal Number	basic-1
	I s c u	For Meridian: I s c u = loop, shelf, card, unit	fnf-25
		The range values are as follows:	
		Where I =	
		0 - 159: loops, superloops must be multiples of 4, starting with superloop 0	
		0 - 255: loops, Systems with Fibre Network Fabric	
		Where s =	

Prompt	Response	Comment	Pack/Rel
		0 - 3: IPE shelves on loops defined as TERM in LD 17	
		0 - 1: IPE shelves on loops defined as TERD in LD 17 and superloops	
		0: IPE shelf on loops defined as TERQ in LD 17	
		Where c =	
		1 - 10: IPE cards of dual and enhanced loops	
	l s c u	Format for CS 1000E, Where l = 0, 4, 8, - 252: superloop number in multiples of 4	basic-4.00
		Where s =	
		<ul style="list-style-type: none"> 0-1: MG 1000E on superloop 0-1: MG 1010 on superloop 	basic-6.00
		Where c =	
		<ul style="list-style-type: none"> 1-4, 7-10: chassis on superloop 1-10: cabinet on superloop 1-10: MG 1010 on superloop 	basic-5.00 basic-6.00
		Where u = 0-31	
	c u	For Small System: c u = card, unit	
		The range values are:	
		c = 1-50	
		u = 0-7	
		u = 8-11 when TYPE = MFR, MFC, MFE, MFK5, MFK6 for Card 0	
		Note that units 0-7 must be of one type. Units 8-15 must also be of one type. The new MFC/MFE/MFK5/MFK6 units on Card 0 must be enabled using the ENLX 0 command in LD 34.	

Prompt	Response	Comment	Pack/Rel
TOTN	l s c u	To Terminal Number. Prompted when REQ = MOV.	basic-1
	l s c u	Format for Large System, where: l = loop, s = shelf, c = card, u = unit Format for CS 1000E, where: l = loop, s = shelf, c = card, u = unit	basic-4.00
	c u	Format for Small System, where: c u = card, unit TOTN is not prompted for Small System Model sets.	basic-16
	cu	Format for CS 1000S, where: c u = card, unit	basic-1.0
	c u	Format for MG 1000B, and MG 1000T, where: c = card and u = unit	basic-4.00
TYPE		Type of data block	basic-1
	CMOD	CLASS modem unit. A CLASS modem unit is configured on the XCMC card. A maximum of 32 units can be configured on the XCMC card.	cname-23 cnumb-23
	DTD	Dial Tone Detector data block	
	DTR	Digitone Receiver data block	
	MFC	Multifrequency Compelled sender/receiver data block Multifrequency Compelled Signaling (MFC) package 128 is required.	
	MFE	Multifrequency Signaling for Socotel sender/receiver data block. Multifrequency Signaling for Socotel (MFE) package 135 is required.	mfe-10
	MFK5	2/5 Spanish KD3 MF Signaling	kd3-20
	MFK6	2/6 Spanish KD3 MF Signaling	kd3-20
	MFR	Multifrequency Receiver data block MFR applies to Feature Group D. Up to 255 MF Receivers can be defined. Only units 0 and 1 can be used. Feature Group D (FGD) package 158 is required.	

Prompt	Response	Comment	Pack/Rel
	TDET	Tone Detector data block (Not supported on Small System)	
	XTD	Extended Dial Tone Detector and Digitone Receiver data block	
XTDT	(0)-7	Extended Tone Detector Table number If a table other than 0 is entered, it must exist in LD 97. This prompt appears when TYPE = XTD.	tdet-7

LD 14: Trunk Data Block

This program allows data blocks for trunks to be created or modified.

When the Overlay is loaded the available system memory, disk records and system configuration limits are output in a header as follows:

```
>ld 14
```

```
TRK000 MEM AVAIL: (U/P): xxxxxx USE D: xxxxx TOT: xxxxxxxx
DISK RECS AVAIL: xxx
TNS AVAIL: (U/P): xxxxxx USE D: xxxxx TOT: xxxxxxxx
RAN CON AVAIL: (U/P): xxxxxx USE D: xxxxx TOT: xxxxxxxx
MUS CON AVAIL: (U/P): xxxxxx USE D: xxxxx TOT: xxxxxxxx
AST SET AVAIL: xxxxx USED: xxxxx TOT: xxxxx
ITG ISDN TRUNKS AVAIL: xxxxx USED: xxxxx TOT: xxxxx
TRADITIONAL TRUNKS AVAIL: xxxxx USED: xx TOT: xxxxx
```

If an License limit is set to the maximum value 32767, then the information for that License do not be printed. This does not apply for the TNs License. The header includes Recorded Announcement Broadcast, Music Broadcast connections and Associated trunk License information.

After making any changes to the trunk data block, IPE trunk cards must be downloaded with **ENLC 1 s c** command in LD 32.

The Group Hunt/DN Access to SCL package or PLDN package 120 allows an asterisk (*) or double asterisk (**) as a valid input to a number of prompts, usually the asterisk is part of a dialed number. Without this package, for example, inputting one asterisk causes the system to reissue the last prompt, and two asterisks causes a restart of the Overlay at REQ.

Prompts and responses

Prompt	Response	Comment
REQ	a...a	Request (a...a = CHG, END, MOV, LCHG, NEW x, or OUT x)
TYPE	a...a	Type of data block (TYPE responses begin on "TYPE" (page 270))

Prompt	Response	Comment
T_TN	l ch	Loop number and channel for tandem PRI connection
- IPRI	l ch	Loop number and channel for incoming PRI channel
- OPRI	l ch	Loop number and channel for outgoing PRI channel
MODL	-127	Model number for Small System and CS 1000S
TN	l s c u	Terminal Number (l s c u ranges are defined on "TN" (page 268))
DES	x...x	Designator field for trunk (0-16 character alphanumeric)
CDEN	aa	Card Density (aa = SD, DD, 4D, or 8D)
XTRK	a...a	Extended Trunk (a...a = DB32, DB96, EXUT, ITG1, ITG2, ITG8, ITGP, MC8, MC32, M32S, XCOT, XDID, XEM, XFEM, or XUT)
MAXU	1 - 32	Maximum number of IP units supported (ITG card version dependant)
IPTN	(NO) YES	ITG card Physical TN.
ZONE	0-255	Zone number
FWTM	(NO) YES	Firmware Timing for trunk hook flash
SXS	(NO) YES	Step-by-step CO trunk
SICA	(1)-16	Signaling Category table number
PDCA	(1)-16	Pad Category table number for PRI2,DTI2,JDM,PRI,DTI trunks
PCML	aa	Pulse Code Modulation Law (aa = MU or A)
TOTN	l s c u	TO Terminal Number
DDSL	0-15	Digital DASS2/DPNSS Signaling Link (NT hardware)
DTSL	0-159	Digital Trunk Signaling Link (GPT hardware)
SIGL	aaa	Level 3 Signaling
CUST	xx	Customer number associated with this trunk
SFEX	(NO) YES	Special digital FEX trunk
IAPG	(0)-15	Event Group for USM message
NCOS	xx	Network Class of Service group
RTMB	xxx xxx	Route number, Member number
CONN	(4)-48	Maximum number of broadcast connections allowed for this trunk.
INC	(YES) NO	Increasing channel numbers and decreasing member numbers
PRIO	aaa	Priority designation (aaa = (XHP) or YLP)
CHID	xxxx	Channel ID for this trunk.
SREF	1-9999999	ISDN Semi Permanent Connection (ISPC) Reference Number
SDCH	(NO) YES	Is the ISPC link used by a D-channel?
SMAS	(NO) YES	Is this ISPC acting as a MASTER when connecting data interfaces to the ISPC link?
MTN	l s c u	Modem Terminal Number

Prompt	Response	Comment
NMUS	(NO) YES	Network Music
PRDN	xxxx	Private Line Directory Number
CMF	(NO) YES	Call Modification Features restriction
RLDN	xxxx	Release Link Trunk Directory Number
NGRP	(0)-9	Night Service Group number
NITE	xxxx	Night Service directory number
ATDN	xxxx	Auto Terminate DN
MNDN	xxxx	Manual Directory Number
TGAR	xx	Trunk Group Access Restriction
SIGL	aaa	Trunk Signaling (SIGL responses begin on "SIGL" (page 262))
XDIC	aaa	Outpulsing for DIC trunks (aaa = (MUT) or NOR)
EMTY	aaa	E & M Type (aaa = (TY2), TY1, or BPO)
CPAD	a...a	Carrier Pad out or Carrier Pad in for 4-wire E & M duplex trunks (a...a = (COUT) or CIN)
LDOP	a...a	Loop Dial Outpulsing (a...a = (LOOP) or BOP)
TIMP	x...x	Termination Impedance
BIMP	a...a	Balance Impedance (a...a = (3COM), 600, 900, or 3CM2)
AUTO_BIMP		
	(NO) YES	Automatic Balance Impedance Option
STRI	a...a	Start arrangement Incoming (a...a = DDL, IMM, MWNK, OWK, PTSD, SACK, RT, or WNK)
STRO	a...a	Start arrangement Outgoing (a...a = DDL, IMM, MWNK, OWK, PTSD, SACK, RT, or WNK)
SUPN	(NO) YES	Answer and disconnect Supervision required
- STYP	a...a	Supervision Type (a...a = ARF, BAT, BST, BTS, JDID, JCO, LBS, PIP, and PSP)
AST	(NO) YES	Associated trunk for CTI trunk Monitoring and Control
SEIZ	(NO) YES	Automatic Guard Detection for outgoing trunk
PPID	(0)-15	Periodic Pulse Metering country ID
BTID	(0)-15	Busy Tone country ID
CLS	a...a	Class of Service (CLS responses begin on "CLS" (page 248))
MFL	(0)-15	Multifrequency digit level
MFLI	(0) 1	Multifrequency transmit level identifier
MFPD	(NO) YES	Multifrequency PAD
BTDT	(0)-7	Busy Tone Detection Table

Prompt	Response	Comment
FCAR	(NO) YES	Forced Charge Account
TKID	nnnnnnn	Trunk Identifier
DTCR	(NO) YES	Digit Collection Ready
CFLP	0-159	Music Conference Loop

Alphabetical list of prompts

Prompt	Response	Comment	Pack/Rel
AST	(NO) YES	Associated trunk for CTI trunk Monitoring and Control	basic-23
ATDN	x...x	Auto Terminate DN This DN can be up to 4 digits, up to 7 digits with Directory Number Expansion (DNXP) package 150. A Group Hunt pilot DN can be entered. If a DNIS route is defined, then the response can only be an ACD DN. If no DN is assigned, the NITE number of the trunk is used. Must have AUTO = YES in LD 16. Not prompted for Option 11C models.	disa-1
AUTO_BIMP	(NO) YES	Enable Automatic Balance Impedance Option. Prompted only for EXUT type trunks. Not supported on dual Busy Tone Detection card (NT5D31).	btd-23
BIMP	(3COM)	3-component Complex Impedance 600 Not prompted for RAN which exclusively uses 600 900 Not prompted for XEM trunks 3CM2 For XUT trunks, the Termination Impedance (TIMP) must be compatible with the Balance Impedance (BIMP). See prompt TIMP for allowed combinations of BIMP/TIMP. When using the Enhanced Universal Trunk card only 600 or 900 ³ / ₄ terminating impedance is allowed. However, more Terminating and Balance Impedance (BIMP) combinations are available.	tip/ xpe-1 9

Prompt	Response	Comment	Pack/Rel																								
		In the case of AUTO_BIMP, this BIMP value is used as default value if an optimum AUTO_BIMP is not found or if the AUTO_BIMP test is not complete.	btd-23																								
		The Terminating and Balance Impedance options are listed below.																									
		<table border="1"> <thead> <tr> <th><u>TIMP</u></th> <th><u>BIMP</u></th> </tr> </thead> <tbody> <tr> <td>600</td> <td>600</td> </tr> <tr> <td>600</td> <td>3COM</td> </tr> <tr> <td>900</td> <td>3COM</td> </tr> <tr> <td>900</td> <td>900</td> </tr> <tr> <td>900</td> <td>3CM2</td> </tr> <tr> <td>600</td> <td>3CM2</td> </tr> </tbody> </table>	<u>TIMP</u>	<u>BIMP</u>	600	600	600	3COM	900	3COM	900	900	900	3CM2	600	3CM2											
<u>TIMP</u>	<u>BIMP</u>																										
600	600																										
600	3COM																										
900	3COM																										
900	900																										
900	3CM2																										
600	3CM2																										
BTDT	(0)-7	Busy Tone Detection Table	btd-21																								
		The BTDT table must be defined in LD 97. BTDT is mutually exclusive with BTID.																									
BTID	xxxx	Busy Tone country ID	btd-21																								
		This must be configured for a BTS supervised XCOT trunk. One BTID type per card. Trunks must be removed from card to change BTID. BTDT is mutually exclusive with BTDT.																									
		<table border="1"> <thead> <tr> <th><u>Busy Tone ID</u></th> <th><u>Recommended Country</u></th> </tr> </thead> <tbody> <tr> <td>0-2</td> <td>Reserved for future use</td> </tr> <tr> <td>3</td> <td>Germany, Ireland</td> </tr> <tr> <td>4</td> <td>Switzerland</td> </tr> <tr> <td>5</td> <td>Denmark</td> </tr> <tr> <td>6</td> <td>Norway, Kuwait, Chili, Venezuela, Indonesia, Thailand, Korea</td> </tr> <tr> <td>7</td> <td>Holland</td> </tr> <tr> <td>8</td> <td>Australia, Mexico</td> </tr> <tr> <td>9</td> <td>Ireland</td> </tr> <tr> <td>10</td> <td>Taiwan, Brazil, Tortola, Mexico</td> </tr> <tr> <td>11</td> <td>Singapore</td> </tr> <tr> <td>12</td> <td>Argentina, Italy</td> </tr> </tbody> </table>	<u>Busy Tone ID</u>	<u>Recommended Country</u>	0-2	Reserved for future use	3	Germany, Ireland	4	Switzerland	5	Denmark	6	Norway, Kuwait, Chili, Venezuela, Indonesia, Thailand, Korea	7	Holland	8	Australia, Mexico	9	Ireland	10	Taiwan, Brazil, Tortola, Mexico	11	Singapore	12	Argentina, Italy	
<u>Busy Tone ID</u>	<u>Recommended Country</u>																										
0-2	Reserved for future use																										
3	Germany, Ireland																										
4	Switzerland																										
5	Denmark																										
6	Norway, Kuwait, Chili, Venezuela, Indonesia, Thailand, Korea																										
7	Holland																										
8	Australia, Mexico																										
9	Ireland																										
10	Taiwan, Brazil, Tortola, Mexico																										
11	Singapore																										
12	Argentina, Italy																										

Prompt	Response	Comment	Pack/Rel
		13	Lebanon, Italy
		14	Turkey
		15	Reserved for future use
CDEN		Card Density	basic-7
	SD	Single Density	
	DD	Double Density	
	4D	Quad Density for XCOT only	
	8D	Octal Density for XCOT only and there is no default. Not prompted for superloops or Small System and CS 1000S Models.	
CFLP	0-159	Music Conference Loop	mus-1
CHID	1-382	Channel ID for this trunk	isl-12
		Prompted when the Route specified has ISL enabled in LD 16. The number of ISL trunks allowed for the D-channel is specified in LD 17.	
		A different channel ID is requested for each Phantom TN which is used for ISPC links. The same channel ID must be configured for the same ISPC reference number on both PBXs linked by the connection.	
	1-4300	For CS 1000 Release 4.0	basic-4.0 0
CIST	(NO)	Incoming CIS three wire trunk is not a toll trunk	cist-21
	YES	Incoming CIS three wire trunk is a toll trunk CIST appears for trunks when SIGL = CIS. Only prompted for incoming route.	
CLS		Class of Service options for trunks. Defaults are shown in parentheses. Enter each non-default option required, followed by a space.	basic-1
	(APN)	ACD Priority not required	bacd-1
	APY	ACD Priority required Applies only to COT, WAT, DID and FEX trunks.	
	(BARD)	Barring Denied	basic-7

Prompt	Response	Comment	Pack/Rel
	BARA	Barring Allowed	
	(CLID)	Calling Line Identification Denied	acli-24
	CLIA	Calling Line Identification Allowed	
	CMFS	CMFS trunk register signaling means that the CIS MF Shuttle protocol is supported by the trunk. CMFS can be defined only for trunks on CDTI2/CSDTI2 with "CISFW=MFS" and only if both the MFS and CIST Packages are equipped.	cismfs-23
	(CND)	Calling party Denied	mfc-21
	CNA	Calling party Allowed Allowed for L1 Multifrequency Compelled Signaling and R2 MFC trunks. Automatic Number Identification is denied for an Outgoing Loop Start (LOP) Central Office Trunk (COT). Must have Commonwealth of Independent States (CIST) package 221 or Multifrequency Compelled Signaling (MFC) package 128.	
	(CORX)	Central Office Ringback not provided by SL-1	supp-14
	CORP	Central Office Ringback provided by SL-1	
	(DIP)	Dial Pulse	basic-21
	DPDT	Dial Pulse Digitone (incoming dial pulse - outgoing digitone)	basic-24
	DTDP	Digitone Dial Pulse (incoming digitone - outgoing dial pulse)	basic-24
	DIPF	DIPF trunk register signaling requires that DP digit collection be performed by firmware. Applies to CDTI2 or CSDTI2.	
	DTN	Digitone	
	MFC	R2 Multifrequency Compelled Signaling. MFC can be configured on 1.5 DTI routes.	

Prompt	Response	Comment	Pack/Rel
	MFE	Multifrequency Signaling for Socotel	
	MFK	Multifrequency Signaling for KD3	basic-20
	MFR	Multifrequency Receiver for Feature Group D	
	MFX	Mixed Signaling (MFC/DTMF)	
	(DRPD)	DTR PAD value Denied	dti2-10
	DRPA	DTR PAD value Allowed	
		Can only be configured for 2.0 Mb/s DID with DTI2 enabled.	
	(ECD)	Echo Canceling Denied	basic-1
	ECA	Echo Canceling Allowed	
		ECA indicates Echo suppression equipment is connected to trunk.	
	(HKD)	Hong Kong DTI Denied	basic-6
	HKA	Hong Kong DTI Allowed	
		May only be used with DTI TNs with DTN CLS on DID or TIE routes.	
	(LNT)	Loop Start Non-supervisory Trunk	xutj-16
	JDID	Japan DID (JDID not valid for XCOT trunks)	
	JCO	Japan CO capabilities allowed. JCO should only be accepted with SIGL = LOP. Japan PSTN trunks, (QPC686), not allowed for XUT/XEM. Answer NO to prompt SUPN for an unsupervised trunk, instead of using LNT. For supervised trunks answer YES to SUPN then enter the appropriate supervision type at prompt STYP.	
	(LPR)	Low Priority	basic-1

Prompt	Response	Comment	Pack/Rel
	HPR	High Priority	
		DID and TIE trunks should use HPR and be installed in card slot 1. Superloops do not require any trunks assigned as high priority.	
	(MID)	Manual Incoming Denied	basic-1
	MIA	Manual Incoming Allowed	
	(MSNV)	Media Security Never	basic-5.0 0
	MSBT	Media Security Best Effort	
	(NHFD)	(Deny) Network Hook Flash	basic-5.0 0
	NHFA	Allow Network Hook Flash	
		Trunk Hook Switch Flash feature over 911P trunks. Make-break ratio for dial pulse dialing	basic-21
	(P10)	10 pulses per second	
	P12	(see explanation below)	
	P20	20 pulses per second	
		P12 option:	
		<ul style="list-style-type: none"> • P10 = primary 10 pps make-break ratio of 50% • P12 = secondary 10 pps make-break ratio of 50% 	
		All three make-break ratios can be set for XUT, XUTJ and XEM trunks. See prompts P10R, P12R and P20R in LD 97.	
		Use P10 for PPS1 and P12 for PPS2 XUT/XEM trunks.	
		For Small System, P10 and P12 is also used for DTI/DTI2 trunks. P12 applies only to XUT, XUTJ and XEM trunks.	
	(PIP)	Polarity Insensitive card. (PIP is used for QPC330 and QPC331 packs)	basic-10
	PSP	Polarity Sensitive card (use PSP for QPC218, QPC219 and QPC295 packs). When using PSP in North America, the trunk route should have message registration set to reverse battery; the LD 16 prompt MR should be set to RVB.	

Prompt	Response	Comment	Pack/Rel
	BST	Battery Supervised card (SIGL = LOP is required)	basic-4
		For loop start trunks with Answer Supervision in U.S., the NT8D14 Universal Trunk does not provide Message Registration, PPM or PIP operation.	
		This can be used for Answer Supervision on Ground Start trunks.	
		Not valid for XCOT trunks.	
	SHL	Short line Class of Service	basic-20
	LOL	Long line Class of Service	
		SHL replaces NTC and LOL replaces TRC and VNL for XDID and XCOT trunks.	
	(SPCD)	Analog Semi-Permanent Connections Denied	basic-24
	SPCA	Analog Semi-Permanent Connections Allowed	
	MIA	Manual Incoming Allowed	
	(THFD)	Centrex Switchhook Flash Denied	basic-14
	THFA	Centrex Switchhook Flash Allowed	
		Transmission Class of Service	tip-19
	(TRC)	Transmission Compensated	
	NTC	Non-Transmission Compensated	
	VNL	Via Net Loss	

Prompt	Response	Comment	Pack/Rel
		<p>The default depends on the signaling type (SIGL)</p> <ul style="list-style-type: none"> • DX2 = VNL • DX4 = VNL • EAM = VNL • EM4 = VNL • GRD = NTC • LDR = NTC • LOP = NTC • OAD = NTC <p>VNL Class of Service is allowed with Universal Trunk Tie trunks.</p> <p>For XDID and XCOT cards:</p> <ul style="list-style-type: none"> • NTC is replaced by SHL • TRC and VNL are replaced by LOL <p>Existing databases is converted automatically. For EM4 and WR4, AC15 = 2280 Hz. on XFEM trunks:</p> <ul style="list-style-type: none"> • NTC and VNL are equivalent to TIE designation • TRC is equivalent to LINK designation • TIE = PBX-PBX connections via leased line • LINK = PBX-PBX connections on-premises 	
	(CTD)	Conditionally Toll Denied. CTD is the default for trunk types: TIE, CSA, ATVN, FGD, and IDA	
	CUN	Conditionally Unrestricted	
	FR1	Fully Restricted class 1	
	FR2	Fully Restricted class 2	
	FRE	Fully Restricted	
	SRE	Semi-Restricted	
	TLD	Toll Denied	
	UNR	Unrestricted. Only UNR is allowed for CO, FX and WATS trunks. UNR is the default for all trunk types except: TIE, CSA, ATVN, FGD, and IDA	
	(WTA)	Warning Tone Allowed	basic-7

Prompt	Response	Comment	Pack/Rel
	WTD	Warning Tone Denied	
	(XARF)	ARF Supervised COT denied	basic-7
	ARF	ARF Supervised COT allowed Must have TYPE = COT, XTRK = XCOT and SIGL = LOP. Answer YES to prompt SUPN then enter the appropriate supervision type at prompt STYP.	
	(XBAT)	Battery Supervised COT denied	basic-7
	BAT	Battery Supervised COT allowed Answer YES to prompt SUPN then enter the appropriate Supervision Type at prompt STYP. Must have TYPE = COT, XTRK = XCOT and SIGL = LOP.	
	(XBTS)	Busy Tone Supervised COT denied	basic-7
	BTS	Busy Tone Supervised COT allowed Answer YES to prompt SUPN and then enter the appropriate supervision type at prompt STYP.	
	(XLBS)	Loop Break Supervised COT denied	basic-7
	LBS	Loop Break Supervised COT allowed Answer YES to prompt SUPN and then enter the appropriate Supervision Type at prompt STYP. Must have TYPE = COT, XTRK = XCOT and SIGL = LOP.	
	(XREP)	Reversed Ear Piece denied	rpa-15
	RVEP	Reversed Ear Piece allowed The E-lead is reversed for a radio paging trunk	
CMF		Call Modification	basic-1
	(NO)	Call Modifications allowed	
	YES	Modifications not allowed	

Prompt	Response	Comment	Pack/Rel
CONN	(4)-48	Define the maximum number of broadcast connections allowed for this trunk.	ranbrd-2 3
CPAD	(COUT)	Carrier Pad Out for 4-wire E & M duplex trunks	ran-23 xpe-15
	CIN	Carrier Pad In for 4-wire E & M duplex trunks With CPAD = CIN, a 7 dB pad attenuates the trunk input and a 16 dB pad attenuates the trunk output.	
CUST	xx	Customer number (defined in LD 15 and prompted when REQ = NEW)	basic-1
DDSL	0-15	Digital DASS2/DPNSS Signaling Link DASS2/DPNSS D-channel	basic-7
DES	x...x	Designator field for trunk groups of 0-16 alphanumeric characters including spaces separating inputs (DES is an optional entry)	basic-22
DTCR	(NO) YES	Digit Collection Ready Send acknowledge when digit collection resources such as DTR, MFC, and S/R are ready and attached. Prompted when TYPE = DID and CLS = DTN. Prompted with International Supplementary Features (SUPP) package 131. Prompted when the incoming trunk is analog, answer supervision is on, and EOS is set to BSY.	basic-7
DTSL	0-159	Digital Trunk Signaling Link DASS2/DPNSS Signaling Link Not supported on Small System and CS 1000S	basic-7
EMTY		E & M Type	xpe-15
	(TY2)	4-wire E&M Type 2	
	TY1	4-wire E&M Type 1	

Prompt	Response	Comment	Pack/Rel
	BPO	4 wire E&M British Post Office. (BPO is allowed if TYPE = XFEM and SIGL = EAM or EM4)	
	X	Precede with X to delete	
FCAR	(NO) YES	Forced Charge Account	chg-1
FWTM	(NO)	Firmware Timing for Trunk Hook Flash is not used by the card	ccb-21
	YES	Firmware timing for Trunk Hook Flash is used by the card This prompt appears if Collect Call Blocking (CCB) package 290, Malicious Call Trace (MCT) package 107 or Trunk Hook Flash (THF) package 157 are enabled.	
IAPG	(0)-15	Event Group for USM message	basic-23
INC	(YES)	Increasing channel numbers and member numbers	basic-7
	NO	Increasing channel numbers and decreasing member numbers	
IPRI	I ch	Incoming PRI channel This is the PRI channel through which the Meridian 1 gains access to the PSPDN. Where: <ul style="list-style-type: none"> • Loop = PRI loop number • Channel = PRI channel that holds the incoming nailed up connection (between 1-23) 	mph-19
IPTN		ITG card Physical TN.	basic-25
	(NO)	The Terminal Number is a trunk unit on ITG card.	
	YES	The Terminal Number is used for concentration purpose. IPTN is output only if XTRK is ITG1 or ITG2.	
LDOP		Loop Dial Outputting	xpe-15
	(LOOP)	Loop outputting for Loop Dial Repeating signalling	
	BOP	Battery Outputting for Loop Dial Repeating signalling	

Prompt	Response	Comment	Pack/Rel
MAXU		Maximum number of Internet Protocol (IP) units supported	itg- 25
	1-32	Meridian Integrated IP Telephony Gateway (dual slot)	
	1-24	Meridian Integrated IP Telephony Gateway (single slot)	
		Maximum number of voice media channels supported	
	32	For CS 1000S	basic-2
MFL	(0)-15	Multifrequency digit level. MFL is not prompted for Option 11C.	basic-2
		Expanded from 0-7 to 0-15 for Meridian 1 for superloop only. Enter the MFC digit level required for signals to the Public Switched Telephone Network (PSTN).	
		Non-superloop codes and values:	
		<u>Codes</u> <u>Level Values</u>	
		(0) -5 dBm	
		1 -8 dBm	
		2 -9 dBm	
		3 -10 dBm	
		4 -11 dBm	
		5 -12 dBm	
		6 -13 dBm	
		7 -32 dBm	
		Superloop codes and values:	
		<u>Codes</u> <u>Level Values</u>	
		(0) -8 dBm	
		1 - 11 dBm	
		2 - 12 dBm	
		3 - 13 dBm	
		4 - 14 dBm	
		5 - 15 dBm	
		6 - 16 dBm	
		7 - 31 dBm	
		8 - 4 dBm	
		9 - 5 dBm	
		10 - 6 dBm	
		11 - 7 dBm	

Prompt	Response	Comment	Pack/Rel
		12 - 9 dBm	
		13 - 10 dBm	
		14 Spare	
		15 Spare	
MFLI		Multifrequency transmit level identifier. MFLI is prompted exclusively for the Small System. MFLI is prompted when CLS = MFC, MFE, or MFK.	opt11c-2 2
	(0)	Use multifrequency transmit level as defined for MFTL0 in LD 97.	
	1	Use multifrequency transmit levels defined for MFTL1 in LD 97.	
MFPD	(NO) YES	Multifrequency PAD	basic-3
		MFPD is prompted if CLS = TLD, CUN or CTD, and if the trunk type is CSA or TIE. TLD is recommended. MFPD is not prompted if the route is 1.5 DTI and CLS= MFC.	
MNDN	x...x	Manual Directory Number	basic-1
		This DN can be up to 4 digits, up to 7 digits with Directory Number Expansion (DNXP) package 150. A Group Hunt pilot DN can be entered. CLS should be MIA.	
MODL	1-127	Model number for Small System	basic-14
		Model number for CS 1000S	basic-1
NCOS	(0)-99	Network Class of Service group	ncos-1
NGRP	(0)-9	Night Service Group number	basic-2
		NGRP appears when ENS = YES in LD15. This prompt replaces the NITE prompt.	
		If ENS is changed from NO to YES while Night Service is in effect, the system verifies that the NITE number defined is a group number or a DN. If a night DN or 0000 is defined, the existing NITE number is used.	

Prompt	Response	Comment	Pack/Rel
NITE	x...x	Night Service directory number This DN can be up to 4 digits, up to seven digits with Directory Number Expansion (DNXP) package 150. A Group Hunt pilot DN can be entered. Night Service applies to trunks terminating at the attendant. This prompt takes precedence over the NITE and NIT1-NIT4 prompts in LD 15. If a DN is defined here, the call goes to this DN. If there is no DN here, the call goes to the defined LD 15 NITE prompts. Precede with X to remove.	basic-1
NMUS	YES	Network Music	basic-5.0 0
OPRI	l ch	Outgoing PRI channel (the PRI channel through which the Meridian 1 gains access to the PSPDN) Where: Loop = PRI loop number and Channel = PRI channel that holds the outgoing nailed up connection (between 1-23).	mph-19
PCML	MU A	Pulse Code Modulation Law Mu-law A-law PCML is not prompted for JDMI loops. Prompted if loop is PRI2, DTI2, or if loop is PRI/DTI and is equipped with International 1.5/2.0 Mb/s Gateway (GPRI) package 167.	dti 2-15
PDCA	(1)-16	Pad Category table number The PAD table must be defined in LD 73 first.	dti 2-15

Prompt	Response	Comment	Pack/Rel																																	
PPID	xx	<p>Periodic Pulse Metering (PPM) country ID</p> <p>Must be configured if PPM is enabled. One PPID type per card. Trunks must be removed from card to change PPID.</p> <table border="1"> <thead> <tr> <th><u>PPMID</u></th> <th><u>Frequency</u></th> <th><u>Recommended Country</u></th> </tr> </thead> <tbody> <tr> <td>(0)</td> <td>50 Hz</td> <td>UK</td> </tr> <tr> <td>1</td> <td>12 kHz</td> <td>France</td> </tr> <tr> <td>2</td> <td>50 Hz</td> <td>France</td> </tr> <tr> <td>3</td> <td>16 kHz</td> <td>Germany, Turkey, Egypt, Venezuela, Indonesia, Finland</td> </tr> <tr> <td>4</td> <td>12 kHz</td> <td>Switzerland, Ireland, Portugal, Italy, Spain, Lebanon, Turkey</td> </tr> <tr> <td>5</td> <td>12 kHz</td> <td>Denmark</td> </tr> <tr> <td>6</td> <td>16 kHz</td> <td>Norway, Belgium</td> </tr> <tr> <td>7</td> <td>50 Hz</td> <td>Holland</td> </tr> <tr> <td>8</td> <td>12 kHz/50 Hz</td> <td>Australia (two different packs)</td> </tr> <tr> <td>9-15</td> <td>-----</td> <td>Reserved for future use</td> </tr> </tbody> </table>	<u>PPMID</u>	<u>Frequency</u>	<u>Recommended Country</u>	(0)	50 Hz	UK	1	12 kHz	France	2	50 Hz	France	3	16 kHz	Germany, Turkey, Egypt, Venezuela, Indonesia, Finland	4	12 kHz	Switzerland, Ireland, Portugal, Italy, Spain, Lebanon, Turkey	5	12 kHz	Denmark	6	16 kHz	Norway, Belgium	7	50 Hz	Holland	8	12 kHz/50 Hz	Australia (two different packs)	9-15	-----	Reserved for future use	basic-7
<u>PPMID</u>	<u>Frequency</u>	<u>Recommended Country</u>																																		
(0)	50 Hz	UK																																		
1	12 kHz	France																																		
2	50 Hz	France																																		
3	16 kHz	Germany, Turkey, Egypt, Venezuela, Indonesia, Finland																																		
4	12 kHz	Switzerland, Ireland, Portugal, Italy, Spain, Lebanon, Turkey																																		
5	12 kHz	Denmark																																		
6	16 kHz	Norway, Belgium																																		
7	50 Hz	Holland																																		
8	12 kHz/50 Hz	Australia (two different packs)																																		
9-15	-----	Reserved for future use																																		
PRDN	x...x	<p>Private Line Directory Number</p> <p>PRDN must be defined in LD 11. This DN can be up to 4 digits, up to 7 digits with Directory Number Expansion (DNXP) package 150.</p>	basic-1																																	
PRIO	(XHP) YLP	<p>Priority designation. Prompted if SIGL = DPN.</p> <p>X High Priority</p> <p>Y Low Priority</p> <p>Used to determine which end has priority in a glare condition, where both sides seize the trunk at same time. XHP always has priority over YLP.</p>	basic-7																																	
REQ	CHG END LCHG MOV	<p>Request</p> <p>Change existing data block</p> <p>Exit overlay program</p> <p>Print date and time that a trunk data block was last changed. The change can be the result of a NEW, OUT, or CHG command.</p> <p>Move data block from one TN to another. Not valid for Small System and CS 1000S Models.MOV cannot be used to move a Phantom TN.</p>	basic-1																																	

Prompt	Response	Comment	Pack/Rel
		MOV command cannot be used to move trunk data blocks.	basic-25.4
	NEW x	Add new data block to the system. Follow NEW with a value of 1-255 to create that number of consecutive trunks.	
		You are not allowed to create more than one Phantom TN at a time. When a value different than 1 is entered for the creation of a Phantom TN, it is simply ignored and only one TN is created.	
	OUT x	Remove data block. Follow OUT with a value of 1-255 to remove that number of consecutive trunks.	
RLDN	x...x	Release Link trunk Directory Number	cas-1
		This DN can be up to 4 digits, up to 7 digits with Directory Number Expansion (DNXP) package 150.	
RTMB		Route number and Member number	basic-1
	0-511 1-510	Large System	basic-24
	0-127 1-510	Small System	
		B-Channel Signaling is output if CHTY = BCH in LD 16. A/B Bit Signaling is output if CHTY = ABCH in LD 16.	
		To use the ISDN Semi Permanent Connection (ISPC) link, this entry must be an ISL TIE route.	
	0-511 1-4000	Large System and CS 1000E system	basic-4.0 0
	0-127 1-4000	Small System, CS 1000S system, MG 1000B, and MG 1000T Note: CS 1000 Release 4.0 Virtual Trunks are limited to 1800 for SIP and 1200 for H.323. Maximum 1800 combined.	basic-4.0 0
SDCH	(NO)	The ISPC link is not used by a D-channel	ispc-22
	YES	The ISPC link is used by a D-channel	
SEIZ	(NO) YES	Automatic Guard Detection for outgoing trunk	basic-2

Prompt	Response	Comment	Pack/Rel
SFEX	(NO) YES	Special digital FEX trunk	dti-5
		This is used on Digital Trunk Interface (DTI).	
SICA	(1)-16	Signaling Category table number	dti 2-15
		The Digital Signaling Category table must be defined first.	
		See ABCD in LD 73. Default is 16 if loop type = JDML.	
SIGL		Level 3 signaling	tip-21
	ALS	ALS signaling on COT trunk with ground start	
	APNS	Alternate Private Network Signaling System	
	CIS	CIS three wire trunk signaling for IPE.	
		Commonwealth of Independent States (CIST) package 221 is required.	
	DAS	Digital Access Signaling System Number 2. This is allowed if DASS2 package 124 is equipped and PRIV = NO in DTSL data block in LD 74.	
	DPN	Digital Private Network Signaling System Number 1, allowed for DPNSS package 123.	
	DX2	2-wire duplex	
	DX4	4-wire duplex. The Enhanced Universal Trunk card uses DX4 signaling.	
	EAM	E&M 2-wire	
	EM4	E&M 4-wire	
	GRD	Ground start	
	LDC	Loop calling, Disconnect Clear.	
		Accepted when TYPE = COT and UK package is equipped.	
	LDR	Loop Dial Repeating	
	LGR	Loop calling, Guarded Release. Accepted when TYPE = COT and UK package is equipped.	
	LOP	Loop start	
	OAD	Outgoing Automatic, incoming dial	
	WR4	AC15 = 2280 Hz, 4-wire	

Prompt	Response	Comment	Pack/Rel
SMAS	(NO)	This ISPC is not acting as a MASTER when connecting data interfaces to the ISPC link	ispc-22
	YES	This ISPC is acting as a MASTER when connecting data interfaces to the ISPC link SMAS is prompted when SDCH =YES. When the ISPC link is used to convey D-channel signaling, it is mandatory to have one side of the ISPC link configured with SMAS=YES and the other side with SMAS=NO. SMAS must be YES on the side of the ISPC link where the data interface is configured with the auto dialing capability.	
SREF	1-9999999	ISDN Semi Permanent Connection (ISPC) Reference Number The ISPC reference number is defined by Telecom administration at the time of subscription. The response is limited to seven digits. When REQ=NEW, the number given must be different than all the other ISPC reference numbers already associated with other Phantom trunk TNs.	ispc-22
STRI		Start arrangement Incoming Your response to STRI determines which type of signaling is used by the trunk to initiate digit sending or collection. Your STRI response should reflect the type of operation in use at the near end.	basic-5
	DDL	Delayed Dial The terminating trunk returns an off-hook to the originating trunk, which is interpreted as an instruction not to send digits immediately. This delay allows the terminating end to find and attach digit collections equipment. When the equipment is attached, the terminating end returns on-hook which is interpreted as a signal to start sending digits.	

Prompt	Response	Comment	Pack/Rel
		For this application on incoming calls, the Meridian PBX sends a non-programmable 256-384 ms pulse. For outgoing calls, the Meridian PBX expects a delay-dial pulse from the far end to terminate before sending digits. Some types of delay-dial operation can also be accommodated by the IMM option.	
	IMM	Immediate	
		The terminating trunk is not expected to return a pulse telling the originating end to begin sending digits. In this application for incoming calls, the Meridian 1 returns a 256-384 ms off-hook/on-hook wink to the far end. This wink accommodates certain types of delay-dial operation.	
		For outgoing calls, the Meridian 1 starts a 300 ms timer when the outgoing trunk is seized. Digits are sent out when an off-hook/on-hook wink returned from the far end ends, or when the 300 ms timer expires (whichever occurs first).	
	MWNK	Modified Wink (MWNK) is printed automatically for Taiwan R1 trunks.	twr1-24
	OWK	Off-Hook Wink for RLR trunks equipped with signaling converter	
		This mode of operation is similar to wink except that the Meridian 1 waits one second after seizure before sending a wink start pulse. This arrangement applies only to release link remote trunks.	
	PTSD	Proceed to Send for CEPT L1 signaling	basic-20
	RT	Allowed only for Tie trunk using WR4 signaling.	basic-20
		RON/TRON start arrangement to be sent by the near end PABX upon reception of an Incoming Seize	

Prompt	Response	Comment	Pack/Rel
	WNK	Wink or Fast Flash The terminating trunk sends an off-hook/on-hook wink as in DDL operation. However, in WNK operation the pulse is interpreted as a signal that digit collection equipment has been attached. The pulse is expected to be of 140-290 ms duration. For this application, the Meridian 1 first waits 128-256 ms after seizure and then returns a 256 ms pulse to the far end. After this, the Meridian 1 is ready to collect digits. On outgoing calls, the Meridian 1 waits until the wink pulse is finished before sending digits.	
	SACK	Seize Acknowledge for CEPT L1 signaling	basic-20
STRO		Allowed only for Tie trunk using WR4 signaling. Start arrangement Outgoing	basic-5
		Your response to STRO determines which type of signaling is used by the trunk to initiate digit sending or collection. Your STRO response should reflect the type of operation in use at the far end.	
	DDL	Delayed Dial	
	IMM	Immediate	
	MWNK	Modified Wink (MWNK) is printed automatically for Taiwan R1 trunks.	twr1-24
	OWK	Off-Hook Wink for RLR trunks equipped with signaling converter	
	PTSD	Proceed to Send for CEPT L1 signaling	xpe-20
		Allowed only for Tie trunk using WR4 signaling.	
	RT	RON/TRON start arrangement to be received by the near end PABX after an outgoing seize has been sent	xpe-20
	SACK	Seize Acknowledge for CEPT L1 signaling	xpe-20
		Allowed only for Tie trunk using WR4 signaling.	
STYP	WNK	Wink or Fast Flash Supervision Type. STYP is prompted when SUPN = YES.	basic-20

Prompt	Response	Comment	Pack/Rel
		For EPE equipment, only one response of PSP, PIP or BST is accepted. For IPE equipment or with XUT/EXUT, only one of BST, PIP, JDID, or JCO is accepted.	
		For XCOT, STYP accepts up to two responses. The responses BAT, ARF and LBS are mutually exclusive. However, BTS can be used with any one of the aforementioned three responses.	
		When BTJ and Japan packages are equipped, BTS can be assigned to an XUT card. For Japan, TYPE = COT, SIGL = LOP, SUPN = YES, STYP = JCO BTS or TYPE = DID, SIGL = LOP, SUPN = YES, STYP = JDID BTS.	
	ARF	ARF supervised trunks. Must have XCOT LOP trunks.	
	BAT	Battery Supervised COT. Must have XCOT LOP trunks.	
	BST	Both Supervised Trunk	
		Incoming and Outgoing supervised LOP CO/FEX/WATS trunk (QPC330/XUT/EXUT). BST and PIP are mutually exclusive.	
	(BTS)	Busy Tone Supervision. BTS is the default when XTRK = XCOT. Must have XCOT LOP trunks. BTJ package must be equipped. BTS can be configured with any one of PIP, BST, JCO or JDID.	
	(PSP)	Polarity Sensitive Pack. PSP is the default when SIGL = GRD.	
		Outgoing supervised LOP or GRD start CO/FEX/WATS trunk (QPC218/XUT/EXUT)	
	JCO	Japan CO trunk.	
		Must have Japan Central Office Trunks (JPN) package 97 with LOP trunks (XUTJ). JCO and BTS are no longer mutually exclusive.	
	(JDID)	Japan DID trunk.	
		JDID is the default when the trunk is a LOP DID trunk. Must have Japan Central Office Trunks (JPN) package 97.	
		JDID is not automatically displayed.	

Prompt	Response	Comment	Pack/Rel
	LBS (PIP)	Loop Break Supervision. Must have XCOT LOP trunks. Polarity Insensitive Pack. PIP is the default when SIGL = LOP.	
SUPN	(NO) YES	Outgoing supervised Loop start CO/FEX/WATS trunk (QPC330/XUT/EXUT). PIP and BST are mutually exclusive. Answer and disconnect supervision required SUPN must = YES for a COT with Virtual Network Service. For ground start trunks disconnect supervision is detected even if SUPN = NO. The operation of answer supervision is affected if Federal Communications Commission Compliance for DID Answer Supervision (FC68) package 223 is equipped.	basic-1
SXS	(NO) YES	SUPN is automatically prompted YES for DID LOP. Step-by-step CO trunk	xpe-15
T_TN	l ch	Only prompted for Universal Trunks XTRK or XUT when TYPE = CO. The central office reverses polarity on outgoing calls. Tandem PRI connection. Where: <ul style="list-style-type: none"> • Loop = PRI loop number • Channel = PRI channel that holds the outgoing nailed up connection (between 1-23) If the connection exists, both channels are displayed. Prompted if TYPE = TCON.	mph-19
TGAR	0-(1)-31	Trunk Group Access Restriction. The default of (1) automatically blocks direct access.	basic-1
TIMP		Termination Impedance. Prompted if XTRK = XEM or XUT.	tip/xpe-19
	(600)	600 ohms	
	900	900 ohms	

Prompt	Response	Comment	Pack/Rel																								
	1200	<p>1200 ohms</p> <p>Use 1200 ohms for RAN trunks and (600) or 900 for all others.</p> <p>When using the Enhanced Universal Trunk card only 600 or 900 ³/₄ terminating impedance is allowed. However, more Terminating and Balance impedance (BIMP) combinations are available.</p> <p>The terminating and balance impedance options are:</p> <table border="0"> <thead> <tr> <th><u>TIMP</u></th> <th><u>BIMP</u></th> </tr> </thead> <tbody> <tr> <td>600</td> <td>600</td> </tr> <tr> <td>600</td> <td>3COM</td> </tr> <tr> <td>900</td> <td>3COM</td> </tr> <tr> <td>900</td> <td>900</td> </tr> <tr> <td>900</td> <td>3CM2</td> </tr> <tr> <td>600</td> <td>3CM2</td> </tr> </tbody> </table> <p>For XUT trunks, the Termination Impedance or TIMP must be compatible with the Balance Impedance or BIMP.</p> <p>The following combination of BIMP/TIMP are allowed:</p> <table border="0"> <thead> <tr> <th><u>Timp Impedance</u></th> <th><u>Bimp Impedance</u></th> </tr> </thead> <tbody> <tr> <td>600 ohms</td> <td>3-component or 3com</td> </tr> <tr> <td>900 ohms</td> <td>3-component or 3com</td> </tr> <tr> <td>600 ohms</td> <td>600 ohms</td> </tr> <tr> <td>1200 ohms</td> <td>600 ohms</td> </tr> </tbody> </table> <p>For XEM trunks, TIMP must be set to 600.</p> <p>When CLS = JDID, TIMP must be set to 600.</p>	<u>TIMP</u>	<u>BIMP</u>	600	600	600	3COM	900	3COM	900	900	900	3CM2	600	3CM2	<u>Timp Impedance</u>	<u>Bimp Impedance</u>	600 ohms	3-component or 3com	900 ohms	3-component or 3com	600 ohms	600 ohms	1200 ohms	600 ohms	
<u>TIMP</u>	<u>BIMP</u>																										
600	600																										
600	3COM																										
900	3COM																										
900	900																										
900	3CM2																										
600	3CM2																										
<u>Timp Impedance</u>	<u>Bimp Impedance</u>																										
600 ohms	3-component or 3com																										
900 ohms	3-component or 3com																										
600 ohms	600 ohms																										
1200 ohms	600 ohms																										
TKID	nnnnnnn	<p>Trunk Identifier</p> <p>Does not have to be unique. Default is no trunk identifier assigned.</p>	basic-6																								
TN	I s c u	<p>Terminal Number, Large System format</p> <ul style="list-style-type: none"> • I = 0-159 • I = 0-255 with Fibre Network Fabric 	basic-1 fnf-25																								

Prompt	Response	Comment	Pack/Rel
	l s c u	Format for CS 1000E, Where l = 0, 4, 8, - 252: superloop number in multiples of 4 Where s = <ul style="list-style-type: none"> 0-1: MG 1000E on superloop 0-1: MG 1010 on superloop Where c = <ul style="list-style-type: none"> 1-4, 7-10: chassis on superloop 1-10: cabinet on superloop 1-10: MG 1010 on superloop Where u = 0-31	basic-4.0 0 basic-6.0 0 basic-5.0 0 basic-6.0 0
	c u	Terminal Number, Small System format For Option 11C <ul style="list-style-type: none"> c = 1-50 u = 0-31 For Option 11C Chassis <ul style="list-style-type: none"> c = 0-4, 7-14, 17-24, 27-34, 37- 44, 47-50 u = 0-31 Terminal Number, CS 1000S system format <ul style="list-style-type: none"> c = 11-14, 17-24, 27-34, 37- 44, 47-50 u = 0-31 Format for MG 1000B Chassis, where: c = card and u = unit <ul style="list-style-type: none"> c = 0-4, 7-10 u = 0-31 Format for MG 1000T, where: <ul style="list-style-type: none"> c = 0-4, 7-10, 11-14, 17-24, 27-34, 37- 44, 47-50 u = 0-31 	basic-14 basic-1 basic-4.0 0
	l ch	Terminal Number for digital trunks when TYPE = RDC or VDC: l = 0-159, Large System	

Prompt	Response	Comment	Pack/Rel
		I = 0, 4, 8 - 252, CS 1000E	basic-4.0 0
		I = 0-255: loops, Systems with Fibre Network Fabric	fnf-25
		<ul style="list-style-type: none"> I = 1-9 Option 11C 	sipe-25
		I = 1-9, 11-19, 21-29, 31-39, 41-49, Option 11C with Survivable IP	
		I = 11-14, 21-24, 31-34, 41-44 for CS 1000S	basic-1.0
		I = 0-4, 7-10, 11-14, 17-24, 27-34, 37- 44, 47-50 for MG 1000T	basic-4.0
		<ul style="list-style-type: none"> ch = channel 1-24 for 1.5 Mb/s DTI/PRI or 1-30 for 2.0 Mb/s DTI/PRI. 	
		TN cannot belong to a phantom loop. TYPE must be TIE if this TN is on a Phantom loop.	
		TN is not prompted for model sets.	
	c u	Terminal Number of the first Virtual Trunk	
		For CS 1000S system, where:	basic-2.0
		<ul style="list-style-type: none"> c = 61-99 	
		For MG 1000T, where:	basic-4.0 0
		<ul style="list-style-type: none"> c = 61-69 	
	xx xx	PRI loop and channel	atvn-25.4 7
TOTN		To Terminal Number. TOTN is prompted when REQ = MOV. TOTN cannot be a phantom loop.	basic-1
	I s c u	Format for Large System	
		Format for CS 1000E	basic-4.0 0
	cu	Format for Small System	basic-7
		Format for CS 1000S system	basic-1.0
	cu	Format for MG 1000B, and MG 1000T, where: c = card and u = unit	basic-4.0 0
	I ch	Loop and channel for digital trunks when TYPE = RDC or VDC	
TYPE	ADM	Add-on Data Module data block	basic-1

Prompt	Response	Comment	Pack/Rel
	ADM M	Data port interfacing with a data line card Small System and CS 1000S Model	
	AWR	Automatic Wake Up RAN/Music trunk data block.	
	AWR M	Small System and CS 1000S Model	
	CAA	Common Control Switching Arrangement (CCSA) Automatic Number Identification (ANI) trunk data block	
	CAA M	Small System and CS 1000S Model	
	CAM	CAMA trunk data block	
	CAM M	Small System and CS 1000S Model	
	CBCT	NI-2 CBC trunk	
	COT	Central Office Trunk data block	
	COT M	Small System and CS 1000S Model	
	CSA	Common Control Switching Arrangement access line data block	
	CSA M	Small System and CS 1000S Model	
	DIC	Dictation trunk data block	
	DIC M	Small System and CS 1000S Model	
	DID	Direct Inward Dial trunk data block. Per FCC regulations, DID trunks used in the U.S. must be properly designated for answer supervision. Refer to FCC Compliance for DID Answer Supervision in <i>Features and Services Fundamentals</i> (NN43001-106). For an ISPC link when SDCH = YES, TYPE = DID .	
	DID M	Small System and CS 1000S Model	
	FEX	Foreign Exchange trunk data block	

Prompt	Response	Comment	Pack/Rel
	FEX M	Small System and CS 1000S Model	
	FGDT	Feature Group D Trunk data block	
	IPAV	IP for ATVN	
	IPTI	IP TIE trunk data block	
	ISA	Integrated Services Access trunk data block. Also called Call-By-Call service trunk type. There is no provision against the use of non-QPC237 trunk types for the analog ISA service route. Only TIE and ISA trunks are applicable for directly connecting SL-1 PBX to SL-1 PBX.	
	MCU	Meridian Communications Unit.	
	MDM	Modem/Data Module data block.	
	MDM M	Data port interfacing with QPC60/2500 type card. Small System and CS 1000S Model	
	MUS	Music trunk data block	
	MUS M	Small System and CS 1000S Model	
	PAG	Paging trunk data block	
	PAG M	Small System and CS 1000S Model	
	R232	NT7D16 Data Access Card (DAC) port in RS-232 Data mode data block	
	R232 M	Small System and CS 1000S Model	
	R422	NT7D16 Data Access Card (DAC) port in RS-422 Data mode data block	
	R422 M	Small System and CS 1000S Model	
	RAC	Real Analog Channel data block	

Prompt	Response	Comment	Pack/Rel
	RAN	Recorded Announcement trunk data block	
	RAN M	Small System and CS 1000S Model	
	RCD	Recorder trunk data block	
	RDC	Real Digital Channel data block	
	RLM	Release Link Main trunk data block	
	RLM M	Small System and CS 1000S Model	
	RLR	Release Link Remote trunk data block	
	RLR M	Small System and CS 1000S Model	
	TCON	Tandem Connection for MPH and PRI connections	
	TIE	TIE trunk data block For an ISPC link when SDCH = NO, TYPE must be TIE.	
	TIE M	Small System and CS 1000S Model	
	VAC	Virtual Analog Channel data block	
	VDC	Virtual Digital Channel data block	
	VGW	Voice Gateway	
	WAT	Wide Area Telephone Service trunk data block	
	WAT M	Small System and CS 1000S Model	
XDIC	(MUT)	Mute outpulsing for DIC trunks	xpe-15
	NOR	Normal outpulsing for DIC trunks	
XTRK		Extended trunk. Prompted for superloops when defining the first unit. Packages 97 and 294 must be equipped.	tip/xpe-1 9
	DB32	VGW channels configured on 32 port DSP daughterboards	basic-5.0 0
	DB96	VGW channels configured on 96 port DSP daughterboards	basic-5.0 0

Prompt	Response	Comment	Pack/Rel
	EXUT	Enhanced Extended Universal Trunk	basic-5.0 0
	ITG1	ITG card (1 cardslot circuit card)	itg- 25
	ITG2	ITG card (2 cardslot circuit card)	itg- 25
	ITG8	ITG 486 8-port card	basic-3.0
	ITGP	ITG-P 24-port card	basic-3.0
	MC8	Media Card 8-port	basic-3.0
	MC32	Media Card 32-port (MC32) or Media Card 32-port Secure (MC32S)	basic-3.0
	M32S	Media Card 32S	basic-5.0 0
	XCOT	Extended CO trunk card. Type must be COT or DID. If one or more units are to be used on a PPM route, then unit 0 must be defined as a PPM route member. If not, PPM do not function for any other unit on the card.	
	XDID	Extended DID trunk card	
	XEM	Extended E & M trunk card	
	XFEM	Extended Flexible E & M trunk card	
	XUT	Extended Universal Trunk card	
	VTRK	Virtual trunk for CS 1000S	basic-2
ZONE	0-255	Zone Number which the physical unit of the ITG card belongs. ZONE number is not checked against Overlay 117. If xtrk is ITG1 or ITG2 and if IPTN is YES, the data block is saved and Overlay 14 returns to the REQ prompt after ZONE prompt	basic-25

LD 15: Customer Data Block

This program allows data blocks for customers to be created or modified. When the Overlay is loaded, the available system memory and disk records are output in a header as follows:

```
CDB000
MEM AVAIL: (U/P): xxxxxx USED: xxxxx TOT: xxxxxxxx
DISK RECS AVAIL: xxx
```

Overlay program 15 is structured to allow changes to be made by entering the desired gate opener mnemonic at the TYPE: prompt. The prompt sequence associated with that gate opener is then prompted in the usual manner. Once the end of the sub prompts has been reached, the Customer Data Block is updated and saved.

Enhanced input processing has also been applied to the REQ: and TYPE: prompts in LD 15. Thus, if the prompt ends with a colon a list of possible responses can be obtained by entering '?' followed by a carriage return. The REQ: and TYPE: prompts also accept abbreviated responses, thus allowing the user to only enter the first three unique characters of the gateway name.

Prompts and responses

Contents

Section
"Contents" (page 275):
"Customer data block" (page 276)
"Default Customer Data Block" (page 278)
"Data Block: AML (Application Module Link)" (page 279)
"Data Block: ANI (Automatic Number Identification)" (page 280)
"Data Block: ATT (Attendant Consoles)" (page 282)
"Data Block: AWU (Automatic Wake Up Data)" (page 283)
"Data Block: CAS (Centralized Attendant Service Data)" (page 284)

Section
"Data Block: CCS (Controlled Class of Service)" (page 284)
"Data Block: CDR (Call Detail Recording)" (page 285)
"Data Block: FCR (Flexible Code Restriction)" (page 285)
"Data Block: FFC (Flexible Feature Codes)" (page 286)
"Data Block: FTR (Features and options)" (page 286)
"Data Block: HSP (Hospitality Management)" (page 291)
"Data Block: ICP (Intercept Computer Update)" (page 291)
"Data Block: IMS (Integrated Message Service)" (page 292)
"Data Block: INT (Intercept Treatments)" (page 292)
"Data Block: LDN (Listed Directory Numbers)" (page 294)
"Data Block: MON (Set-based Monitoring)" (page 295)
"Data Block: MPO (Multi-Party Operations)" (page 296)
"Data Block: NET (Networking)" (page 297)
"Data Block: NIT (Night Service)" (page 299)
"Data Block: OAS (Off Hook Alarm Security)" (page 300)
"Data Block: PPM (Periodic Pulse Metering)" (page 301)
"Data Block: PWD (Password)" (page 301)
"Data Block: RDR (Call Redirection)" (page 301)
"Data Block: ROA (Recorded Overflow Announcement)" (page 303)
"Data Block: TIM (Timers)" (page 304)
"Data Block: TST (Test lines)" (page 304)

Customer data block

Prompt	Response	Comment
REQ:	CHG	Change existing data block
TYPE:	CDB	Customer Data Block
CUST	xx	Customer number
AML_DATA	(NO) YES	Change Application Module Link options (see "Data Block: AML (Application Module Link)" (page 279))
ANI_DATA	(NO) YES	Change Automatic Number Identification numbers (see "Data Block: ANI (Automatic Number Identification)" (page 280))
ATT_DATA	(NO) YES	Change Attendant Console options (see "Data Block: ATT (Attendant Consoles)" (page 282))
AWU_DATA	(NO) YES	Change Automatic Wake Up options (see "Data Block: AWU (Automatic Wake Up Data)" (page 283))

Prompt	Response	Comment
CAS_DATA	(NO) YES	Change Centralized Attendant Service options (see “Data Block: CAS (Centralized Attendant Service Data)” (page 284))
CCS_DATA	(NO) YES	Change Controlled Class of Service options (see “Data Block: CCS (Controlled Class of Service)” (page 284))
CDR_DATA	(NO) YES	Change CDR and Charge Account options (see “Data Block: CDR (Call Detail Recording)” (page 285))
FCR_DATA	(NO) YES	Change New Flexible Code Restriction options (see “Data Block: FCR (Flexible Code Restriction)” (page 285))
FFC_DATA	(NO) YES	Change Flexible Feature Code options (see “Data Block: FFC (Flexible Feature Codes)” (page 286))
FTR_DATA	(NO) YES	Change Features and options (see “Data Block: FTR (Features and options)” (page 286))
HSP_DATA	(NO) YES	Change Hospitality Management options (see “Data Block: HSP (Hospitality Management)” (page 291))
ICP_DATA	(NO) YES	Change Intercept Computer update (see “Data Block: ICP (Intercept Computer Update)” (page 291))
IMS_DATA	(NO) YES	Change Integrated Message Service options (see “Data Block: IMS (Integrated Message Service)” (page 292))
INT_DATA	(NO) YES	Change Intercept treatment options (see “Data Block: INT (Intercept Treatments)” (page 292))
LDN_DATA	(NO) YES	Change Listed Directory Numbers (see “Data Block: LDN (Listed Directory Numbers)” (page 294))
MPO_DATA	(NO) YES	Change Multi-Party Options (see “Data Block: MPO (Multi-Party Operations)” (page 296))
NET_DATA	(NO) YES	Change ISDN and ESN Networking options (see “Data Block: NET (Networking)” (page 297))
NIT_DATA	(NO) YES	Change Night Service options (see “Data Block: NIT (Night Service)” (page 299))
OAS_DATA	(NO) YES	Change Off-Hook Alarm Security options (see “Data Block: OAS (Off Hook Alarm Security)” (page 300))
PPM_DATA	(NO) YES	Change Periodic Pulse Metering options (see “Data Block: PPM (Periodic Pulse Metering)” (page 301))
PWD_DATA	(NO) YES	Change Customer related Passwords (see “Data Block: PWD (Password)” (page 301))
RDR_DATA	(NO) YES	Change Call Redirection (see “Data Block: RDR (Call Redirection)” (page 301))
ROA_DATA	(NO) YES	Change Recorded Overflow Announcement (see “Data Block: ROA (Recorded Overflow Announcement)” (page 303))
SLS_DATA	(NO) YES	Change SIP Line Services options (see “Data block: SLS (SIP Line Services)” (page 303))

Prompt	Response	Comment
TIM_DATA	(NO) YES	Change Timers (see “Data Block: TIM (Timers)” (page 304))
TST_DATA	(NO) YES	Change Test lines (see “Data Block: TST (Test lines)” (page 304))

Note: This Prompts and responses table does not list prompts which appear under each gate opener. To find prompts which appear under a given gate opener, refer to the page listed in the Comment section of this table.

Default Customer Data Block

Prompt	Response	Comment
REQ:	NEW	Request = NEW
TYPE:	DEFAULT	Type = DEFAULT (Default Customer Data Block)
CUST	xx	Customer number
ANI_DATA		Automatic Number Identification prompts are automatically output when adding a new customer
ANAT	x...x	ANI billing number for attendants making ANI calls
ANLD	x...x	ANI Listed DN
PANI	(NO) YES	M911 Pseudo ANI display
CIS_ANI	(NO) YES	ANI option to allow the configuration of ANI entries for CIS ANI message composing.
- S_SIZE	(0)-2000	Maximum number of ANI entries that can be configured for sets.
- - S_ENTRY	1-2000	Entry of ANI table applying to a set
- - DNLG	0-(4)-15	DN Length
- - LEC	0-99..99	Local Exchange Code, 1 to 15 digits.
- - ADDG	0-(8)-99..9	Additional digits, 1 to 15 digits. They is used to complete ANDN if LEC+ANDN is less than ANSZ digits (defined in OVL 16).
- - ANDN	0-99..99	Used as ANI DN if Calling number not available or DNLG=0. Up to 15 digits can be entered.
- R_SIZE	(1)-512	Maximum number of ANI entries that can be configured for incoming routes.
- R_ENTRY	(0)-aa	ANI entry for an incoming route to be created or modified
- - DNLG	0-(4)-15	DN Length
- - LEC	0-99..99	Local Exchange Code, 1 to 15 digits.
- - ADDG	0-(8)-99..9	Additional digits, 1 to 15 digits. They is used to complete ANDN if LEC+ANDN is less than ANSZ digits (defined in OVL 16).
- - ANDN	0-99..99	Used as ANI DN if Calling number not available or DNLG=0. Up to 15 digits can be entered.
CACC	(NO) YES	CAC Conversion table option

Prompt	Response	Comment
- MFC_ENT	(0)-31	CAC conversion table to convert MFC CAC into CIS CAC
-- CAC0	0-(3)-9	CIS value corresponding to MFC DGT 0
-- CAC1	0-(3)-9	CIS value corresponding to MFC DGT 1
-- CAC2	0-(3)-9	CIS value corresponding to MFC DGT 2
-- CAC3	0-(3)-9	CIS value corresponding to MFC DGT 3
-- CAC4	0-(3)-9	CIS value corresponding to MFC DGT 4
-- CAC5	0-(3)-9	CIS value corresponding to MFC DGT 5
-- CAC6	0-(3)-9	CIS value corresponding to MFC DGT 6
-- CAC7	0-(3)-9	CIS value corresponding to MFC DGT 7
-- CAC8	0-(3)-9	CIS value corresponding to MFC DGT 8
-- CAC9	0-(3)-9	CIS value corresponding to MFC DGT 9
-- DFLT	0-(3)-9	CIS value used when MFC CAC has not been received, or MFC CAC received is not in the MFC CAC list of this table
- CIS_ENT	(0)-31	CAC conversion table to convert CIS CAC into MFC CAC
-- CAC0	0-(6)-10	MFC value corresponding to CIS 0
-- CAC1	0-(6)-10	MFC value corresponding to CIS 1
-- CAC2	0-(6)-10	MFC value corresponding to CIS 2
-- CAC3	0-(6)-10	MFC value corresponding to CIS 3
-- CAC4	0-(6)-10	MFC value corresponding to CIS 4
-- CAC5	0-(6)-10	MFC value corresponding to CIS 5
-- CAC6	0-(6)-10	MFC value corresponding to CIS 6
-- CAC7	0-(6)-10	MFC value corresponding to CIS 7
-- CAC8	0-(6)-10	MFC value corresponding to CIS 8
-- CAC9	0-(6)-10	MFC value corresponding to CIS 9
- DFLT	0-(6)-10	CIS value used when CIS CAC has not been received, or CIS CAC received is not in the CIS CAC list of this table

Data Block: AML (Application Module Link)

Prompt	Response	Comment
REQ:	CHG	Change existing data block
TYPE:	AML_DATA	Application Module Link
CUST	xx	Customer number
OPT	a..a	Options (OPT responses begin on "OPT" (page 361))
VSID	0-127	Value-Added Server Identifier
GP02	n n n n n n	Group 2 status events 1, 2, 3, 4, 5 or 6 assigned

Prompt	Response	Comment
GP03	n n n n n n	Group 3 status events 1, 2, 3, 4, 5 or 6 assigned
GP04	n n n n n n	Group 4 status events 1, 2, 3, 4, 5 or 6 assigned
GP05	n n n n n n	Group 5 status events 1, 2, 3, 4, 5 or 6 assigned
GP06	n n n n n n	Group 6 status events 1, 2, 3, 4, 5 or 6 assigned
GP07	n n n n n n	Group 7 status events 1, 2, 3, 4, 5 or 6 assigned
GP08	n n n n n n	Group 8 status events 1, 2, 3, 4, 5 or 6 assigned
GP09	n n n n n n	Group 9 status events 1, 2, 3, 4, 5 or 6 assigned
GP10	n n n n n n	Group 10 status events 1, 2, 3, 4, 5 or 6 assigned
GP11	n n n n n n	Group 11 status events 1, 2, 3, 4, 5 or 6 assigned
GP12	n n n n n n	Group 12 status events 1, 2, 3, 4, 5 or 6 assigned
GP13	n n n n n n	Group 13 status events 1, 2, 3, 4, 5 or 6 assigned
GP14	n n n n n n	Group 14 status events 1, 2, 3, 4, 5 or 6 assigned
GP15	n n n n n n	Group 15 status events 1, 2, 3, 4, 5 or 6 assigned

Data Block: ANI (Automatic Number Identification)

Prompt	Response	Comment
REQ:	CHG	Change existing data block
TYPE:	ANI_DATA	Automatic Number Identification
CUST	xx	Customer number
ANAT	x...x	ANI Attendant Billing number
ANLD	x...x	ANI Listed Directory Number
CIS_ANI	(NO) YES	ANI option to allow the configuration of ANI entries for CIS ANI message composing.
- S_SIZE	(0)-2000	Maximum number of ANI entries that can be configured for sets.
- - S_ENTRY	1-2000	Entry of ANI table applying to a set
- - DNLG	0-(4)-15	DN Length
- - LEC	0-99..99	Local Exchange Code, 1 to 15 digits.
- - ADDG	0-(8)-99..9	Additional digits, 1 to 15 digits. They is used to complete ANDN if LEC+ANDN is less than ANSZ digits (defined in OVL 16).
- - ANDN	0-99..99	Used as ANI DN if Calling number not available or DNLG=0. Up to 15 digits can be entered.
- R_SIZE	(1)-512	Maximum number of ANI entries that can be configured for incoming routes.
- R_ENTRY	(0)-aa	ANI entry for an incoming route to be created or modified
- - DNLG	0-(4)-15	DN Length

Prompt	Response	Comment
-- LEC	0-99..99	Local Exchange Code, 1 to 15 digits.
-- ADDG	0-(8)-99..9	Additional digits, 1 to 15 digits. They is used to complete ANDN if LEC+ANDN is less than ANSZ digits (defined in OVL 16).
-- ANDN	0-99..99	Used as ANI DN if Calling number not available or DNLG=0. Up to 15 digits can be entered.
CACC	(NO) YES	CAC Conversion table option
- MFC_ENT	(0)-31	CAC conversion table to convert MFC CAC into CIS CAC
-- CAC0	0-(3)-9	CIS value corresponding to MFC DGT 0
-- CAC1	0-(3)-9	CIS value corresponding to MFC DGT 1
-- CAC2	0-(3)-9	CIS value corresponding to MFC DGT 2
-- CAC3	0-(3)-9	CIS value corresponding to MFC DGT 3
-- CAC4	0-(3)-9	CIS value corresponding to MFC DGT 4
-- CAC5	0-(3)-9	CIS value corresponding to MFC DGT 5
-- CAC6	0-(3)-9	CIS value corresponding to MFC DGT 6
-- CAC7	0-(3)-9	CIS value corresponding to MFC DGT 7
-- CAC8	0-(3)-9	CIS value corresponding to MFC DGT 8
-- CAC9	0-(3)-9	CIS value corresponding to MFC DGT 9
-- DFLT	0-(3)-9	CIS value used when MFC CAC has not been received, or MFC CAC received is not in the MFC CAC list of this table
- CIS_ENT	(0)-31	CAC conversion table to convert CIS CAC into MFC CAC
-- CAC0	0-(6)-10	MFC value corresponding to CIS 0
-- CAC1	0-(6)-10	MFC value corresponding to CIS 1
-- CAC2	0-(6)-10	MFC value corresponding to CIS 2
-- CAC3	0-(6)-10	MFC value corresponding to CIS 3
-- CAC4	0-(6)-10	MFC value corresponding to CIS 4
-- CAC5	0-(6)-10	MFC value corresponding to CIS 5
-- CAC6	0-(6)-10	MFC value corresponding to CIS 6
-- CAC7	0-(6)-10	MFC value corresponding to CIS 7
-- CAC8	0-(6)-10	MFC value corresponding to CIS 8
-- CAC9	0-(6)-10	MFC value corresponding to CIS 9
- DFLT	0-(6)-10	CIS value used when CIS CAC has not been received, or CIS CAC received is not in the CIS CAC list of this table

Data Block: ATT (Attendant Consoles)

Prompt	Response	Comment
REQ:	CHG	Change existing data block
TYPE:	ATT_DATA	Attendant Consoles
CUST	xx	Customer number
OPT	a...a	Options (OPT responses begin on "OPT" (page 361))
ATDN	(0)-x...x	Attendant Directory Number
NCOS	(0)-99	Network Class of Service for all attendant consoles for this customer
ATAC	xxxxx	Attendant Administration Access Code
- PWD2	x...x	Second level administration Password
CWUP	(NO) YES	Call Waiting queue Update
CWCL	(0)-255 (0)-255	Call Waiting Call Limit
CWTM	(0)-511 (0)-511	Call Waiting Time
CWBZ	(NO) YES (NO) YES	Call Waiting Buzz
EFLI	(0)-8064	Efficiency Factor Loading Level
MATT	(NO) YES	Consoles used as Message Center
LFTN	l s c u	Lamp Field array Terminal Number (Opt 11 format is cu) (l s c u ranges are defined on "LFTN" (page 348))
LFTN	l s c u	Second Lamp Field array Terminal Number (Opt 11 format is cu) (l s c u ranges are defined on "LFTN" (page 348))
LFFD	x00...x00	First Directory Number of lamp field array
RTIM	xxx yyy zzz	Recall Timers for Slow-Answer, Camp-On and Call Waiting
ATIM	(0)-126	Attendant Alternative Answering Timer
AQTT	0-(30)-255	Attendant Queue Timing Threshold in seconds
AODN	x...x	Attendant Overflow DN
SPVC	(0)-63	Supervisory Console
- SBLF	(NO) YES	Standard Busy Lamp Field
- ITH1	1-255	Visual Indication Threshold 1
- ITH2	1-255	Visual Indication Threshold 2
- ITH3	1-255	Visual Indication Threshold 3
RTSA	aaaa	Recall To Same Attendant (aaaa = (RSAD), RSAA, or RSAX)
SACP	aaaa	Semi-Automatic Camp-On (aaaa = (NO), ALL, or SNGL)
ABDN	(NO) YES	Activation of the Attendant Blocking of DN feature
IRFR	(NO) YES	Internal Attendant Remote Call Forward Password

Prompt	Response	Comment
- IRFP	x...x	Internal Attendant Remote Call Forward Password
XRFR	(NO) YES	External Attendant Remote Call Forward Password
- XRFP	x...x	External Attendant Remote Call Forward Password
ADHT	(0)-14	Attendant Delay On-Hold Timer in seconds
AFNT	(0)-126	Attendant Forward No Answer Timer (must be an even number)
AFBT	(0)- <i>AFNT</i>	Attendant Forward Buzz Tone (Entry can be equal to or less than response to AFNT prompt and must be an even number)
IDBZ	(NO) YES	Trunk Buzzing IADN calls in the attendant queue.
PBUZ	xx yy	Flexible Priority Buzz cadence for IADN and Code Blue calls.
ICI	0-19 aaaa	Attendant Incoming Call Indicators
RICI	xx xx...	ICI key numbers that may receive Recorded Overflow Announcement

Data Block: AWU (Automatic Wake Up Data)

Prompt	Response	Comment
REQ:	CHG	Change existing data block
TYPE:	AWU_DATA	Automatic Wake Up Data
CUST	xx	Customer number
AWU	(NO) YES	Automatic Wake Up
ATRC	(NO) YES	Attendant Recall allowed
RANF	0-511	Music route TYPE must be AWR in LD 16
RAN1	0-511	Primary Ran route TYPE must be AWR in LD 16
RAN2	0-511	Secondary RAN route TYPE must be AWR in LD 16
LA11	0-511	Primary RAN route for Language1
LA12	0-511	Secondary RAN route for Language1
LA21	0-511	Primary RAN route for Language 2
LA22	0-511	Secondary RAN route for Language 2
LA31	0-511	Primary RAN route for Language 3
LA32	0-511	Secondary RAN route for Language 3
LA41	0-511	Primary RAN route for Language 4
LA42	0-511	Secondary RAN route for Language 4
LA51	0-511	Primary RAN route for Language 5
LA52	0-511	Secondary RAN route for Language 5
R2BN	0-23 0-59	RAN2 Begin time; hour, minute
R2ED	0-23 0-59	RAN2 End time; hour, minute

Prompt	Response	Comment
NRWU	2-(5)	Number of Rings for Wake Up before recall to attendant
TAWU	1-(3)	Number of Tries for an unanswered AWU call
- WUD	(NO) YES	Is Wake-up Delimiter required
- - STE	(NO) YES	Is Standard Time Entry allowed?

Data Block: CAS (Centralized Attendant Service Data)

Prompt	Response	Comment
REQ:	CHG	Change existing data block
TYPE:	CAS_DATA	Centralized Attendant Service Data
CUST	xx	Customer number
CAS	(NO) YES	Centralized Attendant Service main
- MAIN	(NO) YES	CAS Main
- - CHDN	x...x	CAS silent Hold DN
- - HRCL	0-512	Hold Recall timer in units of 2 seconds
- - ICI	0-19 aaaa	Attendant Incoming Call Indicators
- DFLT	(NO) YES	Default
- LDNT	(NO) YES	Listed Directory Number Tone
- LADN	x...x	Local Attendant Directory Number
- RLA	0-511	Release Link route number

Data Block: CCS (Controlled Class of Service)

Prompt	Response	Comment
REQ:	CHG	Change existing data block
TYPE:	CCS_DATA	Controlled Class of Service
CUST	xx	Customer number
CCRS	aaa	Controlled Class of Service (CCOS) Restricted Service (aaa = (UNR), CTD, FR1, FR2, FRE, SRE, or TLD)
ECC1	aaa	Enhanced Controlled Class of Service level 1 (aaa = (UNR), CTD, FR1, FR2, FRE, SRE, or TLD)
ECC2	aaa	Enhanced Controlled Class of Service level 2 (aaa = (UNR), CTD, FR1, FR2, FRE, SRE, or TLD)
CNCS	0-99	Network Controlled Class of Service for Electronic Lock
PELK	(NO) YES	Electronic Lock on Private Lines

Data Block: CDR (Call Detail Recording)

Prompt	Response	Comment
REQ:	CHG	Change existing data block
TYPE:	CDR_DATA	Call Detail Recording
CUST	xx	Customer number
CDR	(NO) YES	Change Call Detail Recording data
- IMPH	(NO) YES	CDR for Incoming Packet data call
- OMPH	(NO) YES	CDR for Outgoing Packet data call
- AXID	(NO) YES	Auxiliary Identification output in CDR record
- TRCR	(NO) YES	Carriage Return sent after each CDR message
- CDPR	(NO) YES	Coordinated Dialing Plan Record option
- ECDR	(NO) YES	End-to-End Signaling digits in CDR record
- BDI	(YES) NO	Buffer Data Interface for CDR
- OTCR	(NO) YES	CDR provided, based on Originally dialed Trunk Route
- PORT	0-15	CDR port
- - CNL	a...a	Calling Number Identification (a...a = (DGTS), CLID, or NONE)
- BCAP	(NO) YES	Bearer Capability in CDR
CHLN	(0)-23	Charge account number Length
FCAF	(NO) YES	Forced Charge Account active
- CHMN	(1)-CHLN	Minimum number of digits for FCA code (Entry can be equal to or less than response to prompt CHLN)
- FCNC	0-99	FCA Network Class of Service

Data Block: FCR (Flexible Code Restriction)

Prompt	Response	Comment
REQ:	CHG	Change existing data block
TYPE:	FCR_DATA	New Flexible Code Restriction
CUST	xx	Customer number
NFCR	(NO) YES	Enable New Flexible Code Restriction
- MAXT	1-255	Maximum number of NFCR translation tables
- OCB1	(0)-(MAXT-1), 255	NFCR tree number to be used for OCB level. Your entry can be either your response to the MAXT prompt minus one or 255. 255 is a special entry which disallows this level.
- OCB2	(0)-(MAXT-1), 255	NFCR tree number to be used for OCB level 2. Your entry can be either your response to the MAXT prompt minus one or 255. 255 is a special entry which disallows this level.

Prompt	Response	Comment
- OCB3	(0)-(MAXT-1), 255	NFCR tree number to be used for OCB level 3. Your entry can be either your response to the MAXT prompt minus one or 255. 255 is a special entry which disallows this level.
IDCA	(NO) YES	Incoming DID Digit Conversion allowed
- DCMX	1-255	Maximum number of IDC conversion tables

Data Block: FFC (Flexible Feature Codes)

Prompt	Response	Comment
REQ:	CHG	Change existing data block
TYPE:	FFC_DATA	Flexible Feature Code
CUST	xx	Customer number
CCRS	aaa	Controlled Class of Service (CCOS) Restricted Service
SCPL	0-8	Station Control Password Length
SBUP	(YES) NO	Enable use of station control passwords for set based administration user level access
- PWD2	xxxx	PWD2 password for confirmation
FFCS	(NO) YES	Change Flexible Feature Code end-of-dialing indicator
- STRL	1-3	String Length of end-of-dial indicator
- STRG	xxx	String to indicate end-of-dialing (Enterable characters are digits 0-9, *, and #.)
ADLD	(0)-20	Auto Dial Delay in seconds
DFLT_SCPW	(NO) YES	Allow or deny Default Station Control Password for IP Phones.
MFAC	x	Mobile Feature Activation Code.

Data Block: FTR (Features and options)

Prompt	Response	Comment
REQ:	CHG	Change existing data block
TYPE:	FTR_DATA	Customer Features and options
CUST	xx	Customer number
OPT	a...a	Options (OPT responses begin on "OPT" (page 361))
DGRP	(0)-2046	Maximum number of Dial Intercom Groups
IRNG	(NO) YES	Intercom Ring
PKND	(1)-4	Number of digits Dialed for Group Pickup
DNDL	(NO) YES	Do Not Disturb Lamp on 500/2500 telephones

Prompt	Response	Comment
SPRE	xxxx	Special Prefix number (1-4 digits)
LINK	(NO) YES	ACD DNIS Link option
- APL	0-15	Auxiliary Processor Link number
PREO	(0) 1	Pretranslation Option
BPSS	(NO) YES	Block Pretranslation on System Speed Call lists.
SRCD	xxxx	Set Relocation Security Code
EEST	(NO) YES	End-to-End Signaling Tone to originating party
- DTMF	(YES) NO	DTMF feedback tone
EESD	(NO) YES	End-to-End Signalling Digit Display
TTBL	(0)-31	Tone Table number
ADCP	xxxx	All-Digital Connection Prefix
MUS	(NO) YES	Music for sets
- MUSR	0-511	Music Route for sets
HCC	aaaa	Held Call Clearing (aaa = (NO), YES, or XFER)
ALDN	x...x	Alarm Directory Number
ALRM	(NO) YES	Malicious Call Trace Alarm for internal or external calls
TIME	0-(15)	Time for the alarm in minutes
INT	NO YES	Internal
RECD	(NO) YES	Recorder
- MCRT	0-511	Malicious Call Trace Recording Route number as defined in LD 16
TMON	(NO) YES	Traffic Monitoring
PORT	0-15	Serial Data Interface Port Monitor
STCB	(NO) YES	Station Camp-On Busy allowed
NSCP	(NO) YES	Network Station Camp-On to sets on this node allowed
TFDR	(NO) YES	Trunk Failure Display Required
RPA	(NO) YES	Radio Paging Allowed
MCDC	(NO) YES	Malicious Call DN/CLID printing allowed
NAUT	(NO) YES	Network Authorization Code
IDEF	(NO) YES	Internal/external definition
MTAR	(NO) YES	Meridian Mail Trunk Access Restriction
LEND	(NO) YES	List Entry Number Delimiter
MSCD	(NO) YES	Mandatory Speed Call Delimiter
CPCI	(NO) YES	Called Party Control on Internal Call (is not) is allowed for the customer

Prompt	Response	Comment
CONF_DSP	(NO) YES	Change Conference Display configurations
- CNFFIELD	(NO) YES	Enable Conference Count Display Field
- -CNF_NAME	(CONF) aaaa	Change Conferees Count Display Field Name
- INTFIELD	(NO) YES	Enable Internal Conferees Count display field
- -INT_NAME	(I) aaaa	Change Internal Conferees Count display field
- EXTFIELD	(NO) YES	Enable Total External Conferees Count display field
- -EXT_NAME	(E) aaaa	Change Total External Conferees Count field name
DAPC	(NO) YES	Dial Access Prefix on CLID table entry option
- TBL	1-15	Table Number
- NPI	aaa	Numbering Plan
- - TON	aaaa	Type of Number
- - - PREF	0-9999	Access Prefix for a unique NPI/TON combination in the table.
BSFE	(NO) YES	Boss Secretary Filtering Enhancement
- ACT_IDLE	aaaa	Lamp status when boss's set has BSFE active and is idle, where aaaa = (WINK), FLSH, LIT or DARK
- ACT_BUSY	aaaa	Lamp status when boss's set has BSFE active and is idle, where aaaa = (FLSH), WINK, LIT or DARK
- DACT_IDLE	aaaa	Lamp status when boss's set doesn't have BSFE active and is idle, where aaaa = (DARK), WINK, LIT or FLASH
- DACT_BUSY	aaaa	Lamp status when boss's set doesn't have BSFE active and is busy, where aaaa = (LIT), WINK, FLASH or DARK
ARDL_ATTEMPT	1-(30)-60	Automatic Redial number of attempts
ASPCT	(10)-180	Analog Semi-Permanent Connection re-connection Timer
FXS	YES (NO)	Flexible Services
- FXSDN1	x...x	MADN of MIMS card 1
DFLT_LANG	a...a	Default language for M3900 on Remote Office. Where a...a = (ENG), FRE, GER, DUT, SPA, ITA, NOR, SWE, DAN, POR, FIN, POL, CZE, HUN, JAP, RUS, LAT, TUR.
STS_MSG	(NO) YES	Modify Set-to-Set Messages
MSG1	a...a	Set-to-Set Message Where: <ul style="list-style-type: none"> • <CR> = keep current message • <text string> = new message from 1-24 characters

Prompt	Response	Comment
MSG2	a...a	Set-to-Set Message Where: <ul style="list-style-type: none"> • <CR> = keep current message • <text string> = new message from 1-24 characters
MSG3	a...a	Set-to-Set Message Where: <ul style="list-style-type: none"> • <CR> = keep current message • <text string> = new message from 1-24 characters
MSG4	a...a	Set-to-Set Message Where: <ul style="list-style-type: none"> • <CR> = keep current message • <text string> = new message from 1-24 characters
MSG5	a...a	Set-to-Set Message Where: <ul style="list-style-type: none"> • <CR> = keep current message • <text string> = new message from 1-24 characters
MSG6	a...a	Set-to-Set Message Where: <ul style="list-style-type: none"> • <CR> = keep current message • <text string> = new message from 1-24 characters
MSG7	a...a	Set-to-Set Message Where: <ul style="list-style-type: none"> • <CR> = keep current message • <text string> = new message from 1-24 characters
MSG8	a...a	Set-to-Set Message Where: <ul style="list-style-type: none"> • <CR> = keep current message • <text string> = new message from 1-24 characters
MSG9	a...a	Set-to-Set Message Where: <ul style="list-style-type: none"> • <CR> = keep current message • <text string> = new message from 1-24 characters

Prompt	Response	Comment
MSG10	a...a	Set-to-Set Message Where: <ul style="list-style-type: none"> • <CR> = keep current message • <text string> = new message from 1-24 characters
VO_ALO	(NO) YES	Enable Virtual Office Automatic Logout.
PCA	(OFF) ON	Personal Call Assistant
TPDN	yyyy	Target PCA DN
VO_ALOHR	(0)-23	Virtual Office Automatic Logout time using 24 hour clock.
MLPPSD	xxxxxx	Default MLPP service domain used when no value is entered for the MLPPSD prompt in Overlay 87. Where xxxxxx = six hexadecimal characters in the range 000000 to FFFFFFFF, used to signify a 24 bit binary integer. Default is 000000.
VO_CUR_ZONE_TD (Virtual Office: Current Zone for Time and Date option)		
	(NO) YES	If VO_CUR_ZONE_TD is YES, Current Zone (CUR_ZONE) is used for Time and Date, otherwise Configured Zone is used. It allows the VO user to have the local time and date displayed on the IP phone used for VO login to a home call server.
VO_CUR_ZONE_ZDM (Virtual Office: Current Zone for Zone-based Digit Manipulation option)		
	(NO) YES	If VO_CUR_ZONE_ZDM is YES, Current Zone (CUR_ZONE) is used for ZDM, otherwise Configured Zone is used. It allows VO users to use either local PSTN connections of the call server where they are physically located (Current Zone), or remote PSTN connections of the call server where their VO TNs are configured (Configured Zone) depending on customers' preferences.
ZBD	(NO) YES	Enable/disable the Zone Based Dialing feature. Package 420 (Zone Based Dialing) must be equipped.
- DIALPLAN	aaa	Configure the on-net dial plan (public or private) when ZBD feature is enabled (controls DN/CLID processing). Where: <ul style="list-style-type: none"> • aaa = PUB (public on-net dial plan) E.164 CLID is displayed on a terminating telephone • aaa = PRV (private on-net dial plan) 7-digit DN/CLID is displayed on a terminating telephone

Prompt	Response	Comment
DSAR_ALLOWED	(NO) YES	Package 420 (Zone Based Dialing) must be equipped. Digital Sets Avail Reporting is allowed. If DSAR_ALLOWED is YES, the option to print the unit equipped/unequipped messages is set for the customer.

Data Block: HSP (Hospitality Management)

Prompt	Response	Comment
REQ:	CHG	Change existing data block
TYPE:	HSP_DATA	Hospitality Management
CUST	xx	Customer number
FRAN	0-511	First RAN number for first PCR threshold
SRAN	0-511	Second RAN number for second PCR threshold
IDR	0-511	Identification Error RAN number
AUTR	0-511	Authcode Error RAN number
RLCR	0-511	Relocation FFC Error RAN number
FRAN	0-511	First RAN number for first PCR threshold
CLS1	aaa	Class of Service 1 (aaa = (UNR), CTD, CUN, FR1, FR2, FRE, SPE, or TLD)
NCS1	(0)-99	Network Class of Service
TGR1	(0)-31	Trunk Group Access Restriction
CLS2	aaa	Class of Service 2 (aaa = (UNR), CTD, CUN, FR1, FR2, FRE, SPE, or TLD)
NCS2	(0)-99	Network Class of Service
TGR2	(0)-31	Trunk Group Access Restriction

Data Block: ICP (Intercept Computer Update)

Prompt	Response	Comment
REQ:	CHG	Change existing data block
TYPE:	ICP_DATA	Intercept Computer
CUST	xx	Customer number
ICP	(NO) YES	Change Intercept Computer
- APL	0-15	Auxiliary Processor Link number used for ICP
- NIPN	0-(99)	Number of Intercept Positions that can be configured
- ICCR	(NO) YES	Intercept Position Canceling Reply is sent if transfer is canceled from Intercept computer

Prompt	Response	Comment
- ICMM	0-9	Message number shown when the transfer is caused by a maintenance program
- ICDN	x...x	Internal Call DN
- ECDN	x...x	External Call DN
- ICWN	(0)-511	Intercept Computer Owner
- ICPS	aaa	ICP Printer Search (aaa = (CIR) or COM)
- ICPR	0-<NIPN>	ICP Printer number
- ICDL	3-(4)-7	CP DN Length
- ICPD	(0)-9	ICP Padding Digit
- ICTD	(NO) YES	Intercept Computer Terminal Dial from directory

Data Block: IMS (Integrated Message Service)

Prompt	Response	Comment
REQ:	CHG	Change existing data block
TYPE:	IMS_DATA	Change Integrated Messaging System features
CUST	xx	Customer number
IMS	(NO) YES	Change Integrated Message System
- SAMM	(NO) YES	Standalone Meridian Mail
- IMA	(NO) YES	Integrated Messaging System enabled
- - APL	0-15	Auxiliary Processor Link number for IMS
- UST	(NO) YES	User Status Update enabled
- - APL	0-15	Auxiliary Processor Link number for UST
- UMG	(NO) YES	User-to-User Messaging enabled
- - APL	0-15	Auxiliary Processor Link number for UMG

Data Block: INT (Intercept Treatments)

Prompt	Response	Comment
REQ:	CHG	Change existing data block
TYPE:	INT_DATA	Change Intercept Treatment
CUST	xx	Customer number
ACCD	(OVF OVF OVF ATN)	Access Denied
- RANR	x...x	Intercept Recorded Announcement Route number
CTVN	(OVF OVF OVF ATN)	Call To Vacant Number
- RANR	x...x	Intercept Recorded Announcement Route number

Prompt	Response	Comment
MBNR	(OVF OVF OVF ATN)	Maintenance Busy Numbers
- RANR	x...x	Intercept Recorded Announcement Route number
CTRC	(OVF NAP OVF NAP)	Restricted Call
- RANR	x...x	Intercept Recorded Announcement Route number
CLDN	(NAP OVF NAP NAP)	Calls to Listed Directory Number
- RANR	x...x	Intercept Recorded Announcement Route number
NINV	(OVF OVF OVF ATN)	Invalid NARS/BARS call
- RANR	x...x	Intercept Recorded Announcement Route number
NITR	(OVF OVF OVF ATN)	NARS/BARS Invalid Translation
- RANR	x...x	Intercept Recorded Announcement Route number
NRES	(OVF OVF OVF ATN)	NARS/BARS Restricted calls
- RANR	x...x	Intercept Recorded Announcement Route number
NBLK	(OVF OVF OVF ATN)	NARS/BARS Blocked calls
- RANR	x...x	Intercept Recorded Announcement Route number
MFVO	(OVF OVF OVF ATN)	MFC Call to Vacant Office
- RANR	x...x	Intercept Recorded Announcement Route number
MFVN	(OVF OVF OVF ATN)	MFC Call to Vacant Number
- RANR	x...x	Intercept Recorded Announcement Route number
MFCG	(OVF OVF OVF ATN)	MFC Congestion
- RANR	x...x	Intercept Recorded Announcement Route number
LCKT	(BSY BSY BSY BSY)	Call to a Lockout set
- RANR	x...x	Intercept Recorded Announcement Route number
UBRI	(OVF NAP NAP NAP)	Universal BRI
- RANR	x...x	Intercept Recorded Announcement Route number
RCLE	(ATN OVF ATN ATN)	Redirection Count Limit Exceeded as defined by TRCL
- RANR	x...x	Intercept Recorded Announcement Route number
CONG	aaa	Congestion tone for all trunks busy condition (aaa = (OVF) or BSY)
DLT	aaa	Direct Inward System Access Lockout treatment (aaa = (OVF), ATN, or OFA)
LLT	aaa	Flexible Line Lockout treatment (aaa = (OVF), ATN, or OFA)
DNDT	aaa	Do Not Disturb intercept Treatment (aaa = (BST), ATT, or RAN)
- RRT	0-511	Intercept Recorded Announcement Route number

Prompt	Response	Comment
PINT	(NO) YES	Change Precedence Intercept treatment
- PHIP	(ATN) RAN CPAS OVF	Precedence dialed is higher than allowed
- RANR	x...x	Intercept Recorded Announcement Route number
PBLK	(ATN) RAN CPAS OVF	Call presented has higher precedence
- RANR	x...x	Intercept Recorded Announcement Route number
PFAN	(ATN) RAN CPAS	Intercept if dialed DN fails to answer (Call Waiting)
- RANR	x...x	Intercept Recorded Announcement Route number
PFNA	(ATN) RAN CPAS	Intercept if dialed DN fails to answer
- RANR	x...x	Intercept Recorded Announcement Route number
PICP	(ATN) RAN CPAS OVF	Intercept treatment if called party cannot be preempted
- RANR	x...x	Intercept Recorded Announcement Route number
CPAS	xxxx	Central Precedence answering station listed DN

Data Block: LDN (Listed Directory Numbers)

Prompt	Response	Comment
REQ:	CHG	Change existing data block
TYPE:	LDN_DATA	Listed Directory Numbers
CUST	xx	Customer number
OPT	a...a	Options (OPT responses begin on "OPT" (page 361))
DLDN	(NO) YES	Departmental Listed Directory Numbers
LDN0	xxxx	Listed Directory Number 0
LDA0	1-63 ALL	Attendant consoles associated with LDN0
LDN1	x...x	Listed DN 1
LDA1	a...a	Attendant consoles associated with LDN1 (a...a = 1-63 or ALL)
LDN2	x...x	Listed DN 2
LDA2	a...a	Attendant consoles associated with LDN2 (a...a = 1-63 or ALL)
LDN3	x...x	Listed DN 3
LDA3	a...a	Attendant consoles associated with LDN3 (a...a = 1-63 or ALL)
LDN4	x...x	Listed DN 4
LDA4	a...a	Attendant consoles associated with LDN4 (a...a = 1-63 or ALL)
LDN5	x...x	Listed DN 5
LDA5	a...a	Attendant console associated with LDN5 (a...a = 1-63 or ALL)

Prompt	Response	Comment
LDBZ	n n n n n n	Listed Directory Number Buzzing assigned groups(n = 0-5)
ICI	0-19 aaaa	Attendant Incoming Indicators

Data Block: MON (Set-based Monitoring)

Prompt	Response	Comment
REQ:	CHG	Change existing data block
TYPE:	MON	Set-based monitoring
USBM	(NO) YES	UIPE Set-based monitoring

Where:

(NO) = all previously configured TNs are flushed, and subsequent prompts are not prompted.

YES = accept and prompt the next prompts.

<CR> = previously stored value taken.

TN1	I s c u c u	Terminal Number For Large Systems For Small Systems and CS 1000S Enter X to delete
TN2	I s c u c u	Terminal Number For Large Systems For Small Systems and CS 1000S Enter X to delete
TN3	I s c u c u	Terminal Number For Large Systems For Small Systems and CS 1000S Enter X to delete
TN4	I s c u c u	Terminal Number For Large Systems For Small Systems and CS 1000S Enter X to delete

Prompt	Response	Comment
TN5	l s c u c u	Terminal Number For Large Systems For Small Systems and CS 1000S
		Enter X to delete
TN6	l s c u c u	Terminal Number For Large Systems For Small Systems and CS 1000S
		Enter X to delete

Data Block: MPO (Multi-Party Operations)

Prompt	Response	Comment
REQ:	CHG	Change existing data block
TYPE:	MPO_DATA	Multi-Party Operations
CUST	xx	Customer number
FMOP	(NO) YES	Flexible Misoperation Options
- RGNA	xxx yyy	Ringing No Answer treatment
- AOCS	xxx yyy	All Other Cases
- RCY1	1-(6)-15	Number of Cycles of Re-ringing before forwarding or disconnecting
- RCY2	1-(4)-15	Number of Cycles of Ringing before forwarding to transferring station
- RALL	(NO) YES	Mandatory recall is required prior to dialing control digits
- CDTO	2-(14)	Control digit timeout; in multiples of two seconds
IFLS	(NO) YES	Ignore Switchhook Flash signal from 500/2500 sets
MHLD	(NO) YES	Manual Hold after inquiry enabled
PCDS	(NO) YES	Programming of Control Digits required
- CNFD	0-(1)-9, *, #	Control Digit for Conference
- TGLD	0-(2)-9, *, #	Control Digit for Toggle
- DISD	0-(3)-9, *, #	Control Digit for Disconnect
CCDO	(NO) YES	Consultation Connection Disconnect Option alternative treatment
AFCO	(YES) NO	(Automatic)/Manual Forced Camp-On
- ACNS	aaa	Attendant Clearing during Night Service (aaa = (NO), EXT, or ALL)

Data Block: NET (Networking)

Prompt	Response	Comment
REQ:	CHG	Change existing data block
TYPE:	NET_DATA	Networking
CUST	xx	Customer number
OPT	a...a	Options (OPT responses begin on "OPT" (page 361))
AC2	aaaa	Access Code 2 as defined in LD 86 (aaaa = NPA, NXX, INTL, SPN, or LOC)
FNP	(YES) NO	Enable Flexible Numbering Plan for customer
ISDN	(NO) YES	Integrated Services Digital Network
VPNI	(0)-16283	Virtual Private Network Identifier
- PNI	(0)-16283	Private Network Identifier
- CLID	(NO) YES	(Do not allow) Allow Calling Line Identification option
- - SIZE	0-(256)-4000	CLID entry size
- - INTL	0-9999	Country code (1-4 digits)
- - ENTRY	xx	CLID entry to be configured
- - - HNTN	0-999999	National code for home national number (1-6 digits)
- - - HLCL	0-99 ... 99	Local code for home local number or Listed DN (1-12 digits)
- - - DIDN	a...a	Use DN as DID (a...a = YES, NO or SRCH)
- - - DIDN_LEN	0-7	Number of last few DN digits which needs to be sent over the network when DIDN is YES
- - - HLOC	0-x...x	Home location code (ESN) (1-7 digits)
- - - LSC	0-x...x	Local steering code (1-7 digits)
- ESA_APDN	(YES) NO	Append the originating Directory Number after the Home Local Number for Emergency Services Access calls
- ESA_HLCL	x..x	Home Local Number for Emergency Services Access calls
- ESA_INHN	(NO) YES	Home National Number in front of Home Local Number for Emergency Services Access calls
- CLASS_FMT	aaa	Send information to a CLASS set as the calling number
- PINX_DN	xx...x	Node DN
- MBG	(0)-65535	Multi-location Business Group
- BSGC	0-(65535)	Business Sub Group Consult-only
- PFX1	xxxx	Prefix 1
- PFX2	xxxx	Prefix 2
- HNPA	200-999	Home Number Plan Area code defined in LD 90
- HNXX	100-9999	Prefix for Central Office defined in LD 90

Prompt	Response	Comment
- CNTP	aaa	Calling Number Type (aaa = (PDN) or LDN)
- RCNT	0-(5)	Redirection Count for ISDN calls
- PSTN	(NO) YES	Public Service Telephone Networks
- - TNDM	0-(15)-31	Tandem Threshold/Loop Avoidance Limit value permitted in a network connection
- - PCMC	0-(15)-31	Pulse Code Modulation Conversions permitted, μ -Law to A-Law or A-Law to μ -Law, in a network connection
- SATD	0-(1)-5	Satellite Delays
OCLI	aaa	CLID information for incoming/outgoing calls
TIDM	(NO) YES	Trunk Identity Meaningful
DASC	xxxx	Display Access Code
ROPT	aaa	Route Optimization (aaa = (NRO), RAX, ROA, or ROX)
DITI	(NO) YES	DID to TIE connections allowed
TRNX	(NO) YES	(Prevent) Allow transfer on ringing of supervised external trunks across the network
EXTT	(NO) YES	(Prevent) Allow unconditional external Trunk to Trunk transfer. Enter YES to indicate that a caller can transfer a call made to one outgoing trunk to another outgoing trunk without restrictions based on supervision. Trunk to trunk connection features such as TGAR/TARG and Trunk Barring still apply as appropriate. Enter NO to indicate that the transfer is allowed only if conditions regarding supervision are met. This prompt only applies to situations involving two calls originated by the same caller.
FTOP	(FRES) TBFT FTTB FTLY	Flexible Trunk to Trunk Connection Option
APAD	x y	Alternative Pad
DMWM	(NO) YES	Enable the output of DPNSSI Message Waiting Indication error messages
MWNS	(NO) YES	Message Waiting Indication Non Specified Information string to recognize.
- REQ	aaa	Message Waiting Indication Non Specified Information table
- MFID	a	Manufacturer Identifier

Prompt	Response	Comment
- - NOTI	(NO) YES	Non Specified Information string for Message Waiting Notification
- - MSSC	a	a = any alphanumeric character
- - PRMT	aaa	Subsequent Non Specified Information string for Message Waiting notification
- - CANC	YES NO	Non Specified Information string for Message Waiting Cancellation
VNR	(NO) YES	Vacant Number Routing
- RLI	0-999	Route List Index as defined in LD 86
- FLEN	1-(16)	Flexible length of digits expected
- CDPL	1-(10)	Flexible length of VNR CDP
- UDPL	1-(19)	Flexible length of Vacant Number Routing (VNR) Uniform Dialing Plan digits (UDP). Enter the maximum number of UDP digits expected by VNR.
NIT	2-(8)	Network Alternate Route Selection (NARS) Interdigit Timer
NAS_ATCL	(YES) NO	Network Attendant Service Attendant Control allowed
NAS_ACTV	(YES) NO	Network Attendant Service routing Activated
FOPT	0-(6)-30	Flexible Orbiting Prevention Timer
ARDL_ACCEPT	0-(20)-60	Automatic Redial Acceptance Timer in seconds
ARDL_RETRY	10-(30)-60	Automatic Redial Retry Timer in seconds
CNDN	0-x...x	Customer Calling Number Identification DN on outgoing MFC calls
- CNIP	(YES) NO	Calling Number Identification Presentation
CNAT	0-x...x	CNI Attendant DN on outgoing MFC calls
HMDN	xxxx	Home DN
CNTC	x	Country Code
NATC	x	National Access Code
INTC	xxx	International Access Code

For more information about configuring MALT VNR, see *Element Manager System Reference - Administration (NN43001-632)* and *IP Peer Networking Installation and Commissioning (NN43001-313)*.

Data Block: NIT (Night Service)

Prompt	Response	Comment
REQ:	CHG	Change existing data block

Prompt	Response	Comment
TYPE:	NIT_DATA	Night Service
CUST	xx	Customer number
NIT1	x...x	First Night Service DN by Time of Day
TIM1	hh mm	Hour and Minute for First Night Service DN
NIT2	x...x	Second Night Service DN by Time of Day
TIM2	hh mm	Hour and Minute for Second Night Service DN
NIT3	x...x	Third Night Service DN by Time of Day
TIM3	hh mm	Hour and Minute for Third Night Service DN
NIT4	x...x	Fourth Night Service DN by Time of Day
TIM4	hh mm	Hour and Minute for Fourth Night Service DN
RPNS	(NO) YES	Recall With Priority During Night Service
ENS	(NO) YES	Enhanced Night Service enabled
- NWT	(NO) YES	Night Call Waiting Tone enabled
- NNT	0-253	Night Number Table
- NSO	(NO) YES	Enhanced Night Service enabled

Data Block: OAS (Off Hook Alarm Security)

Prompt	Response	Comment
REQ:	CHG	Change existing data block
TYPE:	OAS_DATA	Change Off-Hook Alarm Security options
CUST	xx	Customer number
ODN0	xxxx	OHAS Security DN for zone 0
ODN1	xxxx	OHAS Security DN for zone 1
ODN2	xxxx	OHAS Security DN for zone 2
ODN3	xxxx	OHAS Security DN for zone 3
ODN4	xxxx	OHAS Security DN for zone 4
ODN5	xxxx	OHAS Security DN for zone 5
ODN6	xxxx	OHAS Security DN for zone 6
ODN7	xxxx	OHAS Security DN for zone 7
ODN8	xxxx	OHAS Security DN for zone 8
ODN9	xxxx	OHAS Security DN for zone 9
ASTM	1-(30)-63	OHAS off-hook or interdigit timeout timer in seconds
HDOPT	(0)-10 CONT	OHAS Half Disconnect Treatment Options
HDTM	1-(30)-600	OHAS Half Disconnect Timer in seconds

Data Block: PPM (Periodic Pulse Metering)

Prompt	Response	Comment
REQ:	CHG	Change existing data block
TYPE:	PPM_DATA	Periodic Pulse Metering
CUST	xx	Customer number
HMTL	(YES) NO	Hotel/Motel environment
PCDL	(NO) YES	PPM output on CDR Link
UCST	(0)-9999	Unit Cost for Periodic Pulse Metering
ATCH	(NO) YES	Attendant display of call Charge
SCDL	(0)-3	Schedule for printing Message Registration and PPM data
- WKDY	1-7	Week Day for weekly printout; 1 = Sunday
- DAY	0-28	Day of month for printout; 0 = last day of month
- HOUR	hh	Hour of day for printout
	hh hh	Two printouts per day allowed when SCDL = 1
- MCLR	(NO) YES	Meter Clear after printing
- PTTY	(0)-15	PPM TTY number for printing meters (one per switch)

Data Block: PWD (Password)

Prompt	Response	Comment
REQ:	CHG	Change existing data block
TYPE:	PWD_DATA	Password
CUST	xx	Customer number
SPWD	xxxx	Secure data password for LD 88 authcodes and LD 24 DISA
- PWD2	xxxx	Second level administration Password
ATAC	xxxx	Attendant Administration Access code
- PWD2	xxxx	Second level administration Password

Data Block: RDR (Call Redirection)

Prompt	Response	Comment
REQ:	CHG	Change existing data block
TYPE:	RDR_DATA	Call Redirection
CUST	xx	Customer number
OPT	a...a	Options (OPT responses begin on "OPT" (page 361))
FNAD	aaa	Call Forward No Answer treatment for DID calls (aaa = (HNT), ATT, NO, or FDN)

Prompt	Response	Comment
FNAT	aaa	Call Forward No Answer treatment for external Trunk non-DID calls (aaa = (HNT), ATT, NO, or FDN)
FNAL	aaa	Call Forward No Answer treatment for All other calls including trunk calls marked as internal (aaa = (HNT), ATT, NO, or FDN)
CFTA	(NO) YES	Call Forward to Trunk Access code allowed
CCFWDN	x...x	Customer Call Forward DN (maximum: 23 digits)
CFNA	1-(4)-15	Number of normal ringing cycles for Call Forward No Answer (CFNA)
CFN0	1-(4)-15	Number of normal ringing cycles for CFNA, Option 0
CFN1	1-(4)-15	Number of normal ringing cycles for CFNA, Option 1
CFN2	1-(4)-15	Number of normal ringing cycles for CFNA, Option 2
CRTOD	(NO) YES	Change Call Redirection by Time Of Day alternate time options
- CRT0	SH SM EH EM	Alternate time option 0, denotes time when Alternate Redirection DN is used. (SH SM = Start time, EH EM = End time)
- CRT1	SH SM EH EM	Alternate time option 1 (SH SM = Start time; EH EM = End time)
- CRT2	SH SM EH EM	Alternate time option 2 (SH SM = Start time; EH EM = End time)
- CRT3	SH SM EH EM	Alternate time option 3 (SH SM = Start time; EH EM = End time)
CRDAY	(NO) YES	Call Redirection by Day
- DAY0	n n n n n n n	Days for day option 0 for which alternate treatment is given
- DAY1	n n n n n n n	Days for day option 1 for which alternate treatment is given
- DAY2	n n n n n n n	Days for day option 2 for which alternate treatment is given
- DAY3	n n n n n n n	Days for day option 3 for which alternate treatment is given
CRHOL	aaa	Redirection Holiday(s)
- DATE	dd mm yyyy	Date of the holiday
- - HOL_OPT	0-3	Holiday redirection option for which the date applies
NMDR	(0)-4	Number of normal ring cycles for DNDR
DFN0	1-(4)-15	Number of distinctive ringing cycles for CFNA, Option 0
DFN1	1-(4)-15	Number of distinctive ringing cycles for CFNA, Option 1
DFN2	1-(4)-15	Number of distinctive ringing cycles for CFNA, Option 2
DMDR	(0)-14	Number of distinctive ringing cycles for DNDR
DNDH	(NO) YES	Do Not Disturb Hunting allowed
MDID	(NO) YES	No Answer DID calls routed to Message Center

Prompt	Response	Comment
NDID	(NO) YES	No Answer non-DID calls routed to Message Center
MWFB	(NO) YES	DID calls to busy telephones routed to Message Center
TRCL	(0)-7	Total Redirection Count Limit
DFNR	(0)-15	DID Forward No Answer Ring cycles
FCWD	(0)-126	Number of seconds a DID call should wait on a set before being forwarded to the attendant

Data Block: ROA (Recorded Overflow Announcement)

Prompt	Response	Comment
REQ:	CHG	Change existing data block
TYPE:	ROA_DATA	Recorded Overflow Announcement
CUST	xx	Customer number
OPT	a...a	Options (OPT responses begin on "OPT" (page 361))
FRRT	0-511	First RAN route
- FRT	0-(20)-2044	Time delay in seconds for the first RAN route
SRRT	0-511	Second RAN route number for ROA
- SRT	2-(40)-2044	Time delay in seconds for the second RAN route
WAIT	aaa	Treatment during Waiting time for ROA (aaa = (RGB), MUS, or SIL)
- MURT	0-511	Music Route
RICI	0-19	ICI key numbers that may receive ROA

Data block: SLS (SIP Line Services)

Prompt	Response	Comment
REQ:	CHG	Change existing data block
TYPE:	SLS_DATA	SIP Line Services
CUST	xx	Customer number
SIPL_ON	(NO) YES	Enable SIP Line Services.
SIPD	x...x	SIP Line domain name.
UAPR	x...x	Prefix used to auto-generate the User Agent DN (UADN) for SIPL clients of the specified customer.
NMME	(NO) YES	Enable Multimedia Service.

Data Block: TIM (Timers)

Prompt	Response	Comment
REQ:	CHG	Change existing data block
TYPE:	TIM_DATA	Timers
CUST	xx	Customer number
FLSH	xxx yyy	Switchhook Flash timing
SDFL	384-(1024)-2048	Signal Destination Flash timing
PHDT	1-(30)-63	Permanent Hold Timer
DIND	xxx yyy zzz	Dial tone and Interdigit timeout for non-DTMF sets
DIDT	xxx yyy zzz	Dial tone and Interdigit timeout for DTMF sets
LDTT	2-(6)-30	Line disconnect tone timer for 500/2500 telephones in seconds
DLAT	(0)-120	Delayed Answer Timer
BOTO	2-(14)-60	Busy tone/Overflow tone Timeout
DBRC	2-(60)-120	Duration Between Reminder Cadences for Audible Reminder of Held Call
RTIM	xxx yyy zzz	Recall Timers for Slow Answer, Camp-On and Call Waiting
ATIM	(0)-126	Attendant Alternative Answering Timer
AQTT	0-(30)-255	Attendant Queue Timing Threshold in seconds
ADLD	(0)-20	Auto Dial Delay in seconds
AFNT	(0)-126	Attendant Forward No Answer Timer (must be an even number)
AFBT	(0)- <i>AFNT</i>	Attendant Forward Buzz Tone (Your entry can be equal to or less than your response to the AFNT prompt and must be an even number)
NFNA	(0)-63	Night Forward No Answer or ring cycles
NFNS	(0)-504	Night Forward No Answer in seconds
ADHT	(0)-14	Attendant Delay on Hold Timer in seconds
HWTT	0-(300)-600	Length of Howler Tone in seconds
NIT	2-(8)	Network Alternate Route Selection Interdigit Timer
FOPT	0-(6)-30	Flexible Orbiting Prevention Timer
PRNG	0 - (40) - 60	Precedence ringback timer in seconds.
PRMT	0 - (60)-120	Duration of preemption tone before set goes to line lock out.

Data Block: TST (Test lines)

Prompt	Response	Comment
REQ:	CHG	Change existing data block

Prompt	Response	Comment
TYPE:	TST_DATA	Test lines for transmission testing
CUST	xx	Customer number
T100	xxxx	DN for Type-100 test line
REF0	xxxx	DN for Reference trunk 0
TST0	xxxx	DN for Test trunk 0
REF1	xxxx	DN for Reference trunk1
TST1	xxxx	DN for Test trunk 1
REF2	xxxx	DN for Reference trunk 2
TST2	xxxx	DN for Test trunk 2
REF3	xxxx	DN for Reference trunk 3
TST3	xxxx	DN for Test trunk 3

Alphabetical list of prompts

Prompt	Response	Comment	Pack/Rel
ABDN	(NO) YES	Activation of the Attendant Blocking of DN Prompted with Semi-Automatic Camp-On (SACP) package 181.	abdn-20
AC2	NPA NXX INTL SPN LOC	Access Code 2 E.164 National E.164 Subscriber International Special Number Location Code For DPNSS1, only SPN and LOC values apply. Enter call types that use Access Code 2 (AC2) Multiple responses are permitted. If a numbering plan is not entered here, it is automatically defaulted to Access Code1 (AC1). This prompt applies to both ISDN and non-ISDN calls if you have Network Message Services (NMS) package175.	pri-15
ACCD	(OVF OVF OVF ATN)	Access Denied	basic-1

Prompt	Response	Comment	Pack/Rel
ACNS	(NO) EXT ALL	Attendant Clearing during Night Service No automatic treatment External calls only All calls This prompt appears when the Multi-Party Operations (MPO) package is equipped, MPOP = YES and FMOP = YES.	mpo-20
ACT_BUSY	(FLSH) WINK LIT DARK	LCD Lamp flash rate is 30 impulses per minute. LCD Lamp flash rate is 60 impulses per minute. LCD Lamp is on. LCD Lamp is off.	bfs-24
ACT_IDLE	(WINK) FLSH LIT DARK	LCD Lamp flash rate is 60 impulses per minute. LCD Lamp flash rate is 30 impulses per minute. LCD Lamp is on. LCD Lamp is off.	bfs-24
ADDG	0-(8)-99..99	Additional digits, 1 to 15 digits. They is used to complete ANDN if LEC+ANDN is less than ANSZ digits (defined in OVL 16).	
ANDN	0-99..99 X	Used as ANI DN if Calling number not available or DNLG=0. Up to 15 digits can be entered. remove ANDN	
ADHT	(0)-14	Attendant Delay on Hold Timer Prompted with International Supplementary Features (SUPP) package 131.	supp-9
ADLD	(0)-120	Auto Dial Delay Time in two-second interval. Prompted with the Flexible Feature Codes (FFC) package 139. 0 = Auto Dial does not take place.	ffc-20

Prompt	Response	Comment	Pack/Rel
AFBT	(0)-2-AFNT	Attendant Forward Buzz Tone The number of seconds in 2 second intervals that the attendant is buzzed at full volume. Odd entries are rounded down to the next valid entry. If entry is 0, the original volume is in effect.	afna-14
AFCO	(YES) NO	(Automatic)/Manual Forced Camp-On Prompted with Priority Override (POVR) package 186.	povr-20
AFNT	(0)-2-126	Attendant Forward No Answer Timer The number of seconds in 2 second intervals that the call is presented to the attendant before Attendant Forward No Answer (AFNA) is attempted. Odd entries are rounded down to the next valid entry. If entry is 0, the call is not forwarded. Prompted with Attendant Forward No Answer (AFNA) package 134.	afna-14
ALDN	x...x	Alarm Directory Number Must be a Single-Appearance 500-set DN. Precede with X to remove.	emct-20
ALRM	(NO) YES	Malicious Call Trace Alarm for internal or external calls ALRM has to set to YES if the alarm is to be rung for any call (external or internal) when MCT is activated.	emct-20
AML_DATA	(NO) YES	Change Application Module Link options	basic-21
ANAT	x...x	ANI Attendant Billing Number Up to 4 digits, up to 7 digits with Directory Number Expansion (DNXP) package 150. In either case, together with ANLD (ANI listed DN), the total number of digits must be seven. Prompted with Automatic Number Identification (ANI) package 12.	ani-1

Prompt	Response	Comment	Pack/Rel
ANI_DATA	(NO) YES	Change Automatic Number Identification options	basic-21
ANLD	xxxxx	Automatic Number Identification (ANI) Listed Directory Number can be 0-5 digits, depending on the length of ANAT. The combined number of digits for ANAT and ANLD must be 7. Prompted with Automatic Number Identification (ANI) package 12.	ani-1
	X	Enter the letter X to clear the field	
AOCS	xxx yyy	All Other Cases Where: xxx is for internal calls and yyy or ATN is for external calls Valid entries for xxx and yyy are: <ul style="list-style-type: none"> • AAR - forward to attendant or Night Service after re-ringing for RCY1 cycles • ATN - forward to attendant or Night Service (ATN is the default for yyy or external calls) • DAR - disconnect after re-ringing for RCY1 cycles • DIS - disconnect default for xxx or internal calls • OVF - provide overflow tone • STD - standard operation. 	mpo-20
AODN	x...x	Attendant Overflow DN Up to 4 digits, up to 7 digits with Directory Number Expansion (DNXP) package 150. Precede with X to remove an entry. Prompted with Attendant Overflow Position (AOP) package 56.	aop-1
APAD	x y	Alternative Pad. Where: x = trunk pad selection and y = conference pad selection Valid inputs for x are:	

Prompt	Response	Comment	Pack/Rel
		<ul style="list-style-type: none"> • (0) = default North America • 1 = Australia • 2 = New Zealand • 3 = Italy • 4 = China EPE or EPE/IPE systems • 5 = China pure IPE system • 6-7 = future usage currently set to default <p>Valid inputs for y are:</p> <ul style="list-style-type: none"> • (0) = default North America • 1 = Alternative Conference pads selected <p>The default = 0 when REQ = NEW. The default is the existing value when REQ = CHG. Alternative Conference pads are only provided on specific Conference cards.</p>	
APL	0 - 15	Auxiliary Processor Link number	apl-10
AQTT	0-(30)-255	Attendant Queue Timing Threshold in seconds	basic-1
ARDL_ACCEPT	0-(20)-60	<p>Automatic Redial Acceptance Timer in seconds. An odd-numbered entry is rounded up to the next even number, and the following message is printed: "ARDL_ACCEPT ROUNDED TO XX." (where: xx = the even number).</p> <p>This is the maximum allotted time for the originator response on a successful automatic redial call. Prompted if Automatic Redial (ARDL) package 304 is equipped.</p>	ardl-22
ARDL_ATTEMPT	1-(30)-60	<p>Automatic Redial number of attempts</p> <p>Any single ARDL call is automatically redialed up to the number of retries entered at this prompt. Prompted if Automatic Redial (ARDL) package 304 is equipped.</p>	ardl-22

Prompt	Response	Comment	Pack/Rel
ARDL_RETRY	10-(30)-60	Automatic Redial Retry Timer in seconds. An odd-numbered entry is rounded up to the next even number, and the following message is printed: "ARDL_ACCEPT ROUNDED TO XX." (where: xx = the even number). This timer controls successive automatic redial retry dialing. Prompted if Automatic Redial (ARDL) package 304 is equipped.	ardl-22
ASPCT	10 180	Analog Semi-Permanent Connections re-connection Timer minimum value in seconds maximum value in seconds	basic-24
ASTM	1-(30)-63	OHAS Off-Hook or interdigit timeout timer This timer is applied to telephones with Alarm Security Allowed (ASA) Class of Service. When the timer expires, the telephone is intercepted to the OHAS DN. ASTM applies to all OHAS DNs. If the telephone has Alarm Security Denied (ASD) Class of Service, the normal dial tone and interdigit timers are used. See LD 15 prompts DIND and DIDT.	basic-18
ATAC	xxxx	Attendant Administration Access Code The entered code is not actually accepted until the correct password is entered in the next prompt. Prompted with Attendant Administration (AA) package 54.	aa-1
ATCH	(NO) YES	Attendant display of call Charge	supp-15
ATDN	(0)-x...x	Attendant Directory Number Up to 4 digits, up to 7 digits with Directory Number Expansion (DNXP) package 150. Calls timed for recall by the DPNSS1 redirection feature are redirected to this number when the timer expires.	basic-1

Prompt	Response	Comment	Pack/Rel
ATIM	(0)-126	Attendant Alternative Answering Timer This timer is in increments of two seconds, odd numbers are rounded down to the next valid input. Use ATIM = 0 to disable AAA. Prompted with Attendant Alternative Answering (AAA) package 174.	aaa-15
ATRC	(NO) YES	Attendant Recall allowed A YES response enables Attendant Recall for unanswered Automatic Wake Up (AWU) call attempts. The number of Wake Up tries is defined at the TAWU prompt. The number of rings for a Wake Up call is defined at the NRWU prompt.	awu-10
ATT_DATA	(NO) YES	Change Attendant Console options	basic-21
AUTR	0-511 X	Authcode Error RAN number To disable the RAN	disa-16
AWU	(NO) YES X	Enable Automatic Wake-Up All AWU related data is removed from CDB. Prompted with Automatic Wake-Up (AWU) package 102.	awu-10
AWU_DATA	(NO) YES	Change Automatic Wake Up options	basic-21
AXID	(NO) YES	Auxiliary Identification output in CDR record Auxiliary Identification provides the TN when the call involves a multiple appearance DN.	cdr-1
BCAP	(NO) YES	Bearer Capability in CDR	cdr-24
BDI	(YES) NO	Buffer Data Interface for CDR	dba-24
BOTO	2-(14)-60	Busy tone/Overflow tone Timeout	basic-10

Prompt	Response	Comment	Pack/Rel
		Odd entries are rounded down to a valid multiple of two seconds.	
BPSS	(NO) YES	Block Pretranslation on System Speed Call lists when dial accessed.	pxlt- 23 ssc- 23
BSFE	(NO) YES	Boss Secretary Filtering Enhancement	ffcsf-24
BSGC	0-(65535)	<p>Business Sub Group Consult-only. Where:</p> <ul style="list-style-type: none"> • 0 = no indication • 1 - 65535 = Subgroup identifier <p>This value is sent as the Multi-location Business Group Subgroup (MBGS) identifier or tenant number when an existing call has more than two different MBGSs. In this case a consultation connection is allowed, but completion of a call modification, conference or transfer, is disallowed.</p> <p>If BSGC = 0 then Call Transfer and Call Modifications can be restricted under certain circumstances. Ensure BSGC is not 0 if Call Transfer and Call Modifications to be allowed.</p>	tens-16
CAC0	0-(6)-10 0-(3)-9	<p>MFC value corresponding to CIS 0. Reserved.</p> <p>CIS value corresponding to MFC DGT 0.</p>	cist-24
CAC1	0-(6)-10 0-(3)-9	<p>MFC value corresponding to CIS 1.</p> <p>Residential or business subset with the access to automatic regional, toll and international network".</p> <p>CIS value corresponding to MFC DGT 1.</p>	cist-24
CAC2	0-(6)-10 0-(3)-9	<p>MFC value corresponding to CIS 2.</p> <p>Hotel subset with the access to automatic regional, toll international network.</p> <p>CIS value corresponding to MFC DGT 2.</p>	cist-24
CAC3	0-(6)-10 0-(3)-9	<p>MFC value corresponding to CIS 3.</p> <p>Residential, business or Hotel subset with the access to local network only.</p> <p>CIS value corresponding to MFC DGT 3.</p>	cist-24

Prompt	Response	Comment	Pack/Rel
CAC4	0-(6)-10	MFC value corresponding to CIS 4. Business subset with the access to regional, toll, international network and to special service numbers; preferential access to regional and toll network.	cist-24
	0-(3)-9	CIS value corresponding to MFC DGT 4.	
CAC5	0-(6)-10	MFC value corresponding to CIS 5. Business subset of telecommunication administration with the access to automatic regional, toll, international network and to special service numbers free of charge.	cist-24
	0-(3)-9	CIS value corresponding to MFC DGT 5.	
CAC6	0-(6)-10	MFC value corresponding to CIS 6. Toll Coin box and public call paystation with the access to automatic regional and toll network also the general purpose coin box with the access to local and toll network (paying in cash) and the coin box with access to special services only.	cist-24
	0-(3)-9	CIS value corresponding to MFC DGT 6.	
CAC7	0-(6)-10	MFC value corresponding to CIS 7. Business or residential subset with automatic access to regional, toll and international network plus to chargeable service numbers.	cist-24
	0-(3)-9	CIS value corresponding to MFC DGT 7.	
CAC8	0-(6)-10	MFC value corresponding to CIS 8. Business subset for data, facsimile and electronic mail with automatic access to regional, toll and international network.	cist-24
	0-(3)-9	CIS value corresponding to MFC DGT 8.	
CAC9	0-(6)-10	MFC value corresponding to CIS 9. Local call coin box.	cist-24
	0-(3)-9	CIS value corresponding to MFC DGT 9.	
CACC	(NO) YES	CAC Conversion table option	

Prompt	Response	Comment	Pack/Rel
CANC	YES NO	Non Specified Information string for Message Waiting Cancellation.	dmwi- 23
CAS	(NO) YES	Centralized Attendant Service Prompted with Centralized Attendant Services (Main) (CASM) package 26 or Centralized Attendant Services (Remote) (CASR) package 27.	casm-1
CAS_DATA	(NO) YES	Change Centralized Attendant Service options	basic-21
CCDO	(NO)	Consultation Connection Disconnect Option alternative treatment is not required	mpo-20
	YES	Consultation Connection Disconnect Option alternative treatment is required	
CCFWDN	x...x	Customer Call Forward DN. Maximum of 23 digits allowed (0-23) CCFWDN allows subscribers to forward their phones to a central answering service by dialing a FFC. CCFWDN activates the regular Call Forward All Calls function, but without having to specify the DN to which calls is forwarded. Customer Call Forward is only applicable to 500-type sets.	basic-21
CCRS		Controlled Class of Service (CCOS) Restricted Service. This applies when CCRS is active. If CCRS is inactive, the set defaults to the TN class of service access restriction. Allowed access restrictions are:	ccos-7
	(UNR)	Unrestricted	
	CTD	Conditionally Toll Denied	
	CUN	Conditional Unrestricted	
	FR1	Fully Restricted class 1	
	FR2	Fully Restricted class 2	
	FRE	Fully Restricted	
	SRE	Semi-Restricted	

Prompt	Response	Comment	Pack/Rel
	TLD	Toll Denied Prompted with Controlled Class of Service (CCOS) package 81.	
CCS_DATA	(NO) YES	Change Controlled Class of Service options	basic-21
CDPL	1-(10)	Flexible length of Vacant Number Routing (VNR) Coordinated Dialing Plan (CDP)	cdp-10
CDPR		Coordinated Dialing Plan Record option. CDPR appears with Coordinated Dialing Plan (CDP) package 59. Applies only to trunk routes with OPD = NO.	cdp-10
	(NO)	Replace the Distant Steering Code (DSC) or Trunk Steering Code (TSC) with the Access Code (ACOD). The format is: ACOD + concluding digits	
	YES	Insert ACOD ahead of DSC or TSC. The format is : ACOD + DSC or TSC + concluding digits	
CDR	(NO) YES	Change Call Detail Recording record Prompted with Call Detail Recording (CDR) package 4.	cdr-1
CDR_DATA	(NO) YES	Change CDR and Charge Account options	basic-21
CDTO	2-(14)	Control digit timeout in multiples of 2 seconds.	mpo-20
CFNA	1-(4)-15	Number of normal ringing cycles for Call Forward No Answer If the Flexible Tones and Cadences (FTC) package 125 is equipped, this interval is tied to the number of cycles of NCAD ringing. Refer to 553-2711-180 Flexible Tone and Digit Switches.	basic-1
CFNO	1-(4)-15	Number of normal ringing cycles for CFNA, Option 0	uscr-19

Prompt	Response	Comment	Pack/Rel
		CFNA has three ringing cycle options. This assigns the normal ringing cycles for Option 0. Refer to <i>Features and Services Fundamentals</i> (NN43001-106) for details concerning this feature.	
CFN1	1-(4)-15	Number of normal ringing cycles for CFNA	uscr-19
CFN2	1-(4)-15	Number of normal ringing cycles for CFNA	uscr-19
CFTA	(NO) YES	Call Forward to Trunk Access code not allowed Call Forward to Trunk Access code allowed	optf-12
CHDN	x...x	CAS silent Hold DN Up to 4 digits, up to 7 digits with Directory Number Expansion (DNXP) package 150.	casm-1
CHLN	(0)-23	Charge Account Number Length Prompted with Charge Account (CHG) package 23	fca-1
CHMN	(1)-CHLN	Minimum number of digits for FCA code The range is from 1 to CHLN, where CHLN = Charge account Number Length.	fca-1
CIS_ANI	(NO) YES	ANI option to allow the configuration of ANI entries for CIS ANI message.	cist-24
CIS_ENT	(0)-31 Xaa Xaa Xbb	CAC conversion table to convert CIS CAC into MFC CAC CAC conversion table entry to be created or modified CAC conversion table entry to be deleted CAC conversion table entries between aa and bb to be deleted. For REQ=NEW, only default table 0 is configurable. An ENTRY can be deleted even if still configured on an incoming route.	cist-24

Prompt	Response	Comment	Pack/Rel
		For all subprompts, if 0 is configured, the value configured for non-tie trunks in the outgoing R2MFC table (LD 94) is used.	
CLASS_FMT			cnumb- 23
	(DN)	Send internal Directory Number to a CLASS set as the calling number.	
	LCL	Send Local Number to a CLASS set as the calling number.	
	NTN	Send National Number to a CLASS set as the calling number.	
CLDN	(NAP OVF NAP NAP)	Calls to LDN	basic 1
CLID	(NO)	Do not allow Calling Line Identification option	isdn-22
	YES	Allow Calling Line Identification option Calling Line Identification does not require ISDN.	
CLS1		Class of Service	basic-1
	(UNR)	Unrestricted	
	CTD	Conditionally Toll Denied	
	CUN	Conditional Unrestricted	
	FR1	Fully Restricted class 1	
	FR2	Fully Restricted class 2	
	FRE	Fully Restricted	
	SRE	Semi-Restricted	
	TLD	Toll Denied	
CLS2		Class of Service	supp-16
	(UNR)	Unrestricted	
	CTD	Conditionally Toll Denied	
	CUN	Conditional Unrestricted	
	FR1	Fully Restricted class 1	
	FR2	Fully Restricted class 2	

Prompt	Response	Comment	Pack/Rel
	FRE	Fully Restricted	
	SRE	Semi-Restricted	
	TLD	Toll Denied	
CNAT	0-9999	CNI Attendant DN on outgoing Multifrequency Compelled Signaling (MFC) calls.	mfc-9
	X	To remove Prompted with Multifrequency Compelled Signaling (MFC) package 128	
CNCS	0-99	Controlled NCOS	ffc -21
	X	CNCS allows the user to select a controlled NCOS to be used when the set is locked. When a set is locked, the NCOS defined at this prompt is used as the set NCOS when a trunk call is made. Precede entry with X to remove.	
CNDN		Customer Calling Number Identification on outgoing MFC calls. Prompted with Multifrequency Compelled Signaling (MFC) package 128	mfc-9
	0-9999	Customer CNI sent	
	0-99999999	Customer CNI not sent	
	X	Precede with X to remove	
CNFD	0-(1)-9, *, #	Control Digit for Conference	mpo-20
CNFFIELD	(NO) YES	Enable Conference Count Display Field.	basic- 23
CNF_NAME	(CONF) aaaa	Change Conferees Count Display Field Name. aaaa = 1 to 4 alphanumeric characters.	basic- 23
CNI		Calling Number Identification (R2MFC) Your CNI response determines which field of the CDR record contains the Calling Number Identification for this customer.	basic-22

Prompt	Response	Comment	Pack/Rel
	(DGTS)	CNI is recorded in the digits field	
	CLID	CNI of R2MFC is recorded in CLID field	
	NONE	CNI do not be recorded in CDR CNI is prompted if : <ul style="list-style-type: none"> • CDR = YES • FCDR, CLID, and MFC packages are equipped • FCDR = NEW in LD 17 • CLID = YES in LD 17 	
CNIP	(YES)	Calling Number Identification Presentation Send Customer Calling Number Identification (CNDN) + Trunk ID (TKID) if Calling Line ID (CLID) = NO in LD 17	basic-22
	NO	Respond to Calling Number Identification (CNI) request with End-of-CNI R2MFC level 1 forward signal (ECNI)	
CNTC	x	Country Code for CS 1000S, Where: x = 1 for Canada	basic-2
CNTP	(PDN)	Calling Number Type The Calling Line ID (CLID) feature displays the set's Prime DN	pri-12
	LDN	The CLID feature displays the customer's Listed Directory Number (LDN) This determines the default Calling Line ID (CLID) Class of Service (CLS) for all sets except those configured differently in LD 10 and LD 11. Attendant consoles only have a Listed Directory Number (LDN).	
CONF	loop	Conference loop number	awu-10
CONF_DSP	(NO) YES	Change Conference Display configurations.	basic-23
CONG	(OVFL)	Congestion tone for all trunks busy condition Overflow tone for all trunks busy condition	basic-1

Prompt	Response	Comment	Pack/Rel
	BUSY	Busy tone	
CPAS	xxxx	Central Precedence answering station listed DN	basic-21
CPCI	(NO)	Called Party Control on Internal Call is not allowed for the customer	cpci-22
	YES	Called Party Control on Internal Call is allowed for the customer CPCI package 310 is required.	
CRDAY	(NO) YES	Call Redirection by Day	basic-24
CRHOL	NEW	Add holiday(s)	basic-24
	CHG	Change holiday(s)	
	OUT	Remove holiday(s)	
	OUT ALL	Deletes all holidays in the list	
CRT0	SH SM EH EM	Alternate time option 0, denoting a time when the Alternate Redirection DN is used. Where: <ul style="list-style-type: none"> • SH SM = Start time • EH EM = End time Both entries are in international time format and are entered as HH MM (hour = 00-23; minute = 00-59). The default value is 00 00 00 00. The default disables "CRTOD" (page 302) for that alternate time option.	basic-22
CRT1	SH SM EH EM	Alternate time option 1, denoting a time when the Alternate Redirection DN is used. See the prompt CRT0 for an explanation of the response format.	basic-22
CRT2	SH SM EH EM		basic-22

Prompt	Response	Comment	Pack/Rel
		Alternate time option 2, denoting a time when the Alternate Redirection DN is used. See the prompt CRT0 for an explanation of the response format.	
CRT3	SH SM EH EM	Alternate time option 3, denoting a time when the Alternate Redirection DN is used. See the prompt CRT0 for an explanation of the response format.	basic-22
CRTOD	(NO) YES	Call Redirection by Time Of Day Do not change CRTOD alternate time options Change CRTOD alternate time options	basic-22
CTRC	(OVF NAP OVF NAP)	Restricted Call	basic-1
CTVN	(OVF OVF OVF ATN)	Call to Vacant Number	basic-1
CUST	0-99 0-31	Customer number for Large Systems For CS 1000E For Small Systems For CS 1000S For MG 1000B For MG 1000T	basic-1 basic-4.00 basic-1.0 basic-2.0 basic-4.00
CWBZ	(NO) YES (NO) YES	Call Waiting Buzz First field-Provide two second buzz on exceeding upper CWCL or CWTM threshold. Second field-Buzz on first call entering queue.	basic-1
CWCL	(0)-255 (0)-255	Call Waiting Call Limit Lower and upper thresholds.	basic-1

Prompt	Response	Comment	Pack/Rel
		The Call Waiting lamp starts flashing when number of calls in the queue exceeds the upper threshold. The lamp continues to flash until the number of calls in queue is less than the lower threshold. Enter 0 to disable this feature.	
	(0)-1000 (0)-1000	Lower and upper thresholds defined as a percentage of the active consoles when OPT = FACA. When the FACA/FACD option is changed, a new value for CWCL must be set or the default values are used. The CWCL values for the tenant-level are set equal to the customer-level values. CWCL is also prompted in LD 93.	
CWTM	(0)-511 (0)-511	Lower and upper thresholds for Call Waiting Time. The Call Waiting lamp starts flashing when the call in the queue exceeds the upper threshold. The lamp continues to flash until the wait time is less than the lower threshold. Enter 0 to disable this feature.	basic-1
CWUP	(NO) YES	Call Waiting queue Update Prompted with M2250 Attendant Console (DCON) package 140. The M2250 type consoles can be notified every time there is a change to the Call Waiting queue.	dcon-15
DACT_BUSY	(LIT) WINK FLSH DARK	Boss's Lamp status when BSFE is disabled and set is busy. LCD Lamp is on. LCD Lamp flash rate is 60 impulses per minute. LCD Lamp flash rate is 30 impulses per minute. LCD Lamp is off.	ffcsf-24
DACT_IDLE		Boss's Lamp status when BSFE is disabled and set is idle.	ffcsf-24

Prompt	Response	Comment	Pack/Rel
	(DARK)	LCD Lamp is off.	
	WINK	LCD Lamp flash rate is 60 impulses per minute.	
	LIT	LCD Lamp is on.	
	FLSH	LCD Lamp flash rate is 30 impulses per minute.	
DAPC	(NO) YES	Dial Access Prefix on CLID table entry option	isdn-24
DASC	xxxx	Display Access Code Enter the access code which is to be placed on displays before Originating Line Identities (OLI) and Terminating Line Identities (TLI) are received from the ISDN. The default is no code, when creating a new data block. Prompted with Multi Language Wake Up (MLWU) package 206 and Integrated Digital Access (IDA) package 122.	mlwu-16
DATE	dd mm yyyy	Date of the holiday Where: dd = day mm = month yyyy = year (optional, if no year is entered the holiday is repeated every year.	basic-24
DAY	0-28	Day of month for printout. Where 0 = last day of month	supp-15
DAY0	n n n n n n n	Days for day option 0 for which alternate treatment is given. Where: n = 1 (Sunday) n = 2 (Monday) n = 3 (Tuesday) n = 4 (Wednesday) n = 5 (Thursday) n = 6 (Friday) n = 7 (Saturday)	basic-24
	ALL	Alternate treatment is to be given throughout the week	

Prompt	Response	Comment	Pack/Rel
	Xn	Precede the day number with X to remove	
	Xn Xn Xn	Multiple days can be removed by preceding each day number with X and separating with a space.	
DAY1	n n n n n n n	Days for day option 1 for which alternate treatment is given Where: n = 1 (Sunday) n = 2 (Monday) n = 3 (Tuesday) n = 4 (Wednesday) n = 5 (Thursday) n = 6 (Friday) n =7 (Saturday)	basic-24
	ALL	Alternate treatment is to be given throughout the week	
	Xn	Precede the day number with X to remove	
	Xn Xn Xn	Multiple days can be removed by preceding each day number with X and separating with a space.	
DAY2	n n n n n n n	Days for day option 2 for which alternate treatment is given Where: n = 1 (Sunday) n = 2 (Monday) n = 3 (Tuesday) n = 4 (Wednesday) n = 5 (Thursday) n = 6 (Friday) n =7 (Saturday)	basic-24
	ALL	Alternate treatment is to be given throughout the week	
	Xn	Precede the day number with X to remove	
	Xn Xn Xn	Multiple days can be removed by preceding each day number with X and separating with a space.	
DAY3	n n n n n n n	Days for day option 3 for which alternate treatment is given	basic-24

Prompt	Response	Comment	Pack/Rel
		Where: n = 1 (Sunday) n = 2 (Monday) n = 3 (Tuesday) n = 4 (Wednesday) n = 5 (Thursday) n = 6 (Friday) n = 7 (Saturday)	
	ALL	Alternate treatment is to be given throughout the week	
	Xn	Precede the day number with X to remove	
	Xn Xn Xn	Multiple days can be removed by preceding each day number with X and separating with a space.	
DBRC	2-(60)-120	Duration Between Reminder Cadences for audible reminder of held call Odd entries are rounded up to a valid multiple of two seconds.	basic-14
DCMX	1-255	Digit Conversion Maximum number of tables The sum of the values for MAXT and DCMX cannot exceed 255 or MAXT + DCMX = 255.	idc-12
DFLT		Default	casr-1
	(NO)	CAS do not be activated after a SYSLOAD.	
	YES	CAS is activated after a SYSLOAD.	
DFLT	0-(3)-9	CIS value used when MFC CAC has not been received, or MFC CAC received is not in the MFC CAC list of this table.	cist-24
	0-(6)-10	CIS value used when CIC CAC has not been received, or MFC CAC received is not in the CIC CAC list of this table.	
DFLT_LANG	a...a	Default language for M3900 on Remote Office Where:	ponw-25.4

Prompt	Response	Comment	Pack/Rel
		a...a = (ENG), FRE, GER, DUT, SPA, ITA, NOR, SWE, DAN, POR, FIN, POL, CZE, HUN, JAP, RUS, LAT, or TUR.	
DFLT_SCPW	(NO) YES	<p>Allow or deny Default Station Control Password for IP Phones.</p> <p>When DFLT_SCPW = YES, the system automatically assigns a SCPW when a new IP Phone is programmed. An SCPW is not automatically assigned to an existing IP Phone until it receives a service change.</p>	
DFNA	1-(4)-15	<p>Number of Distinctive Ringing Forward No Answer cycles</p> <p>Prompted with Distinctive Ringing (DRNG) package 74.</p>	drng-4
DFN0	1-(4)-15	<p>Number of Distinctive Ringing cycles for CFNA, Option 0</p> <p>CFNA has three ringing cycle options. This assigns the Distinctive Ringing cycles for Option 0. Refer to <i>Features and Services Fundamentals</i> (NN43001-106) for details concerning this feature</p>	uscr-19
DFN1	1-(4)-15	<p>Number of Distinctive Ringing cycles for CFNA, Option 1</p>	uscr-19
DFN2	1-(4)-15	<p>Number of Distinctive Ringing cycles for CFNA, Option 2</p>	uscr-19
DFNR	(0)-15	<p>DID Forward No Answer Ring cycles</p> <p>Defines the Number of ringing cycles before a DID call is Slow Answer Recalled to the attendant console after the last stage of CFNA or hunt treatment has been completed (the maximum number of CFNA or hunt steps is two).</p>	ffc-16

Prompt	Response	Comment	Pack/Rel
		If DFNR = 0, then DID CFNA enhancement is disabled. DID Call Forward No Answer is the Master Timer. Prompted if the FNAD prompt is not ATT or NO.	
DGRP	(0)-2046	Maximum number of Dial Intercom Groups (DIG) Prompted with Dial Intercom (DI) package 21	di-1
DIALPLAN	aaa	Configure the on-net dial plan (public or private) when ZBD feature is enabled (controls DN/CLID processing). Where: <ul style="list-style-type: none"> • aaa = PUB (public on-net dial plan) E.164 CLID is displayed on a terminating telephone • aaa = PRV (private on-net dial plan) 7-digit DN/CLID is displayed on a terminating telephone 	zbd-6.00
DIDN	(YES) NO SRCH	Precede the DN of the active DN key with the digits in HLCL Use digits in HLCL Find a DN key of the set from key 0 which has DIDN of a CLID entry set to YES	isdn-22
DIDN_LEN	0-7	Number of last few DN digits which needs to be sent over the network when DIDN is YES	
DIDT	xxx yyy zzz	Dial tone and Interdigit timeout for DTMF sets. Where: xxx = 0-(14)-60; yyy = 0-(14)-60; zzz = 0-(14)-60 when International Supplementary Features (SUPP) package 131 is equipped. The 1st parameter is the time before first digit or the dial tone time. The 2nd parameter is the time between the first and second digits. The 3rd parameter is the time between digits after the second digit. Odd entries are rounded down to a valid multiple of two seconds.	supp-9

Prompt	Response	Comment	Pack/Rel
	xxx yyy zzz	<p>Dial tone and Interdigit timeout for DTMF sets when International Supplementary Features (SUPP) package 131 is not equipped.</p> <p>Where: xxx = 0-(14)-60; yyy = 0-(14)-60; zzz = 0-(14)-60 when International Supplementary Features (SUPP) package 131 is equipped.</p> <p>Odd entries are rounded down to a valid multiple of two seconds.</p>	
DIND	xxx yyy zzz	<p>Dial tone and Interdigit timeout for non-DTMF sets when International Supplementary Features (SUPP) package 131 is equipped.</p> <p>Where: xxx = 0-(30)-60; yyy = 0-(30)-60; zzz = 0-(30)-60;</p> <p>The 1st parameter is the time before first digit or the dial tone time. The 2nd parameter is the time between the first and second digits. The 3rd parameter is the time between digits after the second digit.</p> <p>Odd entries are rounded down to a valid multiple of two seconds.</p>	basic-10
	xxx yyy zzz	<p>Dial tone and Interdigit timeout for non-DTMF sets when International Supplementary Features (SUPP) package 131 is not equipped.</p> <p>Where: xxx = 0-(30)-60; yyy = 0-(30)-60; zzz = 0-(30)-60;</p>	
DISD	0-(1)-9, *, #	Control digit for Disconnect	mpo-20
DITI	(NO) YES	<p>DID to TIE connections allowed</p> <p>To connect external DID and internal network TIE trunks for the customer (which allows an external trunk to be transferred across an internal network TIE trunk), set DITI = YES.</p>	supp-10
DLAT	(0)-120	Delayed Answer Timer.	opcb-14

Prompt	Response	Comment	Pack/Rel
		Where 0 = no time limit. In seconds for internal calls. Call disconnected if not answered. Prompted with Operator Call Back (OPCB) package 126.	
DLDN	(NO) YES	Departmental Listed Directory Numbers. Prompted with Departmental Listed Directory Number (DLDN) package 76.	dldn-5
DLT		Direct Inward System Access (DISA) Lockout treatment	disa-1
	(OVF)	Overflow tone	
	ATN	Attendant	
	OFA	Overflow then attendant	
DMWM	(NO) YES	Enable the output of DPNSSI Message Waiting Indication Non Specified Information error messages (ERR0001, ERR0002, ERR0003).	dmwi- 23
DNDH	(NO) YES	Do Not Disturb Hunting allowed Prompted with Meridian Hospitality Voice Services (MHVS) package 179.	hvs-16
DNDL	(NO) YES	Do Not Disturb Lamp on 500/2500 telephones Prompted with Do Not Disturb Individual (DNDI) package 9.	dndi-10
DNDT		Do Not Disturb intercept Treatment	dndi-1
	(BST)	Busy Tone	
	ATT	Attendant	
	RAN	RAN trunk	
		Prompted with Do Not Disturb Individual (DNDI) package 9	
DNLG	0-(4)-15	DN Length	

Prompt	Response	Comment	Pack/Rel
DSAR_ALLOWED	(NO) YES	Digital Sets Avail Reporting is allowed. If DSAR_ALLOWED is YES, the option to print the unit equipped/unequipped messages is set for the customer.	
DTMF	(NO) YES	End-to-End Signaling feedback tone Use the improved EES for single tone feedback Use the current EES for DTMF feedback tone	ees-19
ECC1	(CTD) CUN FR1 FR2 FRE SRE TLD UNR	Enhanced Controlled Class of Service level 1 ECC1 is prompted with Enhanced Control Class of Service (ECCS) package 173. This access restriction applies when CCRS is active. When CCRS is inactive, the set reverts to the Access Restrictions defined in LD 10 or LD 11. Allowed access restrictions are: Conditionally Toll Denied Conditional Unrestricted Fully Restricted class 1 Fully Restricted class 2 Fully Restricted Semi-Restricted Toll Denied Unrestricted	eccs-15
ECC2	(CTD) CUN FR1 FR2	Enhanced Controlled Class of Service level 2 ECC2 is prompted with Enhanced Control Class of Service (ECCS) package 173. This access restriction applies when CCRS is active. When CCRS is inactive, the set reverts to the Access Restrictions defined in LD 10 or LD 11. Allowed access restrictions are: Conditionally Toll Denied Conditional Unrestricted Fully Restricted class 1 Fully Restricted class 2	eccs-15

Prompt	Response	Comment	Pack/Rel
	FRE	Fully Restricted	
	SRE	Semi-Restricted	
	TLD	Toll Denied	
	UNR	Unrestricted	
ECDN	x...x	External Call DN DN used for intercept transfer when the FDN and Multi-Tenant are not on intercept position. The DN is used for intercept treatment for external calls. Up to 13 digits allowed.	icp-16
ECDR	(NO) YES	Print End-to-End Signaling digits in CDR record	ees-19
EESD		End-to-End Signalling Digit Display	ees-24
	(NO)	No End-to-End Signalling Digit Display	
	YES	Display End-to-End Signalling Digits	
EEST		End-to-End Signaling Tone to originating party	ees-19
	(NO)	No feedback tone to the originator	
	YES	Send feedback tone to originator When EEST = NO or when EEST = YES and DTMF = NO, <i>Improved</i> End-to-End Signaling is used. When EEST = YES and DTMF = YES, <i>Enhanced</i> End-to-End Signaling is used. EEST is prompted with End-to-End Signaling (EES) package 10.	
EFLL	(0)-8064	Efficiency Factor Loading Level Prompted with Network Attendant Services (NAS) package 159	nas-14
ELPL	1-15	Electronic Lock Password Length (number of digits)	basic-12
ENS	(NO) YES	Enhanced Night Service enabled Prompted with Enhanced Night Service (ENS) package 133.	ens-20

Prompt	Response	Comment	Pack/Rel
ENTRY	xx	CLID entry to be configured. CLID entries must be between 0 and the value entered at the SIZE prompt - 1. Precede entry or entries with X to delete. ENTRY is repeated until a <CR> is entered.	isdn-22
ESA_APDN	(YES) NO	Append the originating Directory Number after the Home Local Number for Emergency Services Access calls.	esa- 23 esa_clmp-2 3
ESA_HLCL	x..x	Home Local Number for Emergency Services Access calls. If the system is Flexible Numbering Plan (FNP) packaged, then up to 12 digits are accepted. If the system is not FNP packaged, then up to 7 digits are accepted. 'X' deletes the data.	esa- 23
ESA_INHN	(NO) YES	Insert Home National Number in front of Home Local Number for Emergency Services Access calls.	esa- 23
EXTFIELD	(NO) YES	Enable Total External Conferees Count display field.	basic- 23
EXT_NAME	(E) aaaa	Change Total External Conferees Count field name. aaaa = 1 to 4 alphanumeric characters.	basic- 23
EXTT	(NO)	Prevent unconditional external Trunk to Trunk transfer.	basic-22
	YES	Allow unconditional external Trunk to Trunk transfer.	
FCAF	(NO) YES	Forced Charge Account active Prompted with Forced Charge Account (FCA) package 52	fca-1
FCNC	0-99	FCA Network Class of Service	fca-1

Prompt	Response	Comment	Pack/Rel
FCR_DATA	(NO) YES	Change New Flexible Code Restriction options	basic-21
FCWD	(0)-126	Forwarded No Answer Call Waiting DID feature. FCWD determines the number of seconds a DID call should wait on a set before being forwarded to the attendant If (0) is chosen, the call is not forwarded to attendant. Valid entries are even numbers between 0-126, odd numbers are rounded down. Prompted with French Type Approval (FRTA) package 197	frta-15
FFC_DATA	(NO) YES	Change Flexible Feature Code options	basic-21
FFCS	(NO) YES	Change Flexible Feature Code end-of-dialing indicator	ffc-15
FLEN	1-(16)	Flexible length of digits expected	
FLSH	xxx xxx yyy	Switchhook Flash timing.(format Where: xxx = 20-(45)-768 when International Supplementary Features (SUPP) package 131 is not equipped) Minimum and maximum switchhook flash time in milliseconds (format when International Supplementary Features (SUPP) package 131 is equipped) Where: xxx = 20-(45)-768; yyy = xxx-(896)-1500 The timing specified is used for EPE equipment only. XPE equipment uses the FLSH specified in LD 97.	basic-1
FMOP	(NO) YES	Flexible Misoperation options are not required Flexible Misoperation options are required	mpo-20
FNAD	(HNT) ATT	Call Forward No Answer treatment for DID calls Hunt DN, defined in telephone data block CFNA to attendant	basic-2

Prompt	Response	Comment	Pack/Rel
	FDN	Flexible CFNA DN, defined in telephone data block	
	NO	CFNA not allowed	
FNAL		Call Forward No Answer treatment for all other calls including trunk calls marked as internal. An internal trunk call is a trunk call in which LD 16 prompt RCLS = INT. If FNAL = HNT, no answer calls are forwarded to the Hunt DN.	basic-10
	(HNT)	Hunt DN (defined in telephone data block)	
	ATT	CFNA to attendant	
	FDN	Flexible CFNA DN (defined in telephone data block)	
	NO	CFNA not allowed	
FNAT		Call Forward No Answer treatment for external Trunk non-DID calls. An external call is defined as a trunk call in which LD 16 prompt RCLS = EXT. If FNAT = FDN or HNT, then Call Forward by Call Type (CFCT) handles the call.	basic-10
	(HNT)	Hunt DN, defined in telephone data block	
	ATT	CFNA to attendant	
	FDN	Flexible CFNA DN, defined in telephone data block	
	NO	CFNA not allowed	
FNP	(YES) NO	Enable Flexible Numbering Plan for customer.	fnp-23
FOPT	0-(6)-30	Flexible Orbiting Prevention Timer The number of seconds in two second intervals that CFW should be suspended on a set that has just forwarded a call off-node. Odd entries are rounded up to the next valid entry. A response of 0 disables FOPT.	nas-20
FRAN	0-511	First RAN number for first PCR threshold	supp-16

Prompt	Response	Comment	Pack/Rel
	X	To disable the RAN	
FRRT	0-511	First Recorded Announcement or RAN Route for Recorded Overflow Announcement (ROA). Prompted with Recorded Overflow Announcement (ROA) package 36 and OPT = ROI. Enter X to remove	roa-14
FRT	0-(20)-2044	First RAN Time seconds before first RAN given.	frt-1
FTR_DATA	(NO) YES	Change Features and options	basic-21
FTOP		Flexible Trunk to Trunk Options.	basic-23
	(FRES)	Flexible Trunk to Trunk Connections Restricted. FTT feature is inactive.	
	TBFT	Trunk Barring Flexible Trunk to Trunk Connections. FTT adds new restrictions on connections not barred by TBAR	
	FTTB	Flexible Trunk to Trunk connections Trunk Barring. FTT lifts TBAR restrictions for routes barred by TBAR. FTT cannot add any new restrictions for non-barred routes.	
	FTLY	Flexible Trunk to Trunk Connections Only. All set based trunk to trunk connections for Transfer and Conference are controlled by FTT only.	
GPXX	x	Unsolicited status events 1, 2, 3, 4, 5 or 6 Unsolicited status events are used with Meridian Link applications. Enter the message to be sent to the host computer for telephones in the group, where:	mlm-19

Prompt	Response	Comment	Pack/Rel
		<ul style="list-style-type: none"> • 0 = No status messages monitored • 1 = On-Hook • 2 = Off-Hook • 3 = Ringing • 4 = Active • 5 = Disconnect • 6 = Unringing <p>Precede the value with an X to remove a status from the Group report.</p> <p>The prompts GP02 through GP15 appear when Meridian Link package is equipped. Default values are in Group 0 and Group 1:</p> <ul style="list-style-type: none"> • Group 0 = sends no messages • Group 1 = sends all messages <p>Groups 0 and 1 cannot be entered or changed here, but can be entered in response to the IAPG prompt in LD 10 and LD 11.</p>	
GP02	n n n n n	<p>Group 2 status events</p> <p>The following comment applies to prompts GP03 through GP15:</p> <p>Unsolicited status events are used with Meridian Link applications. Enter the message to be sent to the host computer for telephones in the group, where:</p> <ul style="list-style-type: none"> • 0 = No status messages monitored • 1 = On-Hook • 2 = Off-Hook • 3 = Ringing • 4 = Active • 5 = Disconnect • 6 = Unringing <p>Precede the value with an X to remove a status from the Group report.</p> <p>Default values are in Group 0 and Group 1:</p>	iap3p-13

Prompt	Response	Comment	Pack/Rel
		<ul style="list-style-type: none"> • Group 0 sends no messages • Group 1 sends all messages <p>Groups 0 and 1 cannot be entered or changed here, but can be entered in response to the IAPG prompt in LD 10 and LD 11.</p> <p>The prompt GP02 through GP15 are presented only with Integrated Services Digital Network Application Module Link for 3rd Party Vendors (IAP3P) package 153 equipped.</p>	
GP03	n n n n n	Group 3 status events 1, 2, 3, 4, 5 or 6 assigned	iap3p-13
GP04	n n n n n	Group 4 status events 1, 2, 3, 4, 5 or 6 assigned	iap3p-13
GP05	n n n n n	Group 5 status events 1, 2, 3, 4, 5 or 6 assigned	iap3p-13
GP06	n n n n n	Group 6 status events 1, 2, 3, 4, 5 or 6 assigned	iap3p-13
GP07	n n n n n	Group 7 status events 1, 2, 3, 4, 5 or 6 assigned	iap3p-13
GP08	n n n n n	Group 8 status events 1, 2, 3, 4, 5 or 6 assigned	iap3p-13
GP09	n n n n n	Group 9 status events 1, 2, 3, 4, 5 or 6 assigned	iap3p-13
GP10	n n n n n	Group 10 status events 1, 2, 3, 4, 5 or 6 assigned	iap3p-13
GP11	n n n n n	Group 11 status events 1, 2, 3, 4, 5 or 6 assigned	iap3p-13
GP12	n n n n n	Group 12 status events 1, 2, 3, 4, 5 or 6 assigned	iap3p-13
GP13	n n n n n	Group 13 status events 1, 2, 3, 4, 5 or 6 assigned	iap3p-13
GP14	n n n n n	Group 14 status events 1, 2, 3, 4, 5 or 6 assigned	iap3p-13
GP15	n n n n n	Group 15 status events 1, 2, 3, 4, 5 or 6 assigned	iap3p-13

Prompt	Response	Comment	Pack/Rel
HCC		Held Call Clearing, prompted with International Supplementary Features (SUPP) package 131.	supp-9
	(NO)	feature not activated	
	YES	feature activated	
	XFER	feature activated and set to transfer	
HDOPT		Off-Hook Alarm Security Half Disconnect Options	basic-24
	(0)	No Off-Hook Alarm Security Half Disconnect treatment	
	1-10	Number of Off-Hook Alarm Security Half Disconnect treatments	
	CONT	Continuous Off-Hook Alarm Security Half Disconnect treatment	
HDTM	1-(30)-600	Off-Hook Alarm Security Half Disconnect Timer in seconds	basic-24
HLCL	0-99 ... 99	Local code for home local number or Listed directory number (1-12 digits). Precede with X to remove.	isdn-22
HLOC	100-99999999	Home Location Code (ESN) as defined in LD 90	pri-12
		Up to 7 digits with extended code. Prompted when ISDN=YES, or with Digital Private Network Signaling System 1 (DPNSS) package 123.	
HMDN	xxxx	Home DN	basic-21
HMTL	(YES) NO	Hotel/Motel environment	hosp-21
HNPA	200-999	Home Number Plan Area code defined in LD 90	nanp-19
		Prompted with Multi Language Wake Up (MLWU) package 206. Not prompted with International Primary Rate Access (IPRA) package 202.	

Prompt	Response	Comment	Pack/Rel
HNTN	0-999999	National code for home national number (1-6 digits). Precede with X to remove.	isdn-22
HNXX	100-9999	Prefix for Central Office defined in LD 90. Prompted with Multi Language Wake Up (MLWU) package 206. Not prompted with International Primary Rate Access (IPRA) package 202. Allow for digit insertion between HNXX and the DN. If HNXX is 4 digits long, only the last 3 digits of the DN are displayed in the Calling Line ID CLID.	mlwu-12
HOL_OPT	0-3 ALL X0-3	Holiday redirection option for which the date applies Date applies to all holiday options Precede the option number with X to remove the date from that option list	basic-24
HOSP	(NO) YES	Hospitality Management or Hospitality allowed Prompted with HOSP package 166.	hosp-21
HOUR	hh hh hh	Hour of day for printout Two printouts per day allowed when SCDL = 1	
HRCL	0-512	Hold Recall timer	casm-1
HSP_DATA	(NO) YES	Change Hospitality Management options	basic-21
HWTT	0-(300)-600	Length of Howler Tone in seconds. Prompted with Multi Language Wake Up (MLWU) package 206, and Operator Callback (OPCB) package 126. Where: 0 = continuous tone	mlwu-12
ICCR	(NO) YES	Intercept position Canceling Reply is sent if transfer is canceled from Intercept computer	icp-10
ICDN	xxxx	Internal Call DN	icp-16

Prompt	Response	Comment	Pack/Rel
		DN used for intercept transfer when the FDN and Multi-Tenant are not on intercept position. The DN is used for intercept treatment for internal calls. Up to 13 digits allowed.	
ICDL	3-(4)-7	ICP DN Length Length of DN to and from the ICP computer.	icp-10
ICI	x aaa	Attendant Incoming Call Indicators Where: x = 0-9 if OPT = IC1, or x = 0-19 if OPT = IC2. Where: aaa = ICI function name. Multiple responses can be entered for the same key.	basic-20
	x CAy	ICI number, Station Category Indication priority level, (where y = 1-7)	
	x CFB	ICI number, Call Forward Busy	
	x CFN	ICI number, Call Forward No Answer	
	x DF0	ICI number, dial 0 fully restricted	
	x DL0	ICI number, dial 0	
	xx IADN	xx = ICI key number (0 - 19) ICI key for individual attendant DN.	basic- 23
	x IAT	ICI number, Inter-Attendant call	
	x IEN	ICI number, Idle Extension Notification	
	x INT	ICI number, Intercept	
	x LCT	ICI number, lockout intercept	
	x LD0	ICI number, listed DN0	
	x LD1	ICI number, listed DN1	
	x LD2	ICI number, listed DN2	
	x LD3	ICI number, listed DN3	
	x LD4	ICI number, listed DN4	
	x LD5	ICI number, listed DN5	

Prompt	Response	Comment	Pack/Rel
	x MTR	ICI number, Meter Recall	
	x MWC	ICI number, Message Waiting Calls	
	x NCO	ICI number, Network CO trunk	
	x NDID	ICI number, Network DID trunk	
	x NFEX	ICI number, Network FEX trunk	
	x NTIE	ICI number, Network TIE trunk	
	x NUL	ICI number, remove ICI appearances	
	x NWAT	ICI number, Network WAT trunk	
	x RDI	ICI number, RDI intercept	
	x RLL	ICI number, Recall	
	x Ryyy Ryyy	ICI number, one or more Route numbers	
	x TRK	ICI number, Trunk types and local route numbers	
ICMM	0-9	Message number shown when the transfer is caused by a maintenance program	icp-14
ICP	(NO) YES	Intercept Computer available Prompted with Intercept Computer Interface (ICP) package 143. Must be defined in LD 17.	icp-10
ICP_DATA	(NO) YES	Change Intercept Treatment options	basic-21
ICPD	(0)-9	ICP Padding Digit Padding digit for DNs shorter than specified in ICDL.	icp-10
ICPR	0-<nipn>	ICP Printer number. Prompted if ICPS = COM.	icp-10
ICPS		ICP Printer Search	icp-10
	(CIR)	Circular search	

Prompt	Response	Comment	Pack/Rel
	COM	Common printer for all consoles Type of Intercept Computer printer search, done when more than one console is used.	
ICTD	(NO) YES	Intercept Computer Terminal Dial from directory This prompt allows an intercept position of attendant type to dial an extension DN from the Intercept Computer Terminal.	icp-10
ICWN	(0)-511	Intercept Computer Owner Prompted with Multi-Tenant Service (TENS) package 86. Tenant that owns the intercept computer.	tens-9
IDBZ	(NO) YES	Enable Individual Attendant DN Buzzing.	basic- 23
IDCA	(NO) YES	Incoming DID Digit Conversion Allowed NFCR must = YES before IDCA can = YES. Prompted with Incoming Digit Conversion (IDC) package 113	idc-12
IDEF		Internal/external definition Network wide INY/EXT definition for Call Forward/Hunt by Call Type, Internal Call Forward, and Break In Indication Prevention.	basic-22
	(NO)	A call do not be treated as internal or external according to the network wide definition of internal and external calls. When IDEF = NO, information that can be entered previously at the IDEF prompt in LD 16 do not influence call treatment.	
	YES	A call is treated as internal or external according to the network wide definition of internal and external calls. Changing IDEF to NO and then back to YES do not reset the data entered in LD 16.	
IDR	0-511	Identification Error RAN number	supp-16
	X	To disable the RAN	

Prompt	Response	Comment	Pack/Rel
IFLS	(NO)	Allow switchhook flash signal from 500/2500 sets	mpo-20
	YES	Ignore switchhook flash signal from 500/2500 sets If YES then sets require ground buttons.	ims-1
IMA	(NO) YES	Integrated Messaging System enabled Prompted when OPT=MCI	
IMPH	(NO) YES	CDR for Incoming Packet data call	mph-19
IMS	(NO) YES	Change Integrated Messaging System features Prompted with Integrated Message System (IMS) package 35.	ims-1
IMS_DATA	(NO) YES	Change Integrated Message Service options	basic-21
INT	(NO) YES	Internal Malicious Call Trace Alarm If the alarm is to be rung when MCT is activated against internal calls ALRM = YES and INT = YES.	emct-20
INTFIELD	(NO) YES	Enable Internal Conferees Count display field.	basic- 23
INTL	0-9999	Country code (1-4 digits). Precede with X to remove.	isdn-22
INTC	xxx	International Access Code for CS 1000S, Where: xxx = 011 for Canada	basic-2
INT_DATA	(NO) YES	Change Intercept Treatment options	basic-21

Prompt	Response	Comment	Pack/Rel
INT_NAME	(I) aaaa	Change Internal Conferees Count display field name. aaaa = 1 to 4 alphanumeric characters. Change Intercept Treatment Intercept treatments determine the action performed when a user makes an invalid call. Each intercept prompt requires four entries representing the type call:	basic- 23
INTR	(NO) YES	<ul style="list-style-type: none"> • first entry = station/DISA • second entry = attendant extended • third entry = TIE trunk • fourth entry = CCSA/DID trunk One of the following responses is required for each entry: <ul style="list-style-type: none"> • ATN = Intercept to Attendant • BSY = Busy Tone • NAP = Not Applicable • OVF = Overflow Tone • RAN = Intercept to Recorded Announcement • SRC1-SRC8 = Announcement Source Channel The defaults are shown for each Intercept prompt. If RAN is specified, you are prompted for the RAN route number.	basic-1
IRFP	x....x	Internal Attendant Remote Call Forward Password The password length is 1-8 digits. The password is numeric only.	arfw-20
IRFR	(NO) YES	Internal Attendant Remote Call Forward Password Required	arfw-20
IRNG	(NO) YES	Intercom Ring Distinctive Ringing for Dial Intercom	drng-4

Prompt	Response	Comment	Pack/Rel
ISDN	(NO) YES	Integrated Services Digital Network allowed for customer Prompted when ISDN signaling package 145 is equipped and either the Integrated Service Digital Network BRI Trunk Access (BRIT) package 233 is equipped or at least one PRA link is configured.	isdn-12
ITH1	1-255	Visual Indication Threshold 1 TH1 ? calls in queue ? ITH2	bacd-8
ITH2	1-255	Visual Indication Threshold 2 ITH2 ? calls in queue ? ITH3	bacd-8
ITH3	1-255	Visual Indication Threshold 3 calls in queue > ITH3	bacd-8
LA11	0-511	Primary RAN route for Language 1 Prompted with Multi-Language Wake Up (MLWU) package 206.	mlwu-16
LA12	0-511	Secondary RAN route for Language 1	mlwu-16
LA21	0-511	Primary RAN route for Language 2	mlwu-16
LA22	0-511	Secondary RAN route for Language 2	mlwu-16
LA31	0-511	Primary RAN route for Language 3	mlwu-16
LA32	0-511	Secondary RAN route for Language 3	mlwu-16
LA41	0-511	Primary RAN route for Language 4	mlwu-16
LA42	0-511	Secondary RAN route for Language 4	mlwu-16
LA51	0-511	Primary RAN route for Language 5	mlwu-16
LA52	0-511	Secondary RAN route for Language 5	mlwu-16

Prompt	Response	Comment	Pack/Rel
LADN	x...x	Local Attendant Directory Number This must be different from the DN entered for ATDN. Up to 4 digits, up to 7 digits with Directory Number Expansion (DNXP) package 150.	casr-1
LCKT	(BSY BSY BSY BSY)	Call to a lockout set	isdn-15
LDA0	1-63 ALL	Attendant consoles associated with LDN0 Allow LDN0 on all attendants. Precede X to remove.	basic-5
LDA1	1-63 ALL	Attendant consoles associated with LDN1 Allow LDN1 on all attendants. Precede with X to remove.	basic-5
7LDA2	1-63 ALL	Attendant consoles associated with LDN2 Allow LDN2 on all attendants. Precede X to remove.	basic-5
LDA3	1-63 ALL	Attendant consoles associated with LDN3 Allow LDN3 on all attendants. Precede X to remove.	basic-5
LDA4	1-63 ALL	Attendant consoles associated with LDN4 Attendant consoles associated with LDN4	nldn-20
LDA5	1-63 ALL	Attendant console associated with LDN5 Attendant console associated with LDN5	nldn-20
LDBZ	n n n n n n	Listed Directory Number Buzzing groups 0,1,2,3,4, or 5.	basic-23

Prompt	Response	Comment	Pack/Rel
	ALL	The Departmental Listed Directory Number groups which should be buzzed when a Listed Directory Number/Code Blue call is in the attendant queue.	
	X	Precede with 'X' to remove.	
LDN_DATA	(NO) YES	Change Departmental Listed Directory Numbers	basic-21
LDN0	x...x	Listed Directory Number 0 Up to 4 digits, up to 7 digits with Directory Number Expansion (DNXP) package 150. Precede with X to remove an entry. LDN0 must be defined for ISDN PRI DID service. The length of LDN0 determines the number of trailing digits translated as the dialed DN on PRI DID routes.	basic-1
LDN1	x...x	Listed DN 1 Up to 4 digits, up to 7 digits with Directory Number Expansion (DNXP) package 150. Precede with X to remove an entry.	basic-1
LDN2	x...x	Listed DN 2 Up to 4 digits, up to 7 digits with Directory Number Expansion (DNXP) package 150. Precede with X to remove an entry.	basic-1
LDN3	x...x	Listed DN 3 Up to 4 digits, up to 7 digits with Directory Number Expansion (DNXP) package 150. Precede with X to remove an entry.	basic-1
LDN4	x...x	Listed DN 4 Up to 4 digits, up to 7 digits with Directory Number Expansion (DNXP) package 150. Precede with X to remove an entry.	nldn-20
LDN5	x...x	Listed DN 5	nldn-20

Prompt	Response	Comment	Pack/Rel
		Up to 4 digits, up to 7 digits with Directory Number Expansion (DNXP) package 150. Precede with X to remove an entry.	
LDNT	(NO) YES	Listed Directory Number Tone Special tone to CAS main attendant when presented with LDN calls.	casr-12
LDTT	2-(6)-30	Line disconnect tone timer for 500/2500 telephones in seconds	basic-17
LEC	0-99..99	Local Exchange Code, 1 to 15 digits.	
	X	Remove LEC	
LEND		List Entry Number Delimiter	ssc-22
	(NO)	A delimiter (*) is neither required nor allowed between the list entry number and telephone number	
	YES	A delimiter (*) is required between the list entry number and telephone number. LEND is prompted with packages scc-1 or ssc-34	
LFFD	x00..x00	First DN of lamp field array for ILF. The system shows the status of the next 150 consecutive DNs. Last two digits of first DN must be 00. First DN must start on even 100 (e. g., 3400 is acceptable, but 3450 is not). Precede with X to remove. Prompted when OPT = ILF.	basic-1
LFTN	l s c u	Lamp Field array Terminal Number LFTN is prompted again for a second lamp field array. For Supervisory Console, when assigning lamp field array to show Attendant status, enter the secondary TN of the console.	basic-1

Prompt	Response	Comment	Pack/Rel
		To remove the second LFTN, enter "0". To remove both LFTNs, enter XLF in response to prompt OPT. Prompted when OPT = ILF. Not allowed for 2000/3000 series telephones.	
	c u	For Small System	
LINK	(NO) YES	ACD DNIS Link option. Prompted if OPT = DNI.	dnis-10
LLT		Flexible Line Lockout Treatment	basic-4
	(OVF)	Overflow tone	
	ATN	Attendant	
	OFA	Overflow, then Attendant	
LOCL	1-(10)	Flexible length of Vacant Number Routing (VNR) Location digits (LOC). Enter the maximum number of LOC digits expected by VNR.	fnp-14
LSC	1-9999999	Local Steering Code. LSC can be one to seven digits.	cdp-12
		LSCs are required if the CDP DNs are longer than the local PDNs. The CLID sent for a CDP call is composed of the LSC defined in LD 15 plus the PDN of the calling set.	
		Various ISDN network features depend on the CLID as the return address for sending feature control messages. Multiple LSCs can be defined in LD 87 for CDP but only one LSC can be defined here for the CLID.	
		The LSC prompt appears only if the user has a five or six digit dialing plan, or if the DPNSS software package is equipped. LSC is prompted here if ISDN = NO, otherwise LSC is a sub-prompt of ISDN.	
		Precede with X to remove	
MAIN	(NO) YES	CAS Main	casm-1

Prompt	Response	Comment	Pack/Rel
MATT	(NO) YES	Consoles used as Message Center Prompted with Message Waiting Center (MWC) package 46 and OPT = MCI.	mwc-1
MAXT	1-255	Maximum number of NFCR translation tables Once defined a lower value cannot be entered for MAXT. The sum of the values for MAXT and DCMX cannot exceed 255 or MAXT + DCMX ? 255 per customer.	nfc-2
MBG	(0)-65535	Multi-location Business Group. Where: <ul style="list-style-type: none"> • 0 = no indication • 1 = reserved for public network • 2-65535 = Business Group Identifiers This parameter is used to define the Multi-location Business Group. It is not currently used by the MSL-1, but is added for interfacing with systems that require it.	tens-16
MBNR	(OVF OVF OVF ATN)	Maintenance Busy Numbers	basic-1
	MAIL MAIL MAIL MAIL	Mail intercept treatment configuration	sipe-25
MCDC	(NO) YES	Malicious Call DN/CLID printing allowed	mct-10
MCLR	(NO) YES	Meter Clear after printing	supp-15
MCRT	xxxx	Malicious Call Trace Recorder route number as defined in LD 16.	emct-20
MDID	(NO) YES	No Answer DID calls routed to Message Center Prompted with Message Waiting Center (MWC) package 46 and OPT = MCI.	mwc-1

Prompt	Response	Comment	Pack/Rel
MFAC	x	<p>Mobile Extension Feature Activation Code. Enables a mobile telephone connected to another telephone in a CS 1000 system, to signal the CS 1000 system for activation of various Call in Progress features (FFCs).</p> <p>Enables a mobile phone user to Conference in, or Transfer a call to, a third party. Places the mobile phone on HOLD and provides a dial tone to connect to the third party. Used in combination with the Conference and Transfer FFCs (LD57) for mobile telephones.</p> <p>Where x = 1 character code.</p> <ul style="list-style-type: none"> • Nortel recommends that "*" be used as the Mobile Feature Activation Code. You must coordinate with the Mobile and Public Network providers to ensure this PBX configuration does not conflict with their feature interface. • The MFAC code does not have to be unique with the customer number planning, as it is only dialed during established calls and is not valid in a dialing state. 	mobx-5.50
MFC_ENT	(0)-31 Xaa Xaa Xbb <CR>	<p>CAC conversion table to convert MFC CAC into CIS CAC</p> <p>CAC conversion table entry to be created or modified</p> <p>CAC conversion table entry to be deleted</p> <p>CAC conversion table entries between aa and bb to be deleted.</p> <p>Exit MFC CAC conversion table, gives CIS_ENT prompt.</p> <p>This prompt is repeated until <CR> is entered as response.</p> <p>For REQ=NEW, only default table 0 is configurable.</p> <p>An ENTRY can be deleted even if still configured on an incoming route.</p>	
MFCG	(OVF OVF OVF ATN)		opcb-14

Prompt	Response	Comment	Pack/Rel
		MFC Congestion	
MFID	a	<p>Manufacturer Identifier.</p> <p>a = an alpha character representing a Manufacturer</p> <p>The MFID is stored in the Non Specified Information (NSI) table.</p> <p>Note: The first entry in the table is sent in NSI. The NSI table must be configured with the proper MFID to send.</p> <p>To delete a Manufacturer Identifier from the NSI table, enter 'X' in front of the Manufacturer Identifier.</p> <p>'XALL' to remove all the existing Message Waiting Indication Non Specified Information tables.</p>	dmwi- 23
MFVN	(OVF OVF OVF ATN)	MFC Call to Vacant Number	opcb-14
MFVO	(OVF OVF OVF ATN)	MFC Call to Vacant Office	opcb-14
MHLD	(NO) YES	<p>Manual Hold after inquiry is not required</p> <p>Manual Hold after inquiry is required</p>	mpo-20
MLDN	<MAIL DN>	mail DN	sipe-25
MLPPSD	xxxxxx	<p>Default MLPP service domain used when no value is entered for the MLPPSD prompt in Overlay 87.</p> <p>Where:</p> <ul style="list-style-type: none"> • xxxxxx = six hexadecimal characters in the range (000000 to FFFFFFFF) used to signify a 24 bit binary integer. Default is (000000). 	atvn-25.47
MPH	(NO) YES	CDR for Meridian Packet Handler	mph-19

Prompt	Response	Comment	Pack/Rel
		This is the Call Detail Records for an incoming packet data call from the Public Switched Packet Data Network to the Meridian Packet Handler	
MPO_DATA	(NO) YES	Change Multi Party Options	basic-21
MPOP	(NO) YES	Multi-Party Operations Do not define certain multi-party options Define certain multi-party options Prompted with Multi-Party Operations (MPO) package 141.	mpo-20
MSCD	(NO) YES	Mandatory Speed Call Delimiter End of dial speed call delimiter is optional A delimiter is required to store the number. A confirmation tone is given if this option is configured. MSCD is prompted with package scc-1.	ssc-22
MSG1	a...a	Set-to-Set Message Where: a...a = <CR> keeps current message a...a = <text string> is the new message to be displayed (up to 24 characters)	basic-25.4
MSG2	a...a	Set-to-Set Message Where: a...a = <CR> keeps current message a...a = <text string> is the new message to be displayed (up to 24 characters)	basic-25.4
MSG3	a...a	Set-to-Set Message Where:	basic-25.4

Prompt	Response	Comment	Pack/Rel
		a...a = <CR> keeps current message a...a = <text string> is the new message to be displayed (up to 24 characters)	
MSG4	a...a	Set-to-Set Message Where: a...a = <CR> keeps current message a...a = <text string> is the new message to be displayed (up to 24 characters)	basic-25.4
MSG5	a...a	Set-to-Set Message Where: a...a = <CR> keeps current message a...a = <text string> is the new message to be displayed (up to 24 characters)	basic-25.4
MSG6	a...a	Set-to-Set Message Where: a...a = <CR> keeps current message a...a = <text string> is the new message to be displayed (up to 24 characters)	basic-25.4
MSG7	a...a	Set-to-Set Message Where: a...a = <CR> keeps current message a...a = <text string> is the new message to be displayed (up to 24 characters)	basic-25.4
MSG8	a...a	Set-to-Set Message Where: a...a = <CR> keeps current message	basic-25.4

Prompt	Response	Comment	Pack/Rel
		a...a = <text string> is the new message to be displayed (up to 24 characters)	
MSG9	a...a	Set-to-Set Message Where: a...a = <CR> keeps current message a...a = <text string> is the new message to be displayed (up to 24 characters)	basic-25.4
MSG10	a...a	Set-to-Set Message Where: a...a = <CR> keeps current message a...a = <text string> is the new message to be displayed (up to 24 characters)	basic-25.4
MSSC	a	a = any alphanumeric character Manufacturer-specific service character for Message Waiting Notification.	dmwi- 23
MTAR	(NO) YES	Disable Meridian Mail Trunk Access Restriction Enable Meridian Mail Trunk Access Restriction MTAR is prompted if OPT = MCI and Message Center (MWC) package 46 is equipped.	mwc-22
MURT	0-511 X	Music Route Prompted if WAIT = MUS. To remove.	mus-1
MUS	(NO) YES	Music for Sets Prompted with Enhanced Music (EMUS) package 119.	emus-12
MUSR	(0)-511	Music Route for Sets	emus-12

Prompt	Response	Comment	Pack/Rel
		The default is route "0" which is not normally a music route. Enter X to remove. Prompted if MUS = YES.	
MWFB	(NO) YES	DID calls to busy telephones routed to Message Center Prompted with Message Waiting Center (MWC) package 46 and when OPT = MCI.	mwc-1
MWNS	(NO) YES	Message Waiting Indication DPNSSI Non Specified Information string to recognize.	dmwi- 23
NAS_ ACTV	(YES) NO	Network Attendant Service routing Activated	nas-20
NAS_ ATCL	(YES) NO	Network Attendant Service Attendant Control allowed	nas-20
NATC	x	National Access Code for CS 1000S, Where: x = 1 for Canada	basic-2
NAUT	YES	Network Authorization Code prompt is given for every leg of a conference.	naut-1
	(NO)	Network Authorization Code prompt is given for first leg of a conference.	
NBLK	(OVF OVF OVF ATN)	NARS/BARS blocked calls	esn-1
NCOS	(0)-99	Network Class of Service for all Attendant consoles in this customer. Prompted with Network Class of Service (NCOS) package 32.	ncos-1
NCS1	(0)-99	Network Class of Service	ncos-1
NCS2	(0)-99	Network Class of Service	ncos-1

Prompt	Response	Comment	Pack/Rel
NDID	(NO) YES	No Answer non-DID calls routed to Message Center Prompted with Message Waiting Center (MWC) package 46 and when OPT = MCI.	mwc-1
NET_DATA	(NO) YES	Change ISDN and ESN networking options	basic-21
NFCR	(NO) YES	New Flexible Code Restriction Do not enable New Flexible Code Restriction Enable New Flexible Code Restriction To build an IDC table in LD 49, NFCR and IDCA must be set to YES. NFCR is prompted with New Flexible Code Restriction (NFCR) package 49.	nfc-1
NFNA	(0)-63	Night Forward No Answer ring cycles The number of times a DID/DOD and CO trunk call rings a set before being disconnected during Night Service. Prompted if OPT = DNCA.	afna-14
NFNS	(0)-504	Night Forward No Answer Seconds If a value is entered for this prompt all outgoing CO/DOD trunk calls in a waiting state, and all incoming CO/DID trunk calls in the answered state is disconnected after the time in seconds expires as entered in this prompt. The entered value must be a multiple of 8. Prompted if OPT = DNCS.	afna-14
NINV	(OVF OVF OVF ATN)	Invalid NARS/BARS call	esn-1
NIPN	2-(8)	Number of Intercept Positions that can be configured	icp-14
NIT	2-(8)	Network Alternate Route Selection (NARS) Interdigit Timer	
NIT_DATA	(NO) YES	Change Night Service options	basic-21

Prompt	Response	Comment	Pack/Rel
NIT1	x...x	First Night Service DN by time of day DN can be defined as a PLDN Up to four night service DNs can be defined. The time of day is specified by the prompts TIM1 to TIM4. A Group Hunt pilot DN can be entered. Up to 4 digits, up to 7 digits with Directory Number Expansion (DNXP) package 150.	basic-12
NIT2	x...x	Second Night Service DN by time of day DN can be defined as a PLDN	basic-12
NIT3	x...x	Third Night Service DN by time of day DN can be defined as a PLDN	basic-12
NIT4	x...x	Fourth Night Service DN by time of day DN can be defined as a PLDN	basic-12
NIT5	x...x	Network Alternate Route Selection Interdigit Timer	fnp-20
NITR	(OVF OVF OVF ATN)	NARS/BARS invalid translation	esn-1
NMME	(NO) YES	Enable/disable Multimedia Services for SIP Lines.	basic-6.00
NNT	0-253	Night Number Table Speed Call List number designated to be used as the Night Number Table	ens-20
NOTI	(NO) YES	Non Specified Information string for Message Waiting Notification.	dmwi- 23
NPI	E163 E164 NATL PRIV	Numbering Plan based on E163 Numbering Plan based on E164 National Private	isdn-24

Prompt	Response	Comment	Pack/Rel
	TELX	Telex	
	UNKN	Unknown	
	X121	Data X121	
NRES	(OVF OVF OVF ATN)	NARS/BARS calls which are restricted by Supplemental Digit Restriction (SDRR) intercept treatment. See prompt INTR for details.	esn-1
NRWU	2-(5)	Number of Rings for Wake Up before recall to attendant	awu-10
NSCP	(NO) YES	Network Station Camp-On to sets on this node allowed	sco-20
NSO	0-9	Night Service Option number	ens-20
NWT	(NO) YES	Night Call Waiting Tone enabled	ens-20
OAS_DATA	(NO) YES	Change Off-Hook Alarm Security options	basic-21
OCB1	(0)–[MAXT-1]	Outgoing Call Barring level 1 NFCR tree number to be used for OCB level 1. You may enter any digit between zero and your response to the MAXT prompt minus one. The default entry to OCB1 is zero (0).	basic-21
	255	255 is a special entry which disallows this level.	
OCB2	(0)–[MAXT-1]	Outgoing Call Barring level 2 NFCR tree number to be used for OCB level 2. You may enter any digit between zero and your response to the MAXT prompt minus one. The default entry to OCB2 is zero (0).	basic-21
	255	255 is a special entry which disallows this level.	
OCB3		Outgoing Call Barring level 3	basic-21

Prompt	Response	Comment	Pack/Rel
	(0)–[MAXT-1]	NFCR tree number to be used for OCB level 3. You may enter any digit between zero and your response to the MAXT prompt minus one. The default entry to OCB3 is zero (0).	
	255	255 is a special entry which disallows this level.	
OCLI	(NO)	NO manipulation is done on outgoing CLID for calls forwarded to EuroISDN link.	basic-23
	EXT	Last forwarding DN is sent as CLID information for incoming UIPE DID or CO calls landing on G/W node and forwarded back to this link.	
	ALL	The scenario described above still applies. Moreover, last forwarding DN is sent as CLID for internal calls on ISDN tie except DPNSS (MCDN/QSIG.) or local calls (Sets) redirected from G/W node to UIPE DID or CO link. If the redirection does not occur on G/W node, redirecting information number is sent as CLID if present in the incoming SETUP message received on G/W node from private network.	
ODN0	xxxx	OHAS Security DN for zone 0	basic-18
ODN1	xxxx	OHAS Security DN for zone 1	basic-18
ODN2	xxxx	OHAS Security DN for zone 2	basic-18
ODN3	xxxx	OHAS Security DN for zone 3	basic-18
ODN4	xxxx	OHAS Security DN for zone 4	basic-18
ODN5	xxxx	OHAS Security DN for zone 5	basic-18
ODN6	xxxx	OHAS Security DN for zone 6	basic-18
ODN7	xxxx	OHAS Security DN for zone 7	basic-18
ODN8	xxxx	OHAS Security DN for zone 8	basic-18

Prompt	Response	Comment	Pack/Rel
ODN9	xxxx	OHAS Security DN for zone 9	basic-18
OHAS	(NO) YES	Off-Hook Alarm Security Enter X to remove the OHAS DNs for the following zones.	basic-18
OMPH	(NO) YES	This is the Call Detail Records for an outgoing packet data call from the Meridian Packet Handler to the Public Switched Packet Data Network CDR for outgoing packet data call	mph-19
OPT	aaa	Options Multiple options separated by spaces are allowed in response to the OPT prompt. The last option must be followed by a carriage return <CR>. The <CR> inputs the options selected and is followed by either the next prompt or a system message.	basic-1
	(ABDD) ABDA	Attendant Busy Display Denied Attendant Busy Display Allowed Only with International Supplementary Features (SUPP) package 131.	supp-6
	(AHD) AHA	Autohold on Loop Key Denied Autohold on Loop Key Allowed Only with International Supplementary Features (SUPP) package 131.	misop-20
	(AMD) AMA	Attendant Monitor Denied Attendant Monitor Allowed Only with China Attendant Monitor (CHINA) package 285.	china-21
	(ATDA) ATDD	Attendant Through Dialling Allowed. Attendant Through Dialling Denied.	basic- 23

Prompt	Response	Comment	Pack/Rel
	(BIND)	Break-In Indication Denied	bki-9
	BBIN	Basic Break-In Indication	
	EBIN	Extended Break-In Indication Only with Attendant Break-In (BKI) package 127.	
	(BIXA)	Break-In to external call Allowed	bki-9
	BIXD	Break-In to external call Denied Only with Attendant Break-In (BKI) package 127.	
	(BLA)	Break-In to Line Lockout Set Allowed	bki-9
	BLD	Break-In to Line Lockout Set Denied Only with Attendant Break-In (BKI) package 127.	
	(BOHD)	Position Busy with Calls on Hold Denied	supp-6
	BOHA	Position Busy with Calls on Hold Allowed Only with International Supplementary Features (SUPP) package 131.	
	(BWTD)	Breakin Warning Tone Denied	ponw-25.4
	BWTA	Breakin Warning Tone Allowed	
	(CCBD)	Collect Call Blocking Denied	ccb-21
	CCBA	Collect Call Blocking Allowed	
	(CFO)	Call Forward Originating	basic-1
	CFF	Call Forward Forwarding Either the Originating or Forwarding party's Class of Service is used to determine access to services or features on Call Forward.	
	(CFRD)	Call Forward Reminder tone for 500/2500 telephone Denied.	cfrt-19
	CFRA	Call Forward Reminder tone for 500/2500 telephone Allowed.	

Prompt	Response	Comment	Pack/Rel
	(CHDD)	Charge Display Denied at end of call	supp-16
	CHDA	Charge Display Allowed at end of call	
	(COX)	Central Office call No Priority for Ringing	dcp-12
	COP	Central Office call Priority for Ringing Number Pickup or RNPU and Group Call Pickup GPA	
	(CPD)	Call Park Denied	cpk-2
	CPA	Call Park Allowed. Call Park (CPRK) package 33 must be equipped.	
	CPN	CPN enables the Call Park Network wide (CPRKNET) option. CPRKNET package 306 must be equipped.	
	(CTD)	Camp-On Tone Denied	basic-1
	CTA	Camp-On Tone Allowed	
	(CUI)	CI lamps show Attendant Console Group (ACG) information for incoming calls	coop-14
	MTI	CI lamps show Multi-Tenant Service (MTS) information for incoming calls Only with Console Operations (COOP) package 169	
	(CWRD)	CFNA treatment for Call Waiting calls on a DN Denied	basic-21
	CWRA	CFNA treatment for Call Waiting calls on a DN Allowed	
	(CXOD)	No Override of Call Forward External	
	CXOA	Overrides Call Forward External Denied (CFXD) to allow call forward to a CDP Distant Steering Code (DSC)	
	(DBD)	Flexible Incoming Tones Denied on digital sets	basic-14
	DBA	Flexible Incoming Tones Allowed on digital sets	

Prompt	Response	Comment	Pack/Rel
	(DNCA)	If DNCA is entered, all DID/CO or DOD calls are disconnected after the number of ring cycles defined by the response to the NFNA prompt while the system is in Night Service.	afna-14
	DNCS	If DNCS is entered, outgoing CO/DOD calls or incoming CO/DID calls in the answered state, and waiting on a set are disconnected after the number of seconds defined in response to the NFNS prompt expires. Only with Attendant Forward No Answer (AFNA) package 134.	
	(DNX)	ACD Dialed Number Identification Service feature excluded	dnis-10
	DNI	ACD Dialed Number Identification Service feature Included Only with Dialed Number Identification Service (DNIS) package 98	
	(DRE)	Queue thermometer REST Excludes Inter-Attendant calls, Recalls and Metered calls	coop- 5
	DRT	Queue thermometer REST Includes Inter-Attendant calls, Recalls and Metered calls Only with Console Operations (COOP) package 169	
	(DSX)	Data Services or server IS Excluded	bkil-8
	DSI	Data Services or server IS Included Only with Attendant Break-In (BKI) package 127.	
	(DSTD)	DID call to Second degree busy Treatment Denied	supp-6

Prompt	Response	Comment	Pack/Rel
	DSTA	DID call to Second degree busy Treatment Allowed If Allowed DID calls forwarded to a busy set are disconnected. If Denied DID calls forwarded to a busy set follow the set's CLS (FBA/FBD) treatment. Only with International Supplementary Features (SUPP) package 131.	
	(FACD)	Flexible Attendant Call Waiting (ACW) thresholds Denied	supp-15
	FACA	Flexible Attendant Call Waiting (ACW) thresholds Allowed If allowed, the Call Waiting thresholds are expressed as a percentage of the active consoles.	
	(FKA)	Forward Key Allowed	basic-6
	FKD	Forward Key Denied	
	(HLPD)	Individual Hold Lamp Option Denied.	dhld- 23
	HLPA	Individual Hold Lamp Option Allowed.	
	(HRLD)	Individual Hold Release Option Denied.	dhld- 23
	HRLA	Individual Hold Release Option Allowed.	
	(HTU)	Hot Line access Unrestricted	hot-10
	HTR	Hot Line access Restricted If Restricted only Hot Line calls may terminate on Hot Line DNs. Only with Enhanced Hot Line (HOT) package 70.	
	(HVD)	Handsfree Voice call Denied	hva-19
	HVA	Handsfree Voice call Allowed	

Prompt	Response	Comment	Pack/Rel
	(IC1)	Incoming Call Indicator key/lamp strips	basic-1
	IC2	One key/lamp strip = 10 ICIs Two key/lamp strips = 20 ICIs	
	(IHD)	Individual Hold Denied	basic-1
	IHA	Individual Hold Allowed	
	(LLCD)	Line Load Control commands in LD 2 Denied	llc-10
	LLCA	Line Load Control commands in LD 2 Allowed	
	(LOD)	Lockout Denied	basic-1
	LOA	Lockout Allowed LOA locks an attendant out of re-entering an established call on the console Hold key. The attendant can override with the Barge-In feature.	
	(LRD)	Last Number Redial Denied	Inr-8
	LRA	Last Number Redial Allowed Only with Last Number Redial (LNR) package 90.	
	(MCTD)	Malicious Call Trace signal Denied	mct-10
	MCTA	Malicious Call Trace signal Allowed Only with Malicious Call Trace (MCT) package 107	
	(MCX)	Message Center Excluded	mwc-1
	MCI	Message Center Included	
	(MWUD)	Message Waiting Unconditional Denied	ffc-14
	MWUA	Message Waiting Unconditional Allowed	
	(NCD)	When an Attendant Console Group (ACG) is in Night Service, redirection of attendant calls is denied.	coop-5

Prompt	Response	Comment	Pack/Rel
	NCA	When an Attendant Console Group (ACG) is in Night Service, redirection of attendant calls is allowed. Only with Console Operations (COOP) package 169.	
(PCMD)		Periodic Clearing with Meridian Mail Denied	nas-14
	PCMA	Periodic Clearing with Meridian Mail Allowed Must have PCMA to output PCMM prompt in LD 23. Requires International Supplementary Features (SUPP) package 131 and Network Attendant Services (NAS) package 157.	
(PSD)		Presentation Status selection Denied on attendant consoles	coop- 5
	PSA	Presentation Status selection Allowed on attendant consoles Only with Console Operations (COOP) package 169	
(PVCA)		Prevention of reciprocal Call Forward Allowed	arfw-20
	PVCD	Prevention of reciprocal Call Forward Denied	
(RECA)		Attendant calls is redirected when all but one console is busy.	coop-5
	RECO	Attendant calls is redirected when all consoles are busy. Note: Attendant calls are redirected when there is no presentation status to other consoles in the console group. Console Operations (COOP) package 169 is required.	
(REA)		Release on Exclusion Allowed	misop-20
	RED	Release on Exclusion Denied	
(RND)		Ring Again No Answer Denied	misop-20
	RNA	Ring Again No Answer Allowed	

Prompt	Response	Comment	Pack/Rel
	(ROX)	Recorded Overflow Announcement Excluded	roa-2
	ROI	Recorded Overflow Announcement Included This treatment applies exclusively to congested consoles with Recorded Overflow Announcement (ROA) package 36.	
	(RTD)	Coordinated Dialing Plan routing feature Denied	cdp-15
	RTA	Coordinated Dialing Plan routing feature Allowed RTA allows DID routing with Distant Steering Codes over CO and WATS trunks. Only with Call Detail Recording (CDP) package 59.	
	(RTR)	Terminating side of call determines ringing or buzzing cadence used	ftc-14
	ROR	Originating side of call determines ringing or buzzing cadence used Only with Flexible Tones and Cadences (FTC) package 125.	
	(SBD)	Flexible Incoming Tones Denied for SL-1 telephones	ftc-14
	SBA	Flexible Incoming Tones Allowed for SL-1 telephones Only with Flexible Tones and Cadences (FTC) package 125.	
	(SDDE)	Single Digit Access to Hotel Services (Denied) Allowed	supp-6
	SDAL	Single Digit Access to Hotel Services (Denied) Allowed Only with International Supplementary Features (SUPP) package 131.	
	(SIAD)	Source Included when Attendant dials Denied	supp-18
	SIAA	Source Included when Attendant dials Allowed	
	(SLD)	Slow Answer Recall Enhancement Denied	supp-6

Prompt	Response	Comment	Pack/Rel
	SLA	Slow Answer Recall Enhancement Allowed Only with International Supplementary Features (SUPP) package 131.	
	(SYD)	Secrecy Denied	basic-1
	SYA	Secrecy Allowed	
	EHS	Enhanced Secrecy Allowed	
	(THPD)	ACD Threshold Percentage Denied	supp-5
	THPA	ACD Threshold Percentage Allowed Only with International Supplementary Features (SUPP) package 131.	
	(TOA)	Attendant Monitor Tone Allowed	china-21
	TOD	Attendant Monitor Tone Denied Only with China Attendant Monitor Package (CHINA) package 285.	
	(TTAD)	Time To Answer and Abandoned call records Denied	fcd-8
	TTAA	Time To Answer and Abandoned call records Allowed Only with New Format CDR (FCDR) package 234.	
	(VOBD)	Make Set Busy and Voice Call Override Enhancement Denied	basic-20
	VOBA	Make Set Busy and Voice Call Override Enhancement Allowed	
	(XBL)	Exclude Enhanced Busy Lamp Field	dcon-15
	IBL	Include Enhanced Busy Lamp Field IBL and ILF cannot be used together. Only with M2250 Attendant Console (DCON) package 140.	
	(XDP)	Exclude Digit Display	ddsp-1
	IDP	Include Digit Display	

Prompt	Response	Comment	Pack/Rel
	(XLDN)	Network-wide LDN denied	nldn-20
	NLDN	Network-wide LDN allowed	
	(XLF)	Exclude Lamp Field array	
	ILF	Include Lamp Field array	
	(XTG)	Exclude key/lamp expansion module	basic-1
	ITG	Include key/lamp expansion module Used as Trunk Group Busy field or supervisory lamp field	
OTCR	(NO) YES	CDR provided, based on Originally Dialed Trunk Route	supp-14
PANI	(NO) YES	M911 Pseudo ANI display where: <ul style="list-style-type: none"> • No = no display pseudo ANI • Yes = display pseudo ANI 	basic-25
PBLK		Call presented has higher precedence.	basic-21
	(ATN)	Attendant	
	RAN	Ran trunk	
	CPAS	Central Precedence answering station	
	OVF	Overflow tone	
PBUZ	xx yy	Priority Buzzing cadence for IADN and Code Blue calls. xx - priority buzz-on phase yy - priority buzz off phase Range is from 2 to 16 seconds. If the value entered is an odd number between 2 and 16, it is truncated to the next lowest even integer.	basic- 23
PCA	(OFF) ON	Personal Call Assistant, where: OFF = Turns PCA off at the customer level ON = Turns PCA on at the customer level	pca-3.0

Prompt	Response	Comment	Pack/Rel
		Note: Configuration of the PCA is preserved and enabled regardless of whether or not the feature is enabled.	
PCDL	(NO) YES	PPM output on CDR Link. An additional three words is added to tape record.	supp-15
PCDS	(NO) YES	Programming of Control Digits is not required Programming of Control Digits is required	mpo-20
PCMC	0-(15)-31	Pulse Code Modulation Conversions permitted in a network connection, μ -Law to A- Law or A- Law to μ -Law, in a network connection	esn-14
PELK	(NO) YES	Do not enable Electronic Lock on Private Lines Enable Electronic Lock on Private Lines	ffc-21
PFAN	(ATN) RAN CPAS	Intercept if dialed DN fails to answer (Call waiting) Attendant Ran trunk Central Precedence answering station	basic-21
PFNA	(ATN) RAN CPAS	Intercept if dialed DN fails to answer Attendant Ran trunk Central Precedence answering station	basic-21
PFX1	x...x	Prefix 1. Prefix or area code for International PRA. First element of Calling Party Number. PFX1 + PFX2 + DN cannot exceed 8 numbers for AXE-10. Prompted with International Primary Rate Access (IPRA) package 202.	pri2-15
PFX2	x...x	Prefix 2. Central Office Prefix for International PRA. Second element of Calling Part Number.	pri2-15

Prompt	Response	Comment	Pack/Rel
		PFX1 + PFX2 + DN cannot exceed 8 numbers for AXE-10. Prompted with International Primary Rate Access (IPRA) package 202.	
PHDT	1-(30)-63	Permanent Hold Timer Number of two second intervals between reminders, for example: 30 = 60 seconds. If Audible Reminder of Held Calls (ARHC) is enabled then DBRC takes precedence over PHDT. Prompted with 2500 Set Features (SS25) package 18.	ss25-4
PHIP	(ATN) RAN CPAS OVF	Precedence dialed is higher than allowed. Attendant Ran trunk Central Precedence answering station Overflow tone	basic-21
PICP	(ATN) RAN CPAS OVF	Intercept treatment if called party cannot be preempted. Attendant Ran trunk Central Precedence answering station Overflow tone	basic-21
PINT	(NO) YES	Change precedence Intercept treatment.	basic-21
PINX_DN	xx...x	Node DN	basic-21
PKND	(1)-3 (1)-4	Number of digits Dialed for Group Pickup Prompted with Directed Call Pickup (DCP) package 115. To determine the number of digits, count the number of digits of the highest number RNPG group.	dcp-12

Prompt	Response	Comment	Pack/Rel
PNI	1-16283	<p>Private Network Identifier</p> <p>Each customer data block must have a unique PNI when multi-customer option is equipped. The PNI in the CDB functions as a logical customer number for routing incoming non-call-associated Transaction Capability Application Part (TCAP) facility messages to the appropriate ESN translations.</p> <p>PNI = 1 is typical for customer 0. It must be matched by the PNI in the far end RDB. Default PNI = 0 prevents the operation of features such as NRAG, NACD and NMS.</p> <p>Within one network, use the same value for PNI in both LD 15 and LD 16. When inter-working with different networks, the LD 15 PNI is for the local system and the LD 16 PNI is for the target or remote switch.</p> <p>Note: Requires package 148 (NTWK)</p>	
PORT	0-15 <CR>	<p>CDR port</p> <p>Stop PORT prompt</p> <p>To remove a CDR port, change CDR = NO. Exit and re-enter LD 15, select CDR = YES, then add only the desired CDR port numbers. Precede with X to remove.</p>	cdr-1
	(0)-15	<p>Serial Data Interface Port Monitor (Features and Options Data Block)</p> <p>One Serial Data Interface Port Monitor per customer is recommended.</p>	
PPMD	(YES) NO	<p>Periodic Pulse Metering</p> <p>Prompted with Message Registration (MR) package 101.</p>	mr-10
PPM_DATA	(NO) YES	Change Periodic Pulse Metering options	basic-21
PREF	0-9999	Up to 4 digit Access Prefix for a unique NPI/TON combination in the table.	isdn-24

Prompt	Response	Comment	Pack/Rel
	#	Wild character for replacement of any digit. The entry of # for wild card character is stored as *.	
	X	Reset the access prefix value to nil	
PREO		Pretranslation Option	pxlt-8
	(0)	Disabled	
	1	Enabled To enable the Pretranslation feature, the Pretranslation data block or Calling Group to Speed Call correlation must be configured in LD 18. Prompted with Pretranslation (PXLT) package 92.	
PRMT	aaa	aaa = sequence of any alphanumeric character. max of 126 characters. Subsequent Non Specified Information parameters for Message Waiting notification. 'PRMT' is re-prompted until <CR> is entered, then the next prompt 'CANC' is prompted.	dmwi- 23
PRNG	0 - (40) - 60	Precedence ringback timer in seconds.	atvn-25.47
PRMT	0 - (60)-120	Duration of preemption tone before set goes to line lock out.	atvn-25.47
PSTN	(NO) YES	Public Service Telephone Networks Limit the number of PSTNs allowed in a network connection to one PSTN. The default (NO) puts no limit on the number of PSTN connections.	isdn-14
PTTY	(0)-15	PPM TTY number for printing meters (one per switch) Precede with X to remove. Prompted with Multi Language Wake Up (MLWU) package 206. TTY must be defined with USER = BGD in LD 17.	mlwu-16
PWD_DATA			

Prompt	Response	Comment	Pack/Rel
	(NO) YES	Customer related passwords	basic-21
PWD2	x...x	Second level administration Password Password length is 4-16 characters and is defined in LD 17. The SPWD password is not updated unless the PWD2 password is entered correctly. PWD2 must be entered before new ATAC is accepted.	basic-1
R2BN	0-23 0-59	RAN2 Begin time	awu-10
R2ED	0-23 0-59	RAN2 End time	awu-10
RALL	(NO)	Mandatory Recall is not required prior to dialing control digits	mpo-20
	YES	Mandatory Recall is required prior to dialing control digits	
RAN1	x...x	Primary Ran route, where: <ul style="list-style-type: none"> x...x = 0-127 for Small system, CS 1000S, MG 1000B and MG 1000T x...x = 0-511 for Large system and CS 1000E Use RAN1 as the Primary route for Language 0 in a Multi Language AWU application. The route must be unique. TYPE must = AWR in LD 16.	mpo-20
RAN2	x...x	Secondary RAN route, where: <ul style="list-style-type: none"> x...x = 0-127 for Small system, CS 1000S, MG 1000B and MG 1000T x...x = 0-511 for Large system and CS 1000E Use RAN2 as the Secondary route for Language 0 in a Multi Language AWU application. The route must be unique. TYPE must = AWR in LD 16.	mpo-20
RANF	x...x	Music route, where:	awu-10

Prompt	Response	Comment	Pack/Rel
		<ul style="list-style-type: none"> x...x = 0-127 for Small system, CS 1000S, MG 1000B and MG 1000T x...x = 0-511 for Large system and CS 1000E TYPE must = AWR in LD 16.	
RANR	x...x	RAN Route number, where: <ul style="list-style-type: none"> x...x = 0-127 for Small system, CS 1000S, MG 1000B and MG 1000T x...x = 0-511 for Large system and CS 1000E 	ran-1
RCLE	(ATN OVF ATN ATN)	Redirection Count Limit Exceeded as defined by TRCL TN is not allowed for attendant calls. NAP is not allowed for any field for RCLE.	isdn-15
RCNT	0-(1)-5	Redirection Count for ISDN calls Maximum number of inter-node hops allowed in a network redirection call, only enforced when ISDN = YES. This field must be set to greater than 0 for a network redirection to take place.	esn-14
RCY1	1-(6)-15	Number of Cycles of Re-ringing before forwarding to attendant or disconnecting. Applies only if RGNA = DAR or AAR.	mpo-20
RCY2	1-(4)-15	Number of Cycles of Ringing before forwarding to transferring station Valid only for the RGNA option.	mpo-20
RDR_DATA	(NO) YES	Change Call Redirection	basic-21
RECD	(NO) YES	Malicious Call Trace Recorder is not activated Malicious Call Trace Recorder is activated Not prompted when defining a new customer.	emct-20
REF0	xxxx	DN for Reference trunk 0	basic-1

Prompt	Response	Comment	Pack/Rel
REF1	xxxx	DN for Reference trunk 1	basic-1
REF2	xxxx	DN for Reference trunk 2	basic-1
REF3	xxxx	DN for Reference trunk 3	basic-1
R_ENTRY	aa Xaa Xaa Xbb <CR>	ANI entry for an incoming route to be created or modified ANI entry for an incoming route to be deleted ANI entries for an incoming between aa and bb to be deleted. Exit This prompt is repeated until <CR> is entered as response. ANI entries must be between 0 and (R_SIZE-1). For REQ=NEW, only default table 0 is configurable. An R-ENTRY can be deleted even if still configured on an incoming route.	cist-24
REQ:		Request A colon following a prompt indicates enhanced processing. Enhanced processing allows a user to either view a list of possible responses or input an abbreviated response.	basic-1
	?	Get a list of possible responses	
	CHG	Change existing data block	
	END	Exit overlay program	
	NEW	Add new data block to the system	
	OUT	Remove data block	
	(NEW)	The REQ prompt appears under the NET: Networking gate opener and the following responses is valid with respect to the DPNSSI Message Waiting Indication feature. Create a new Message Waiting Indication Non Specified Information table.	dmwi- 23

Prompt	Response	Comment	Pack/Rel
	CHG	Change a Message Waiting Indication Non Specified Information table.	
	OUT	Delete a Message Waiting Indication Non Specified Information table.	
RGNA	xxx yyy	<p>Ringing No Answer treatment</p> <p>Where xxx is for internal calls and yyy is for external calls. Valid entries for xxx and yyy are:</p> <ul style="list-style-type: none"> • AAR - Forward to Attendant or Night Service after re-ringing for RCY1 cycles • ATN - Forward to Attendant or Night Service • DAR - Disconnect After Re-ringing for RCY1 cycles • DIS - Disconnect • OVF - provide Overflow Tone • (STD) - Standard Operation (this is the default) 	mpo-20
RICI	xx	<p>ICI key numbers that may receive ROA</p> <p>Where: x = 0-9 if OPT = IC1 or 0-19 if OPT = IC2</p> <p>Precede with X to remove.</p>	roa-2
RLA	0-511	<p>Release Link route number.</p> <p>Route 31 can be designated an exclusively private route in LD 16.</p>	casr-1
RLCR	0-511 X	<p>Relocation FFC Error RAN number</p> <p>To disable the RAN</p>	supp-16
RLI	0-999	Route List Index	fnp-20
ROA_DATA	(NO) YES	Change Recorded Overflow Announcement	basic-21
ROPT	(NRO)	No Route Optimization This option can be used to suppress Route Optimization on switches which already have high traffic.	dnwk-16

Prompt	Response	Comment	Pack/Rel
	RAX	Route optimization is performed on calls which have experienced alternative routing, been transferred or have been extended by an attendant.	
	ROA	Route Optimization after Alternative routing	
	ROX	Route Optimization after Transfer and extension by an attendant	
RPA	(NO) YES	Radio Paging Allowed	rpa-20
RPNS	(NO) YES	Recall with Priority during Night Service	supp-15
RR	0-511	RAN route number.	ran-1
R_SIZE	1-512	<p>Maximum number of ANI entries that can be configured for incoming routes.</p> <p>If <CR> is entered when REQ=NEW (new customer, it defaults to 1.</p> <p>After conversion it defaults to the number of ANI entries for incoming route created during conversion.</p> <p>The R_SIZE can't be decreased if the entries are not empty</p>	cist-24
RTIM	xxx yyy zzz	<p>Recall. Where:</p> <ul style="list-style-type: none"> • xxx = 0-(30)-378 (for Slow-Answer) • yyy = 0-(30)-510 (for Camp-On) • zzz = 0-(30)-510 (for Call waiting) <p>These timers indicate in seconds the elapsed time before attendant recall. Slow Answer must be a multiple of six seconds while Camp-On and Call Waiting must be a multiple of two seconds, with odd numbers are rounded down.</p> <p>To change one timer all three fields must be input.</p>	basic-1

Prompt	Response	Comment	Pack/Rel
		For recalls timed at the local node using the redirection feature developed for DPNSS, no distinction can be made between Call Waiting calls and Slow-Answer recalls. The Slow-Answer value is used in both cases.	
RTSA	(RSAD)	Recall To Same Attendant Denied	rpa-20
	RSAA	Recall To Same Attendant Allowed	
	RSAX	Recall to Same Attendant allowed, with queuing on busy attendant	
SACP	(NO)	Semi-Automatic Camp-On not allowed	sacp-20
	SNGL	Semi-Automatic Camp-On on a per-call basis	
	ALL	Semi-Automatic Camp-On for all occurrences Prompted with Semi-Automatic Camp-On (SACP) package 181.	
SAMM	(NO) YES	Standalone Meridian Mail. Prompted with Standalone Meridian Mail (SAMM) package 262.	samm-20
SATD	0-(1)-5	Satellite Delays. Number of satellite delays allowed in a network connection.	isdn-14
SBLF	(NO) YES	Standard Busy Lamp Field Prompted when response to SPVC is in the range 1-63.	bacd-8
SBUP	(YES) NO	Enable use of station control passwords for set based administration user level access. If SBUP = YES, a user needs to dial the User FFC followed by the Station Control Password to access User Level changes. If SBUP = NO, a user needs to dial only the User FFC.	adminset-2 1

Prompt	Response	Comment	Pack/Rel
SCDL		Schedule for printing Message Registration and PPM data	supp-15
	(0)	No scheduled printing	
	1	Daily printout	
	2	Weekly printout	
	3	Monthly printout	
SCPL	0-8	Station Control Password Length Must match network wide. SCPL replaces ELPL prompt. Enter "0" to disable the Electronic Lock (ELK) and Remote Call Forward (RCFW) features. A data dump and SYSLOAD are required to implement a change in the password length.	ffc-15
SDFL	384-(1024)-2048	Signal Destination Flash Timing	basic-21
S_ENTRY	(1)-2000	Entry of ANI table applying to a set	
SIPD	x...x	Configure SIP domain name, where x...x = 1-16 characters. Allowable values: <ul style="list-style-type: none"> • 0-9 • A-Z • a-z • . (period) 	basic-6.00
SIPL_ON	(NO) YES	Enable/disable SIP Line Services. Where: <ul style="list-style-type: none"> • NO = disable SIP Lines Services • YES = enable SIP Line Services 	basic-6.00

Prompt	Response	Comment	Pack/Rel
SIZE	0-(256)-4000	Specify maximum number of CLID entries needed. Recommended Maximum Ranges settings for machine types: <ul style="list-style-type: none"> • Small System and CS 1000S - 125 entries • Options 51C and 61C - 1000 entries • Option 81C - 4000 	isdn-22
SPRE	xxxx	Special Prefix number (1-4 digits) Precede with X to remove. The prefix must not conflict with the numbering plan.	basic-1
SPVC	(0) 1-63	Supervisory console No Supervisor console Attendant number of Supervisory console Prompted with Supervisory Attendant Console (SPVC) package 93.	bacd-8
SPWD	xxxx	Secure Data Password Precede with X to remove. This password is entered when using LD 88 for authorization codes and LD 24 for Direct Inward System Access (DISA) block.	disa-1
SRAN	0-511	Second RAN number for second PCR threshold	supp-16
SRCD	X (0000)-9999	To disable the RAN Set Relocation Security Code Prompted with Set Relocation (SR) package 53. Precede with X to remove.	sr-1
SRRT	0-511	Second RAN Route for ROA.	roa-2
SRT	X 2-(40)-2044	Enter X to remove. Second RAN Time, in seconds before second RAN given	ran-1

Prompt	Response	Comment	Pack/Rel
S_SIZE	0-2000	Maximum number of ANI entries that can be configured for sets. The SIZE can't be decreased if the entries are not empty.	
STCB	(NO) YES	Station Camp-On Busy allowed	sco-20
STE	(NO)	Standard Time Entry not allowed	awu-22
	YES	Standard Time Entry allowed. The entry can be 3 or 4 digits long. STE is prompted if WUD = YES.	
STRG	(#), xxx	String to indicate end-of-dialing Up to three characters are allowed as defined by STRL. Valid entries are: digits 0 through 9, asterisk or *, and octothorpe or #. Default is (#). The default (#) cannot be used with the Outpulsing, Asterisk, and Octothorpe (OPAO) feature package 104.	ffc-15
STRL	1-3	String Length of end-of-dial indicator	ffc-15
T100	xxx...x	DN for Type-100 test line	basic-1
TAWU	1-(3)	Number of Tries for an unanswered AWU call This defines the number of times an unanswered AWU call is presented before recall to the attendant for manual Wake Up calls.	awu-16
TBL	1-15	Table Number	isdn-24
TFDR	(NO) YES	Trunk Failure Display Required Requires M2250 console. Prompted with Trunk Failure Monitor (TFM) package 182.	tfm-15
TGLD	0-(1)-9, *, #	Control digit for Toggle	mpo-20
TGR1	(0)-31	Trunk Group Access Restriction	supp-16
TGR2	(0)-31	Trunk Group Access Restriction	supp-16

Prompt	Response	Comment	Pack/Rel
TIDM	(NO) YES	Trunk Identity Meaningful PBX Reference Number is to be displayed without the Trunk Group Reference Number Trunk Group Reference Number of a Trunk Identity (TIDY) in LD 16, is meaningful	supp-16
TIM_DATA	(NO) YES	Change Timers	basic-21
TIM1	hh mm	Hour and Minute for First Night Service DN. Enter the hour and minute for First Night Service DN. Where: hh = 0-23, mm = 0-59 Enter X to remove the time. TIM1 should be set earlier than TIM2, 3 and 4. If no time is entered here, the system assumes a 24-hour clock.	basic-12
TIM2	hh mm	Time for Second Night Service DN	basic-12
TIM3	hh mm	Time for Third Night Service DN	basic-12
TIM4	hh mm	Hour and Minute for Fourth Night Service DN For all of the entries in the Night Service Time of Day (NSTOD) feature, entering X for the DN deletes the existing value for that entry. Entering <CR> allows the user to select an existing entry, or skip to another entry.	basic-12
TIME	0-(15)	Malicious Call Trace Alarm Time	emct-20
TMON	(NO) YES	Traffic Monitoring Prompted with Multi Language Wake Up (MLWU) package 206 and Traffic Monitoring (TMON) package 168.	mlwu-14

Prompt	Response	Comment	Pack/Rel
TN1	l s c u c u	Terminal Number For Large Systems For Small Systems and CS 1000S Enter X to delete	basic-3.0
TN2	l s c u c u	Terminal Number For Large Systems For Small Systems and CS 1000S Enter X to delete	basic-3.0
TN3	l s c u c u	Terminal Number For Large Systems For Small Systems and CS 1000S Enter X to delete	basic-3.0
TN4	l s c u c u	Terminal Number For Large Systems For Small Systems and CS 1000S Enter X to delete	basic-3.0
TN5	l s c u c u	Terminal Number For Large Systems For Small Systems and CS 1000S Enter X to delete	basic-3.0
TN6	l s c u c u	Terminal Number For Large Systems For Small Systems and CS 1000S Enter X to delete	basic-3.0
TNDM	0-(15)-31	Tandem threshold/loop avoidance limit This is the value permitted in a network connection. If the value entered is greater than 25, then 25 is used for DPNSS calls. Prompted when Integrated Services Digital Network (ISDN) package 245 and ISDN Supplementary Features (ISDN INTL SUP) package 161, or Digital Private Signaling System Network Services (DNWK) package 231 is equipped.	isdn-14

Prompt	Response	Comment	Pack/Rel
TON	ECDP	ESN_CDP	isdn-24
	ELOC	ESN_LOC	
	ESPN	ESN_SPN	
	INTL	International	
	LOCL	Local	
	NATL	National	
TPDN	UNKN	Unknown	pca-3.0
	yyyy	<p>Target PCA DN, where:</p> <p>yyyy = the primary DN</p> <p>TPDN is prompted only if PCA is set to ON.</p> <p>If there is no DN configured against the HOT P key in LD 11, this value is used to extend the call using the PCA feature.</p> <p>Enter X to remove. However, if there is at least one PCA with no target DN configured in LD 11, then this operation does not succeed.</p>	
TRCL	(0)-7	<p>Total Redirection Count Limit</p> <p>Number of times that a call can be redirected before being intercepted. (0) means that redirection is not limited by this feature, but is limited by various configurations.</p>	isdn-15
TRCR	(NO) YES	Carriage Return sent after each CDR message	cdr-1
TRNX	(NO)	Prevent transfer on ringing of supervised external trunks across a private network	basic-22
	YES	Allow transfer on ringing of supervised external trunks across a private network	
TST_DATA	(NO) YES	Change Test lines	basic-21

Prompt	Response	Comment	Pack/Rel
TST0	xxxx	DN for Test Trunk 0	basic-1
TST1	xxxx	DN for Test Trunk 1	basic-1
TST2	xxxx	DN for Test Trunk 2	basic-1
TST3	xxxx	DN for Test Trunk 3	basic-1
TSTL	(NO) YES	Test Lines for this customer	basic-1
		Up to 4 digits, up to 7 digits with Directory Number Expansion (DNXP) package 150.	
		The following prompts are used for transmission testing. Refer to NTP 553-2001-325 Transmission Capabilities.	
TTBL	(0)-31	Tone Table number	ftc-13
		Table 0, North American default values, is created when the first customer is created. Refer to the <i>Flexible Tone and Digit Switches</i> NTP for other tables.	
		Prompted with Flexible Tones and Cadences (FTC) package 125.	

Prompt	Response	Comment	Pack/Rel
TYPE:	CDB	Type of data block	basic-1
	DEFAULT	Customer Data Block	
	?	Default Customer Data Block (when REQ = NEW)	
		Get list of possible responses	
		You may directly access a given data block by entering the first three or all the letters of one of the responses listed below.	
		A colon following a prompt indicates enhanced processing. Enhanced processing allows a user to either view a list of possible responses or input an abbreviated response.	
		You may view the revised <i>Prompts and responses</i> sequence for LD 15 on " Customer data block " (page 276).	

Prompt	Response	Comment	Pack/Rel
	AML_DATA	Gate openers:	
	ANI_DATA	Application Module Link options	
	ATT_DATA	Automatic Number Identification numbers	
	AWU_DATA	Attendant Console options	
	CAS_DATA	Automatic Wake Up options	
	CCS_DATA	Centralized Attendant Service options	
	CDR_DATA	Controlled Class of Service options	
	FCR_DATA	CDR and Charge Account options	
	FFC_DATA	New Flexible Code Restriction options	
	FTR_DATA	Flexible Feature Code options	
	HSP_DATA	Features and options	
	ICP_DATA	Hospitality Management options	
	IMS_DATA	Intercept Computer update	
	INT_DATA	Integrated Message Service options	
	MON_DATA	Intercept treatment options	
	MPO_DATA	Departmental Listed Directory Numbers	
	NET_DATA	Set-based monitoring	
	NIT_DATA	Multi-Party Options	
	OAS_DATA	ISDN and ESN Networking options	
	PPM_DATA	Night Service options	
	PWD_DATA	Off-Hook Alarm Security options	
	RDR_DATA	Periodic Pulse Metering options	
	ROA_DATA	Customer related Passwords	

Prompt	Response	Comment	Pack/Rel
	TIM_DATA	Call Redirection	
	TST_DATA	Recorded Overflow Announcement options Timers Test lines	
	LDN_DATA	SIP Line Services options	basic-6.00
	SLS_DATA	SIP Lines services	basic-6.00
UAPR	x...x	SIP Line User Agent prefix.	basic-6.00
UBRI	(OVF NAP NAP NAP)	Universal BRI	basic-20
UCST	(0)-9999	Unit Cost for periodic pulse metering	supp-15
UDPL	1-(19)	Flexible length of Vacant Number Routing (VNR) Uniform Dialing Plan digits (UDP). Enter the maximum number of UDP digits expected by VNR.	fnp-14
UMG	(NO) YES	User to User Messaging enabled	ims-4
USBM	(NO) YES	UIPE Set Based Monitoring Where: (NO) = all previously configured TNs are flushed, and subsequent prompts are not prompted. YES = accept and prompt the next prompts. <CR> = previously stored value taken.	basic-3.0
UST	(NO) YES	User Status Update enabled	ims-4
VNR	(NO) YES	Vacant Number Routing Prompted with Flexible Tones and Cadences (FTC) package 160. Note: FNP must be configured to YES to allow configuration of VNR.	fnp-20
VO_ALO	(NO) YES	Enable Virtual Office Automatic Logout	basic-25.4
VO_ALOHR	(0)-23	Virtual Office Automatic Logout time using 24 hour clock.	basic-25.4
VPNI	(0) - 16283	Virtual Private Network Identifier for CS 1000S <CR> = No Change Enter X to remove the VPNI.	basic-2

Prompt	Response	Comment	Pack/Rel
VSID	0-127	Value added Server Identifier	usm-7
		Enter the identifier number of the Value-Added Server or VAS providing the services such as Voice Messaging.	
		Enter X to remove the VSID.	
WAIT		Treatment during waiting time for ROA	roa-2
	(RGB)	Ringback	
	MUS	Music	
	SIL	Silence	
WKDY	1-7	Week Day for weekly printout. Where 1 = Sunday.	supp-15
WUD	(NO)	Wake-up Delimiter is not required	awu-22
	YES	Wake-up Delimiter is required	
		A time entered during use of the Automatic Wake Up FFC Delimiter feature is valid only if the user enters "#" at the end of the time digits.	
XRFP	x...x	External Attendant Remote Call Forward Password	arfw-20
		The password length is 1-8 digits. The password is numeric only.	
XRFR	(NO) YES	External Attendant Remote Call Forward Password Required	arfw-20
ZBD	(NO) YES	Enable/disable the Zone Based Dialing.	zbd-6.00

LD 16: Route Data Block, Automatic Trunk Maintenance

This Overlay program allows data for trunk routes, ATM schedule hours, or ATM routes to be created or modified.

When the Overlay is loaded the available system memory and disk records are output in a header as follows:

```
RDB000
MEM AVAIL: (U/P): xxxxxx USED: xxxxx TOT: xxxxxxxx
DISK RECS AVAIL: xxx
RAN RTE AVAIL: (U/P): xxx USED: xxx TOT: xxx
```

The range for route numbers are system dependent:

- 0-511 for Large Systems and CS 1000E
- 0-127 for Small Systems, CS 1000S, MG 1000B, and MG 1000T

After making any changes to the route data block, IPE trunk cards must be downloaded with **ENLC 1 s c** command in LD 32.

The License header includes Recorded Announcement Broadcast (RAN RTE) information. This information is updated each time a new RAN route is configured.

Prompts and responses

Contents

Section
<i>Prompts and responses by data block:</i>
"RDB: Route data block" (page 392)
"ATM: Automatic Trunk Maintenance data block" (page 406)
"SCH: ATM Schedules data block" (page 407)
"Meridian 911 Route data block" (page 407)

Section

"NPID: Numbering Plan/Information Digit Digit (NPID) data block" (page 408)

Other Information:

Table 3 "Release Mechanism Options" (page 408)

RDB: Route data block

Prompt	Response	Comment
REQ:	aaaa	Request (aaaa = CHG, END, LCHG, NEW, or OUT)
TYPE:	RDB	Type of data block = RDB (Route data block)
CUST	xx	Customer number associated with this route
DMOD	1-127	Default Model number for this route (Small Systems, CS 1000S, MG 1000B, and MG 1000T)
ROUT	x...x	Route number, where x...x = 0-511: Large System and CS 1000E System 0-127: Small System, CS 1000S, MG 1000B, and MG 1000T
DES	x...x	Designator field for trunk groups of 0-16 alphanumeric characters including spaces separating inputs.
TKTP	a...a	Trunk Type (TKTP responses begin on "TKTP" (page 499))
M911P	(NO) YES	M911 Trunk Type for MCDN Network.
M911_ABAN	(NO) YES	optional call abandon treatment YES = abandoned call treatment for route NO = no abandoned call treatment for route
M911_TONE	(NO) YES	optional call abandon tone YES = tone given on answer NO= silence given on answer
ABTR	(15) Range 0 - 30	Timer (in minutes) to block the disconnect from being tandemed across to the target node. Default value: 15minutes. This timer value can be added in increments of 1 minute.
VTRK	(NO) YES	Virtual Trunk route
ZONE	0-255	Zone for codec selection and bandwidth management
NODE	xxxx	Node ID
PCID	a...a	Protocol ID for the route.
CRID	(NO) YES	Allow or deny CDR record for SIP to include correlation ID.

Prompt	Response	Comment
TW_ROUTE	(NO) YES	Taiwan R1 route
- NACC	aaaa	Network access control (aaaa = (PGNR), PGNC, or PGNU)
M911_ANI	(NO) YES	Receive ANI digits for Meridian 911 routes
- M911_TRK_TYPE	aaaa	Meridian 911 ANI trunk types (aaaa = (911T) or 911E)
- M911_FORM	(1) 2	Automatic Number Identification Format
- M911_ABAN	(NO) YES	Optional call abandon treatment
- M911_TONE	(YES) NO	Optional call abandon tone
- NPID_TBL_NUM	0-7	Meridian 911 route table index
PRIV	(NO) YES	Private Line Route
RPA	(NO) YES	Radio Paging Route
ESN	(NO) YES	Electronic Switched Network or ESN pad control
SIGL	a...a	Layer 3 Signaling (a...a = APNS, BEL, DAS, DPN, NT4, or NTS)
CNVT	(NO) YES	Conventional (applies only to Tie trunks)
- DDMI	(0)-255	Digit Manipulation Index
- ATDN	(0)-x...x	Attendant DN
SAT	(NO) YES	Satellite used for trunk route via earth orbiting satellite
RCLS	aaa	Route Class (aaa = (EXT) or INT)
IDEF	(NET) LOC	Internal/external definition
DTRK	(NO) YES	Digital Trunk Route
- BRIP	(NO) YES	ISDN BRI Packet handler route
- DGTP	a...a	Digital Trunk Type (a...a = BRI, DTI, DTI2, JDMI, PRI, or PRI2)
- IFC	a...a	Interface type for route (IFC responses are listed on "IFC" (page 444))
- - CNTY	a...a	Country (CNTY responses can be found on "CNTY" (page 426))
- CBCR	(NO) YES	Service route indicator
- CLID	OPTx	Calling Line Identification (x = 0, 1, 2, 3, 4, or 5)
- PROG	a...a	Progress signal (a...a = NCHG, MALE, or MCON)
- SBN	(NO) YES	Send Billing Number
- SIDE	aaa	Meridian SL-1 Node Type (aaa = (NET) or USR)
- CNEG	(NO) YES	Channel Negotiation

Prompt	Response	Comment
- OVLR	(NO) YES	Overlap Receiving
- DIDD	(0)-15	Digits ignored for DID call during Overlap Receiving
- OVLS	(NO) YES	Overlap Sending
- OVLT	(0)-8	Inter-INFO Timer during Overlap Sending
- NASA	(NO) YES	Network Attendant Service Allowed
- MBGA	(NO) YES	MBG Interface on the D-channel
- PGPN	0-15	Protocol Set Group Number
- RCAP	a...a	Remote Capabilities (RCAP responses can be found on "RCAP" (page 474))
- - MWTO	(15) - 30	Message Waiting Time-out timer in seconds. This prompt is only printed if the RCAP is set to either QMWI or QMWO. The value entered is the duration of a timer started when a SETUP message is sent to set up a connection-oriented, call-independent connection for MWI transport. The timer is stopped on receipt of a CALL PROCEEDING message.
- - MWRT	0 - (2) - 15	Message Waiting Retry Timer. This prompt is only printed if the RCAP is set to either QMWI or QMWO. The value entered is the number of re-tries to be effected after a SETUP timeout.
- -MQC_FEAT	aaaa	MCDN QSIG Feature type, where aaaa = NAS, NACD or NMS
BCOT	(0) - 4000	B-channel Overload Control timer
INTC	(NO) YES	Speech calls to data sets are rejected (NO) or intercepted (YES) by an attendant.
ISDN	(NO) YES	Dedicated Integrated Services Digital Network (ISDN) route.
- SDID	(NO) YES	Send DID number instead of internal DN.IDC table with SDID Yes must be configured.
- - CTON		Calling Party Number
	(NCHG)	Call Type not changed.
	UKWN	Unknown call type.
	INTL	International call type.
	NATL	National call type.
	LOCL	Subscriber call type.
- MODE	a...a	Mode of operation (a...a = APN, ISLD, or PRA)
- DCH	0-159	D-channel number
- DCHI	1-15	DCHI port number

Prompt	Response	Comment
- IFC	a...a	Interface type for route (IFC responses are listed on "IFC" (page 444))
- - CNTY	a...a	Country (CNTY responses can be found on "CNTY" (page 426))
- MBXR	(NO) YES	Mobile Extension route (package 412 [MOBX] must be equipped).
- - SIND	(NO) YES	Screening Indicator for the Mobile Extension route (package 412 [MOBX] must be equipped).
- SBN	(NO) YES	Send Billing Number
- SRVC	a...a	Service type for AT&T ESS connections (SRVC responses can be found on "SRVC" (page 487))
	(0) - 31	Service provisioned for National ISDN PRI (Rel 23 and later)
- - SRPM	0-(15)-255	Service Parameter
- - PNI	(0)-32700	Private Network Identifier (requires package 148 (NTWK))
- PR_TRIGS	aaa xx	Path Replacement Triggers
- PR_RTN	(NO) YES	Retain option for far end PINX
- NCNA	(YES) NO	Network Calling Name Allowed
- NCRD	(NO) YES	Network Call Redirection
- - TRO	(NO) YES	Trunk Route Optimization
- INAC	(NO) YES	Insert ESN Access Code to incoming private network call
- - SPN	(NO) YES	SPN's AC is inserted first to search for a valid UDP number
INC_T306	0-(2)-T306	Incoming T306 timer value in 2 second increments
OUT_T306	0-(30)-T306	Outgoing T306 timer value in 2 second increments
- FALT	(NO) YES	Recognition of DTI2 ABCD FALT signal for ISL
- NSF	(NO) YES	Network Service Facility
- COTR	0-511	DID/CO Trunk Reference route number
- TIER	0-511	Tie Reference route number
- WATR	0-511	Wide Area Telephone Service or WATS Reference route
- CHTY	a...a	Channel Type (a...a = (BCH) or ABCH)
- CTYP	a...a	Call Type for outgoing direct dialed TIE route (a...a = (UKWN), CDP, INTL, LOC, NPA, NXX, or SPN)
- INAC	(NO) YES	Insert ESN Access Code
- ISAR	(NO) YES	Integrated Service Access Route
- - RTN	0-511	Route Number

Prompt	Response	Comment
- - FACY	(NO) YES	Facility indicator
- - SID	0-511	Service Identification
- - MIN	0-510	Minimum number of channels
- - MAX	1-510	Maximum number of channels
- - PTUT	0-510	Preference Trunk Usage Threshold
- - PRIM	(YES) NO	Primary
- - NCOS	(0)-99	Network Class of Service group number
- - CLS	a...a	Class of Service (a...a = (CTD), CUN, FR1, FR2, FRE, SRE, TLD, or UNR)
- - TGAR	xx	Trunk Group Access Restrictions
CPUB	(OFF) ON, LDN	Conversion to public number feature.
- IEC	001-999	Inter-Exchange Carrier ID
DAPC	(NO) YES	Display of Access Prefix on CLID
- TBL	(0)-15	Prefix table number to be associated with this route
CPFXS	(YES) NO	Customer-defined Prefixes
HNTN	0-9999	Home National Number
HLCL	0-9999	Home Local Number
ADDP	(NO) YES	Add Public Prefixes
- DSEL	aaa	Data Selection (aaa = (VOD), DTA, TDN, 3DTA, 7DTA, 7VOD or 3VCE)
PTYP	a...a	Port Type at far end (PTYP responses begin on "PTYP" (page 472))
AUTO	(NO) YES	Auto terminate
- ACMP	(NO) YES	Automatic Camp-On Calls to Busy Auto Terminate Line
- DNIS	(NO) YES	ACD DNIS route
- - NDGT	xx	Number of DNIS Digits
- - WDGT	a	First or last 4 DNIS digits to be sent on APL and HSL (a = (L) or F)
- - DDLY	(NO) YES	DNIS Interdigit Delay
- - DCDR	(NO) YES	Include DNIS number in CDR records
IANI	(NO) YES	In-Band Automatic Number Identification route
RTYP	aaa	Recording device for RAN trunks (aaa = AUD, CAP, CK2, CKM, CON, DGT, LVL, or PUL)
- LGTH	4-(60)- 7200	Maximum message length in seconds
- GRD	aaaa	Ground Start Arrangement (aaaa = (PLAY) or IDLE)
REP	1-15	Repetitions of recorded announcements

Prompt	Response	Comment
POST	aaa	RAN Post announcement treatment (aaa = DIS or ATT)
STRT	aaa	Start arrangement (aaa = IMM or DDL)
WAIT	(RGB) MUS	Ringback for calls queueing for RAN trunk
- MRT	0 - 511	Music route for RAN queueing
BDCT	(NO) YES (YES) NO	Enable broadcast capability for this route. For CS 1000E, the default is YES
- TITH	(0) - 300	Waiting Time Threshold (seconds)
- NCTH	(0) - 100	Number of Calls Waiting Threshold
RANH	x...x	RAN or Music route which is used after post treatment, where: <ul style="list-style-type: none"> • x...x = 0 - 511 for Large System and CS 1000E • x...x = 0 - 127 for Small System, CS 1000S, MG 1000B, and MG 1000T Precede with x to remove.
ASUP	aaa	Answer Supervision returned by RAN to originator (aaa = (NO), YES, or CO)
SIGL	aaa	Signaling interface for CAMA trunks (aaa = BEL, NT4, or NT5)
FORM	aaa	Format for CAMA trunk signaling (aaa = M1A, M2B, or M3C)
AUDN	xxxx	Auto termination DN for ISA service routes
ICOG	aaa	Incoming and Outgoing trunk (aaa = IAO, ICT, or OGT)
PREM	(NO) YES	Preemption allowed on this route. If SLP package is equipped, then COT, DID, FX, ISDN and Tie trunk types can be preemptable.
TW_INC_CLID	(NO) YES	CLID Option on an incoming TWR1 route
RANX	(NO) YES	RAN for calls diverted to external trunks
- RANR	x...x	RAN Route number for the desired RAN route, where: <ul style="list-style-type: none"> • x...x = 0-127 for Small system, CS 1000S, MG 1000B and MG 1000T • x...x = 0-511 for Large system and CS 1000E
SRCH	aaa	Search method for outgoing trunk member (aaa = (LIN) or RRB)
TRMB	(YES) NO	Tromboning
STEP	0-511	Alternate trunk route for outgoing trunks

Prompt	Response	Comment
FACN	(0) - 99999	Tie or FX facility number
BAND	(0) - 99	OUTWATS band number
ACOD	x...x	Access Code for the trunk route
CLEN	0 - (1)- 3999	CLID entry number
CPP	(NO) YES	Calling Party Privacy/Calling Party Privacy Override Flag
- TCPP	(NO) YES	CPP/CPPO flag for incoming non-ISDN trunk call tandemed to this trunk route
- DTPI	(*67) nnnn	Privacy indicator for a digitone trunk
- DPPI	(1167) nnnn	Privacy indicator for a dial-pulse trunk
- PII	(NO) YES	Privacy Indicator Ignored
- DTPO	(*82) nnnn	Privacy Override Indicator for a digitone trunk
- DPPO	(1182) nnnn	Privacy Override Indicator for a dial-pulse trunk
AUXP	(NO) YES	Auxiliary processor applications
TARG	0-(1)-31	Trunk Access Restriction Group
BILN	(NO) YES	Billing Number Required
- BLEN	1-(10)-16	Billing Number Length
- BNUM	0-x...x	Billing number (1 to 16 digits depending on BLEN)
- BDSP	(NO) YES	Billing Number Displayed
ATGT	(0)-60	ADM Trunk Guard Timer
ASTP	1-(2)-15	ADM Step-Forward ring cycles
SGRP	(0)-999	Scheduled Access Restriction Group
OABS	0-9	Actual outgoing toll digits to be ignored for Code Restriction
IABS	(0)-3	Number of incoming digits to be absorbed
CAT	00-99	CAMA trunk route category digits
ID	(0)-9	Identification digit for CAMA trunk routes
STRK	(NO) YES	Super Trunk group feature
SPTO	(NO) YES	Super Trunk Option
ANKP	(NO) YES	KP signal suppressed
INST	(0)-99999999	Insert
JDGT	1-(4)	Japan central office Digits
IDC	(NO) YES	Incoming DID Digit Conversion on this route
- DCNO	(0)-254	Day IDC tree number
- NDNO	0-254	Night IDC tree number
- DEXT	(NO) YES	Display External dialed digits

Prompt	Response	Comment
- - DNAM	(NO) YES	Display IDC Name
LID	(0)-2	Line Identities option
- LCNO	0-255	Line identities Conversion tree number
ANTK	x...x	ANI identifier number
SIGO	a...a	Signaling arrangement (a...a = (STD), ESN2, ESN3, ESN5, ETN, or EN19)
- STYP	aaaa	Standard Signaling Type (aaaa = (SDAT) or STDN)
MFC	(NO) YES	Multifrequency Compelled or MFC Signaling
MFSS	(B1) B2 B3	First MFS digit request backward signal
TCRS	(YES) NO	Toll Category Request Supported
INDMF	(NO) YES	Indian R2MFC Operations
- CLEN	1 - (10) - 16	Maximum number of CNI digits requested for India Phase 2 feature
MFEI	(0)-127	MFE table number for Incoming calls
AUTM	(NO) YES	MFE Automatic Mode
- DIGS	(4)-5	Number of Digits expected
SGL	(NO) YES	Signal
MFEO	(0)-127	MFE table number for Outgoing calls
MFEA	(YES) NO	Access code signals are used in the signaling
MFED	0-(1)-9	First digit of special service call
MFKI	1-127	MFK table number for Incoming calls
AUTM	(NO) YES	MFK Automatic Mode
DIGS	4-(5)	Number of Digits expected
MFKO	1-127	MFK table number for Outgoing calls
LOCD	x	Number of digits used in a local call by the far end Central Office (aaa = (6) or 7)
CHRG	aaaa	Charge DOD calls by line of by Block (aaaa = (BLOK) or LINE)
MFCI	1-127	MFC Incoming table number
R2MD	(NO) YES	R2 modification
- DIG#	1-(4)-9	Number of digits
SGL	(NO) YES	Signal
BSSU	(NO) YES	Backward Signal Suppression for undefined signal
MFCO	1-127	MFC Outgoing table number
EMGY	(NO) YES	Emergency Route

Prompt	Response	Comment
OPP	aaa	Operator originated calls receive normal treatment for busy and intercept situations (aaa = (OPP) or ATT)
SWP	a...a	Subscriber with Priority (a...a = (NORM) or ATT)
ICIS	(YES) NO	Incoming Identifier Send
ICDN	x...x a...a	Incoming route DN (x...x = 1-7 digit CLID DN; a...a = (NO) or CLID entry of 0-125 for trunk DN)
ICNP	a...a	Incoming Numbering Plan (a...a = (UKWN), PUB, or PRV)
ICNT	a...a	Incoming Numbering Type (a...a = (UKWN), INTL, NTN, LCL, LOC, CDP or SPN)
ICPS	(YES) NO	Incoming Presentation Status
OGIS	(YES) NO	Outgoing Identifier Send
OGDN	x...x a...a	Outgoing route DN (x...x = 1-7 digit CLID DN; a...a = (NO) or CLID entry of 0-125 for trunk DN)
OGNP	a...a	Outgoing Numbering Plan (a...a = (UKWN), PUB, or PRV)
OGNT	a...a	Outgoing Numbering Type (a...a = (UKWN), INTL, NTN, LCL, LOC, CDP or SPN)
OGPS	(YES) NO	Outgoing Presentation Status
CCNI	(NO) YES	Call Number Indicator or CNI enabled on route
CNTL	(NO) YES	Changes to Controls or timers
- TIMR	aaa xxx	Trunk Timers (TIMR range definitions begin on "TIMR" (page 492))
- SST	xx y	Seizure Supervision Timer in seconds
- DTD	(NO) YES	Dial Tone Detection
- - TABL	0-31	Flexible dial tone detection table number
- - XTDT	0-7	Extended Tone Detector Table Number
- - MDTD	1-(5)-31	Minimum Dial Tone Detection delay in seconds
- - DTDF	x y	Dial Tone Detector Fail threshold
- - SCDT	(NO) YES	Secondary Dial Tone detection is used on route
- - 2 DT	(NO) YES	Secondary Dial Tone
- NEDC	aaa	Near End Disconnect Control (aaa = (ORG) or (ETH))
- FEDC	aaa	Far End Disconnect Control (aaa = (ORG), (ETH), (JNT), or (FEC))
CPDC	(NO) YES	SL-1 is the only Controlling Party on incoming calls
SPCT	aaa	Speech Path Cut-Through (aaa = (IMM) or (DLY))
DLTN	(NO) YES	Dial Tone on originating calls
- TOV	(0)-3	Data Time-out Value

Prompt	Response	Comment
- PSEL	aaaa	Protocol Selection (aaaa = (DMDM) or TLNK)
- OPE	(NO) YES	Change data port Operating parameters
-- PSDS	(NO) YES	Public Switched Data Service option
-- TRAN	a...a	Transmission mode (a...a = (ASYN) or SYN)
-- PAR	a...a	Parity for data port (a...a = (SPAC), EVEN, MARK, or ODD)
-- DTR	(OFF) ON	Data Terminal Ready
-- DUP	aaaa	Duplex for data port (aaaa = (FULL) or HALF)
-- DCD	(ON) OFF	Data Carrier Detect
-- MOD	(NO) YES	Mode for synchronous operation
-- INT	(OFF) ON	Interworking
-- CLK	(OFF) ON	Clock source for synchronous operation
-- V25	(NO) YES	V.25 bis option for synchronous operation
-- HDLC	(NO) YES	High Level Data Link Control
-- DEM	aaa	Data Equipment Mode (aaa = (DCE) or DTE)
-- PBDO	(OFF) ON	Port Busy upon DTR Off
ANDT	(NO) YES	Automatic Number Identification Dial Tone
HOLD	ic dc ht	Hold failure threshold
SEIZ	ic dc	Seize failure threshold
RGFL	ic dc	Ring Failure threshold
RVSD	ic dc	Reversed wired CO trunk threshold
ILLR	ic dc	Illegal Ring threshold
SVFL	ic dc	Supervision Failure
OPCB	(NO) YES	Operator Call Back
- IMBI	(NO) YES	Perform Immediate Break-In on this route
- IMCB	(NO) YES	Perform Immediate Call Back on this route
- TOBO	(NO) YES	Toll Operator Break-Out
- BTCG	(NO) YES	Busy Tone to Calling Party disabled
- IHT	2-(30)-62	Number of seconds in increments of two
- OHT	0-(30)-126	Off-Hook Timer (2 second increments)
- OHTT	0-(30)-62	Toll Outgoing Calling Party Control call disconnect
- SRT	1-(30)-1023	Number of minutes on an outgoing CDPC call that a set is kept on-hold to a trunk (in increments of two)
- CGPC	(NO) YES	Calling Party Control
- CDCT	(NO) YES	Called Party Control

Prompt	Response	Comment
DDO	(NO) YES	Delay Digits Outpulsing for DOD and CO trunks
DRNG	(NO) YES	North American Distinctive Ringing for incoming calls
NDRI	(0)-4	Network Distinctive Ringing Index
BTUA	(NO) YES	Block Transfer of Unanswered Call
CDR	(NO) YES	Call Detail Recording
- INC	(NO) YES	CDR records generated on incoming calls
- LAST	(NO) YES	CDR record printing content option for redirected calls
- TTA	(NO) YES	Time To Answer output in CDR
- - ABAN	(NO) YES	Abandoned call records output for this route
- - CDRB	(NO) YES	Abandoned call on busy tone records
- QREC	(NO) YES	CDR ACD Q initial connection records to be generated
- OAL	(NO) YES	CDR on outgoing calls
- - OTL	(NO) YES	CDR on Outgoing Toll calls
- - AIA	(NO) YES	Answered call Identification Allowed
- - OAN	(YES) NO	CDR timing starts On Answer supervision of outgoing calls
- - OPD	(NO) YES	Outpulsed Digits in CDR
- - NDP	aaa 0-32	Number of Digits Printed (aaa = INC or EXC)
- CDRX	(NO) YES	Print CDRX records on multiple call transfer for non-PPM outgoing calls
- CDRY	(NO) YES	CDR Public Network Feature Invoke records is generated
OPA	(NO) YES	Generates CDR or CDAS record for PPM pulses
CCO	(NO) YES	Printing of CDR records for no PPM or AOC count
NATL	(YES) NO	North American Toll scheme
- TDG	x...x	Toll Digits
SSL	1-15	Special Service List number
CFWR	(NO) YES	Call Forward Restriction
- IDOP	(NO) YES	Identify Originating Party
VRAT	(NO) YES	Answer an Attendant Extended Call over VNS immediately on the incoming bearer trunk
MUS	(NO) YES	Music On-Hold
- MRT	0-511	Music Route number
MR	aaa	Message Registration (aaa = (NO), DURC, ENDC, PPM, RVB, STAC, or XLD)
DSPD	(NO) YES	Real Time AOC Display
PANS	(YES) NO	Pseudo Answer

Prompt	Response	Comment
RACD	(NO) YES	Route traffic information in ACD Reports
RUCS	0-9999	Route Unit Cost
RURC	x y	Route Unit Reference Cost
RUCF	x y	Route Unit Conversion Factor
MULT	(NO) YES	Multiplier for Charge Information
DSPT	0-(10)-60	Charge Display Timer
RPPM	xxx	Real-time Periodic Pulse Metering polling time in seconds
A1MR	(NO) YES	Answer is First Meter pulse
MANO	(NO) YES	Manual Outgoing trunk route
EQAR	(NO) YES	Enable Equal Access Restrictions
- GCR	(NO) YES	General Carrier Restriction to restrict Equal Access calls
- - NTOL	(DENY) ALLOW	North American Toll calls (example, 1+calls)
- - ITOL	(DENY) ALLOW	International Toll calls (example, 011+calls)
- SCR	(NO) YES	Selective Carrier Restriction to restrict Equal Access calls
DTOS	(NO) YES	Dial Tone on Outgoing Seizure
FRL	0-7 0-254	Facility Restriction Level
OHQ	(NO) YES	Off-Hook Queuing
OHQT	(0)-63	Off-Hook Queue Threshold
CBQ	(NO) YES	Call Back Queuing
NDIG	(2)-7	Number of Digits
AUTH	(NO) YES	Authcode
TDET	(NO) YES	Tone Detector required
TTBL	(0)-31	Tone Table number
PNNC	(NO) YES	Process Notification Networked Calls
- PNDL	2-(6)-10	Process Notification Delay Timer in seconds
- SLCT	TONE MSG	Select Tone or Message
- NRT	0-511	Notification Route number
- NMSG	(0)-30	Number of times Message is repeated
- PNPS	(0)-30	Interval between messages (2 seconds increments)
ATAN		Attendant Announcement.
	(NO)	No Attendant Announcement.
	YES	Enable Attendant Announcement on this route.
	PSTN	Enable Attendant Announcement on this route on PSTN calls only (For MCDN trunks only).

Prompt	Response	Comment
		Attendant announcement is available on DID/TIE and COT trunks only.
- ATBL	0 -31	Announcement profile table Uses announcement profile AANN defined in Overlay 56
- AAT	(NO) YES	Disable Alternative PC Attendant Announcement Enable Alternative PC Attendant Announcement.
--AATO	(0) - 3	Alternative PC Attendant Announcement Time of Day Option for this Route
--ADAY	(0) - 3	Alternative PC Attendant Announcement Day of Week Option for this Route
--AHOL	(0) - 3	Alternative PC Attendant Announcement Holiday Option for this Route
--AATB	0 - 31	Announce profile table Uses announcement profile AANN defined in Overlay 56
-AAAO		Alternative PC Attendant Announcement, where:
	(NO)	(NO) = No call answer is given
	CAA	CAA = Call answer is given on announcement
	CAF	CAF = Call answer is given forced
		This prompt is for tone announcement valid only.
ACNI	(NO) YES	Accept Call Number Identification
OHT	0-(30)-126	Off-Hook Timer (2 seconds increments)
OHTD	(NO) YES	Off-Hook Timer Delay
PLEV	0-(2)-7	Priority Level
OPR	(NO) YES	Outpulsing Route
OPDL	(0)-8064	Outpulsing Delay in milliseconds
PRDL	(NO) YES	Partial Dial timing
EOS	(NO) YES	End-of-Selection Signal
DNSZ	(0)-7	Number of digits expected on DID routes
RCAL	aaa	Recall (aaa = (NO), ATT, or DRA)
MCTS	(NO) YES	Malicious Call Trace Signal
- MCCD	0-8	Malicious Call Trace request string
- MCDT	(0)-4	Malicious Call Trace Delay Time in seconds
- MCTM	(0)-30	Malicious Call Trace request Timer id
- MTND	(NO) YES	Malicious Call Trace Tandem Disconnect delay
FGNO	(0)-127	Feature Group D block number
CDPC	(NO) YES	Called Party Control

Prompt	Response	Comment
ALRM	(NO) YES	Malicious Call Trace Alarm is allowed for external calls
NCNI	(0)-7	Request CNI after the defined number of digits are received
CNIE	(NO) YES	Request CNI after an ESN code is dialed
CNIT	(NO) YES	Call Number Identification Trace
BTT	2-(30)-254	Busy Tone Time
ACKW	(NO) YES	Acknowledgment seizure signal
PECL	(NO) YES	Periodic Clearing Signal
DCTI	(0)-511	Time (in seconds) that an extension is allowed to ring or be On-hold or Call Park before the trunk is disconnected
NADT	(0)-255	No Answer Disconnect Timer in seconds
MON	(NO) YES	Monitoring for route
TIDY	xxxx yyyy	Trunk Identity
ATTR	(NO) YES	AC15 Timed Reminder Recall
TRRL	(NO) YES	Recall signal (may not) can be received and transmitted on this route
- FRIN	(NO) YES	Forward Release Indefinitely
-- FRRC	0-(4)-15	Forward Release Repetition Count
-- FRRS	(NO) YES	Forward Release Repetition Seize
--- FRRD	128-(384)	Forward Release Repetition Delay in milliseconds
--- RRBS	(NO) YES	Repeat Release Before Seize
- RLSM	(0)-15	Release Mechanism
CCB	(NO) YES	Collect Call Blocking enabled
- CCB1	512-(1536)-4992	Collect Call Blocking delay timer 1 in milliseconds
- CCB2	500-(1520)-2550	Collect Call Blocking delay timer 2 in milliseconds
CCBA	(NO) YES	Collect Call Blocking Allowed
ARDN	(NO) YES RPO	Allow last Re-Redirecting Number
ANIE	(0)-x	ANI table Entry for Route (configured in LD 15)
CISR	(NO) YES	CIS Route
- ANSZ	(7)-15	Size of the ANI information
- ANIC	(NO) YES	ANI Composing
- LEC	0-9999999	Local Exchange Code (used for building ANI messages)
- ADDG	0-(8)-9	Additional Digit to be used in ANI sequences
- ANDN	0-9999999	ANI DN
- DTOC	(NO) YES	Direct Toll Connection

Prompt	Response	Comment
- CTOC	aaaa	CIS Toll Outpulsing Criteria
- COAT	(NO) YES	Continue Outpulsing After ATO Timer expires
- CACD	(NO) BEF AFT	Defines how the CAC is displayed on the display of the set/console.
- CACC	(NO) BEF AFT	Defines how the CAC is stored in the CDR.
- AANI	(NO) YES	Defines if the Automatic ANI request should be sent to the CIS CO when the incoming calls are originated from the CIS CO to the trunks within this route.
- ANFT	(CONT) FAIL ITDN	Defines the ANI Failure Treatment option.
- - ITDN	xxxx	Intercept DN (up to 8 digits) defines the DN to transfer the incoming calls which failed to provide ANI.
-CAC_CONV	(0)-31	CAC conversion table number for CIS gateway, configured against MFC_ENT in LD 15. Prompted only for non-outgoing R2MFC route
CAC	0-(3)-9	Specifies ANI category for an incoming trunk
CAC_CIS	0-(3)-9	CIS ANI Category Code
RDNL	0-(4)-7	Route DN length for ANI

ATM: Automatic Trunk Maintenance data block

Prompt	Response	Comment
REQ	aaaa	Request (aaaa = CHG, END, LCHG, NEW, or OUT)
TYPE	ATM	Type of data block = ATM (Automatic Trunk Maintenance)
CUST	xx	Customer number associated with this route
ROUT	x...x	Route number Where x...x = 0-511: Large System and CS 1000E system 0-127: Small Systems, CS 1000S, MG 1000B, and MG 1000T
DES	x...x	Designator field for trunk (0-16 character alphanumeric)
T100	n...n	T100 test line DN (2 to 10 digits)
PADT	0-63	Pad factor for T100 test line in dB
STND	(YES) NO	Standard T100 test line
NMNL	27-90	Noise Maintenance Limit
NOUT	27-90	Noise out-of-service limit
NTOF	(YES) NO	Near To Far measurement
- REF	n...n	Reference loop around DN (2 to 10 digits)

Prompt	Response	Comment
- TST	n...n	Test loop around DN
- PADL	0-63	Pad factor for loop around
EML	0-15	Expected Measured Loss
LMNL	0-15	Loss deviation Maintenance Limit
LOUT	0-15	Loss out-of-service deviation limit
DSBL	(0)-100	Percentage of trunks to be Disabled
MXTI	0-(5)-15	Maximum Time

SCH: ATM Schedules data block

Prompt	Response	Comment
REQ	aaaa	Request (aaaa = CHG, END, LCHG, NEW, or OUT)
TYPE	SCH	Type of data block = SCH (ATM Schedules)
CUST	xx	Customer number associated with this route
HOURL	0-23	Hour to start Automatic Trunk Maintenance test
ROUT	x...x	Route number Where x...x = 0-511: Large System and CS 1000E system 0-127: Small Systems, CS 1000S, MG 1000B, and MG 1000T
DES	x...x	Designator field for trunk (0-16 character alphanumeric)
MDMP	(NO) YES	Modem Data Module Pair
- MRAT	5-30	Modem Ring Again Timer
DTYP	aaa	Inbound/Outbound Data Port (aaa = (IOP), IDP, or ODP)
ADCP	(NO) YES	All-Digital Connection Prefix
OAMP	0-127	Outbound Modem Pool route number
IAMP	0-127	Inbound Modem Pool route number

Meridian 911 Route data block

Prompt	Response	Comment
REQ	aaaa	Request (aaaa = CHG, END, LCHG, NEW, or OUT)
TYPE	RDB	Type of data block = RDB (Route data block)
CUST	xx	Customer number associated with this route
ROUT	x...x	Route number Where x...x =

Prompt	Response	Comment
		0-511: Large System and CS 1000E system 0-127: Small Systems, CS 1000S, MG 1000B, and MG 1000T
DES	x...x	Designator field for trunk (0-16 character alphanumeric)
TKTP	DID	DID trunk types must be used for M911 route
M911_ANI	YES	Receive ANI digits for M911 route
M911_TRK_TYPE	aaaa	Meridian 911 ANI trunk type (aaaa = (911T) or 911E)
M911_FORM	(1) 2	Automatic Number Identification Format
M911_ABAN	(NO) YES	Optional call abandon treatment
M911_TONE	(YES) NO	Optional call abandon tone
NPID_TBL_NUM	0-7	Meridian 911 route table index

NPID: Numbering Plan/Information Digit Digit (NPID) data block

Prompt	Response	Comment
REQ	aaaa	Request (aaaa = CHG, END, LCHG, NEW, or OUT)
TYPE	NPID	Type of data block = NPID
IDTB	0-7	ID table index
NPID	0-9	Numbering Plan Digit or Information Digit
TRMT	a...a	NPID Treatment (a...a = (NONE), FAIL, TEST, or NPA)
-NPA	nnn	Numbering Plan Area

Release Mechanism Options

The following table indicates whether a release signal is acknowledged or not. YES indicates the release signal is acknowledged, NO indicates the release signal is not acknowledged.

Table 3
Release Mechanism Options

RLSM Option	Incoming Calls		Outgoing Calls	
	Originator On-Hooks first	Terminator On-Hooks first	Originator On-Hooks first	Terminator On-Hooks first
0	NO	NO	NO	NO
1	NO	NO	NO	YES
2	NO	NO	YES	NO
3	NO	NO	YES	YES
4	NO	YES	NO	NO
5	NO	YES	NO	YES

Table 3
Release Mechanism Options (cont'd.)

	Incoming Calls		Outgoing Calls	
6	NO	YES	YES	NO
7	NO	YES	YES	YES
8	YES	NO	NO	NO
9	YES	NO	NO	YES
10	YES	NO	YES	NO
11	YES	NO	YES	YES
12	YES	YES	NO	NO
13	YES	YES	NO	YES
14	YES	YES	YES	NO
15	YES	YES	YES	YES

Alphabetical list of prompts

Prompt	Response	Comment	Pack/Rel
2DT	(NO) YES	Secondary Dial Tone	xpe-16
A1MR	(NO)	Answer is First Meter pulse	pemd-18
	YES	Meter pulses are counted from the moment of seizure of the outgoing trunk. When the trunk answers, the PPM count is left unchanged. Meter pulses received before Answer are invalid. Answer is taken as the start of the first charging period (example, when an answer signal is received the PPM count is incremented). Meter pulses mark the start of the subsequent charging periods. A1MR is prompted when DTRK = YES, DGTP = DTI2, and MR = PPM.	
AAAO	(NO)	Alternative Attendant Announcement	atan-25.4
	CAA	No call answer is given 0-31.	
	CAF	Call answer is given on announcement. Call answer is given forced. This prompt is for tone announcement valid only.	

Prompt	Response	Comment	Pack/Rel
AANI	(NO) YES	Defines if the Automatic ANI request should be sent to the CIS CO when the incoming calls are originated from the CIS CO to the trunks within this route.	cist-24
AAT	(NO) YES	Disable Alternative Attendant Announcement. Enable Alternative Attendant Announcement.	atan-25.4
AATO	(0) - 3	Alternative Attendant Announcement Time of Day Option for this Route.	atan-25.4
AATB	xx	Announce profile table. Where xx = 0-31 0-31 uses announcement profile AANN defined in Overlay 56	atan-25.4
ABAN	(NO) YES	Abandoned call records output for this route	fcdr-18
ABTR	(15) Range 0 - 30	Timer (in minutes) to block the disconnect from being tandemed across to the target node. Default value: 15 minutes. This timer value can be added in increments of 1 minute.	
ACKW	(NO) YES	Acknowledgment seizure signal is expected after seizure of a DID/DOD trunk	xpe-16
ACMP	(NO) YES	Automatic Camp-On calls to busy auto terminate Line	

Prompt	Response	Comment	Pack/Rel
ACNI	(NO) YES	Accept Call Number Identification This DPNSS route (does not allow) allows R2MFC CNI sent as an OLI string in the initial message (ISRM). Prompted when: <ul style="list-style-type: none"> • IDA package equipped • MFC package equipped • TKTP = IDA • SIGL = DPN/APNS 	dpnss-20
ACOD	x...x	Access Code for the trunk route The ACOD must not conflict with the numbering plan. Up to 4 digits, up to 7 digits with Directory Number Expansion (DNXP) package 150.	basic-1
ADAY	(0) - 3	Alternative Attendant Announcement Day of Week Option for this Route.	atan-25.4
ADDG	0-(8)-9	Additional digit(s) to be used in ANI sequences. If LEC and the DN to be transmitted consist of less than seven digits, ADDG is used as the last digit(s) of the ANI sequence. Prompted if: <ol style="list-style-type: none"> 1. Commonwealth of Independent States (CIST) package 221 is equipped 2. ICOG = OGT 3. TKTP = COT (for analog trunks, TKTP must = DID) 4. DGTP = DTI2 	cist-21

Prompt	Response	Comment	Pack/Rel
		<p>If ANIC is NO or if ANIC=YES but the ANI entry associated with the originator of the call is not configured.</p> <p>It is used to complete ANI DN if LEC+ANI DN consists of less than ANSZ digits.</p> <p>Prompted for outgoing CIS route.</p> <p>Can be from 1 up to the ANSZ length.</p>	cist-24
ADDP	(NO) YES	<p>Add Public Prefixes</p> <p>The prefixes 0 (National) or 00 (International) <i>are not</i> added to the Calling Party Number if the Type of Number (TON) is Public on the set/attendant displays.</p> <p>The prefixes 0 (National) or 00 (International) are added to the Calling Party Number if the Type of Number (TON) is Public on the set/attendant displays.</p>	euroisdn-22
ADCP	(NO) YES	All-Digital Connection Prefix assigned to customer	basic-5
AHOL	(0) - 3	Alternative Attendant Announcement Holiday Option for this Route.	atan-25.4
AIA	(NO) YES	<p>Answered call Identification Allowed</p> <p>Enter YES to output an "A" in the CDR TerID field to indicate answered calls.</p> <p>Prompted when OAL = YES or OTL = YES.</p>	cdr-13
ALRM	(NO) YES	Malicious Call Trace Alarm is allowed for external calls	mct-10

Prompt	Response	Comment	Pack/Rel
ANDN	0 - 9999999	<p>ANI DN</p> <p>ANDN is used for building ANI messages. ANDN is prompted if Commonwealth of Independent States (CIST) package 221 is equipped.</p> <p>ANDN is not prompted if the route is outgoing only (ICOG = OGT) and TKTP is not COT (for analog trunks, not DID).</p> <p><u>Incoming route:</u></p> <p>If ANDN is defined, it is used as ANI DN in CDTI2/ CSDTI2 ANI messages when this incoming trunk is the originator of an outgoing CDTI2/ CSDTI2 call. If ANDN is not defined, the the ANDN of the outgoing CDTI2/ CSDTI2 trunk is used.</p> <p><u>Outgoing route:</u></p> <p>Default ANI DN in CDTI2/ CSDTI2 ANI messages. If the ANI DN of the call originator cannot be used, then ANDN for the outgoing CDTI2/ CSDTI2 route is used. This occurs for sets with CLS DNAD and for incoming routes if ANDN is not defined.</p> <p>can be from 0 up to the ANSZ length.</p> <p>Prompted for outgoing CIS route.</p> <p>Used for building ANI message if ANIC=NO and DN of set is not allowed to be sent (CLS DNAD).</p> <p>Also used if ANIC=YES but the ANI entry associated with the originator of the call is not configured, and DN of set is not allowed to be sent (CLS DNAD).</p>	cist-21
	X	Remove ANDN	cist-24
ANDT	(NO) YES	Automatic Number Identification Dial Tone	ani-1
ANFT	(CONT)	<p>Defines the ANI Failure Treatment option.</p> <p>Provide call to the required destination</p>	cist-24

Prompt	Response	Comment	Pack/Rel
	FAIL	Drop the call	
	ITDN	Transfer call to the intercept DN defined by the ITDN prompt	
ANIC	(NO) YES	<p>ANI Composing</p> <p>Prompted for outgoing CIS route.</p> <p>If ANIC=NO, old ANI composing is used: if the originator of the call is a set, ANI message consists of the CAC of the originator + the LEC of the outgoing route + the DN of the originator or the ANDN of the outgoing CIS route, depending on the class of service (DNAA/DNAD) of the set. If the originator of the call is an incoming route, the components of the ANI message are retrieved from default ANI entries and/or from the data block of the outgoing CIS route.</p> <p>If ANIC=YES, the following is done:</p> <p>If no entry is associated with the calling set (ANIE=0), then old ANI composing is used.</p> <p>If an ANI entry is associated with the calling set (ANIE has a non-zero value), but the associated ANI entry is not configured, then old ANI composing is used.</p> <p>If an ANI entry is associated with the calling set (ANIE has a non-zero value), and the associated ANI entry is configured, then ANI table is used for building the ANI message: none of the components of the ANI message is retrieved from the data block of the outgoing CIS route.</p>	cist-24

Prompt	Response	Comment	Pack/Rel
ANIE	(0)-x	ANI table Entry for Route (configured under prompt R_ENTRY, LD 15) x= R_SIZE-1 R_Size is the maximum table entry number that can be configured. (R-SIZE is defined in LD 15)	cist-24
ANKP	(NO) YES	KP signal suppressed	cam-1
ANSZ	(7)-15	Size of the ANI information This is the length of LEC+ANI DN. For analog routes, the only valid response is 7.	cist-24
ANTK	x...x	ANI identifier number Up to 4 digits, up to 7 digits with Directory Number Expansion (DNXP) package 150. In either case, together with ANLD and ANI Listed DN in LD 15, the total number of digits must be no less than 7.	ani-1
ARDN	(NO) YES RPO	Allow last redirecting Number, where: (NO) = treatment for originally called number. YES = treatment for last redirecting number. RPO = treatment for last redirecting number if OCN is Public.	basic-4.5

Prompt	Response	Comment	Pack/Rel
		<p>Note 1: If ARDN = NO, the display on the terminating set would be Calling Number + Originally called number + Original diversion reason.</p> <p>Note 2: If ARDN = NO, and the call lands on a voice mail system, the voice mail would be left against the originally called number's mailbox.</p> <p>Note 3: If ARDN = YES, the display on the terminating set would be Calling Number + last redirecting number + last diversion reason.</p> <p>Note 4: If ARDN = YES, and the call lands on a voice mail system, the voice mail would be left against the last redirecting party's mailbox.</p> <p>Note 5: If ARDN= RPO, if the Type of Number and Numbering plan indicator(TON & NPI) of the originally called number is public, then the display on the terminating set would be the calling Number + last redirecting number + last diverting reason.</p> <p>Note 6: If ARDN= RPO, and the call lands on a voice mail system, the voice mail would be left against the last redirecting party's mailbox.</p> <p>Note 7: If ARDN= RPO, and the Type of Number and Numbering plan indicator(TON & NPI) of the originally called number is private, then the display on the terminating set would be Calling Number + Originally called number + Originally diverting reason.</p> <p>Note 8: If ARDN= RPO, and the call lands on a voice mail system, the voice mail would be left against Originally called number's mailbox.</p>	
ASTP	1-(2)-15	ADM Step-forward ring cycles	adm-12
ASUP	(NO)	Do not return Answer Supervision by RAN to originator	ran-1
	YES	Return Answer Supervision by RAN to originator	

Prompt	Response	Comment	Pack/Rel
	CO	Return Answer supervision only if the originator is a CO trunk The operation of answer supervision is affected with FCC Compliance for DID Answer Supervision (FC68) package 223. Refer to FCC Compliance for DID Answer Supervision, in <i>Features and Services Fundamentals</i> (NN43001-106).	
ATAN	(NO) YES PSTN	Attendant Announcement. No Attendant Announcement. Enable Attendant Announcement on this route. Enable Attendant Announcement on this route on PSTN calls only (For MCDN trunks only). Attendant announcement is available on DID/TIE and COT trunks only.	atan-25.4
ATBL	xx	Announcement profile table. Where xx = 0-31 0-31 uses announcement profile AANN defined in Overlay 56.	atan-25.4
ATDN	(0)-x...x	Attendant DN of conventional main, ESN main, ESN node or ETN node. Up to 4 digits, up to 7 digits with Directory Number Expansion (DNXP) package 150.	casm-5
ATGT	(0)-60	Add on Data Module (ADM) Trunk Guard Timer Two-second increments up to one minute, odd entries are rounded down to the next valid number.	adm-12
ATTR	(NO) YES	AC15 Timed Reminder Recall. Prompted with AC15 Recall (ACRL) package 236.	arcl-20
ATVR	(NO) YES	Present call has higher precedence (called party cannot be preempted)	atvn

Prompt	Response	Comment	Pack/Rel
AUDN	xxxx	Auto termination DN for ISA service routes Prompted when ISAR = YES and AUTO = YES. This must be an existing DN, and cannot be deleted. When DNIS = YES, it must be an ACD DN.	
AUTH	(NO) YES	Authcode to be prompted for incoming NARS/BARS calls	baut-1
AUTM	(NO)YES	Automatic Mode for MFE, MFK5 or MFK6	mfc-9
AUTO	YES	Auto-Terminate The route members terminate on DN defined by response to ATDN prompt in LD 14.	basic-1
	(NO)	The route members terminate normally at the console. Only ACD DNs or DISA DNs support Auto-Terminate trunks. In order to set AUTO = YES for TIE, DID and CCSA trunks, all members of the route must have STRI = IMM in LD 14.	
AUXP	YES	Auxiliary processor applications. Send the Calling Line Identification and Calling Party Name (if available) to auxiliary applications like Contact Center Manager (CCM). <ul style="list-style-type: none"> if the Calling Line Identification (CLID) Presentation Indicator and the Calling Party name Display (CPND) Indicator for an incoming ISDN call are received as "restricted/denied", they are changed to "allowed" <p>Note: If the Privacy Indicator Ignore (PII) prompt is configured to YES, the AUXP prompt is configured to YES automatically by the system, and cannot be changed.</p>	cppe-6.0

Prompt	Response	Comment	Pack/Rel
	(NO)	Do not send the Calling Line Identification and Calling Party Name to auxiliary applications like Contact Center Manager (CCM). <ul style="list-style-type: none"> if the Calling Line Identification (CLID) Presentation Indicator and the Calling Party Name Display (CPND) Indicator for an incoming ISDN call are received as "restricted/denied", they remain as such 	
BAND	(0) - 99	OUTWATS band number.	cbc_pkg- 23
BCOT	(0) - 4000	B-channel Overload Control timer value indicates the delay the M1 PBX introduces (in milli seconds) before starting the actual disconnect sequence.	isdn- 23
BDCT	(NO) YES	Enable broadcast capability for this route.	ranbrd- 23 ran- 23
	(YES) NO	For CS 1000E, the default YES cannot be changed. CS 1000E only supports broadcast trunks.	
BDSP	(NO)	Billing Number is not displayed at the CO	basic-21
	YES	Billing Number is displayed at the CO	
BILN	(NO)	Billing Number is not required	basic-21
	YES	Billing Number is required	
BLEN	1-(10)-16	Billing Number Length	basic-21
BNUM	0-9999	Billing Number	basic-21
		Depending on your response to BLEN, BNUM can be from 1 to 16 digits. If BLEN is changed, a new BNUM must be entered. If the BNUM entered is less than the BLEN specified, the BNUM is padded with leading zeros.	

Prompt	Response	Comment	Pack/Rel
BRIP	(NO) YES	ISDN BRI Packet handler route BRIP is set to NO by default as this is not applicable to 911P routes.	bri-18
BSSU	(NO) YES	Backward Signal Suppression for undefined signal	mfc-9
BTCG	(NO) YES	Busy Tone to Calling Party disabled	opcb-14
BTT	2-(30)-254	Busy Tone Time Length of busy/overflow to be returned on DTI routes in seconds.	xct1-16
BTUA	(NO) YES	Block Transfer of Unanswered call	pra-14
CAC	0-(3)-9	Specifies ANI category for an incoming trunk. CAC is used to build ANI messages on an outgoing trunk connected to this trunk. CAC is prompted if Commonwealth of Independent States (CIST) package 221 is equipped. However, CAC is not prompted if the route is outgoing only (ICOG = OGT) and TKTP is not COT (for analog trunks, not DID).	cist-21
CACC	(NO) BEF AFT	Defines how the CAC is stored in the CDR. The options are Do not store CAC Store CAC before the ANI Store CAC after the ANI	cist-24
CAC_CIS	0-(3)-9	CIS ANI Category Code range and default values	cist-24
CAC_CONV	(0)-31	CAC conversion table number for CIS gateway, configured against CIS_ENT in LD 15 Prompted only for non-outgoing CIS DTI2 route	cist-24

Prompt	Response	Comment	Pack/Rel
CACD		Defines how the CAC is displayed on the display of the set/console. The option also controls presentation of the CAC in the messages to the auxiliary processors	cist-24
	(NO)	Do not display CAC	
	BEF	Display CAC before the ANI	
	AFT	Display CAC after the ANI	
CAT	00-99	CAMA Trunk route category digits Prompted if SIGL = NT4 or NT5	cama-1
CBQ	(NO) YES	Call Back Queuing Use only for incoming TIE calls.	bque-1
CBCR	(NO) YES	Service route indicator	cbc_pkg-23
CCB	(NO)	Collect Call Blocking disabled on incoming route	ccb-21
	YES	Collect Call Blocking enabled on incoming route The route must be: 1. either incoming or incoming and outgoing 2. COT, DID, FEX, or WAT 3. neither ISDN nor M911 This prompt appears with Collect Call Blocking (CCB) package 290.	
CCB1	512-(1536)-4992	Collect Call Blocking delay timer 1 (ms). The input is rounded to the next multiple of 128 ms.	ccb-21
CCB2	500-(1520)-2550	Collect Call Blocking delay timer 2 (ms). The input is rounded to the next multiple of 10 ms.	ccb-21

Prompt	Response	Comment	Pack/Rel
		If any CCB route members (trunks) are using firmware timing (FWTM = YES in LD 14), the CCB2 timer do not change until the new timer value is downloaded to the card. This can be done by either enabling the card or initializing the switch. CCB2 is prompted when CCB = YES.	
CCBA	(NO)	Collect Call Blocking denied (regular answer signal transmits)	ccb-21
	YES	Collect Call Blocking Allowed (CCB answer signal transmits)	
		CCBA is used for outgoing routes when a call tandems out on this route. For example, collect calls do not be accepted on a RAN or TIE route when CCBA = YES. When CCBA = NO, these routes can accept collect calls.	
		This prompt appears with Collect Call Blocking (CCB) package 290.	
CCNI	(NO) YES	Call Number Indicator enabled on route	mfc-15
CCO	(NO) YES	Printing of CDR records for no PPM or AOC count Prompted when OAL = YES or OTL = YES	cdr-10
CDCT	(NO)	Called Party Control is not enabled on incoming calls when MFC IDCT signal is sent	opcb-14
	YES	Called Party Control is enabled on incoming calls when MFC IDCT signal is sent	
CDPC	(NO)	Called Party Control is not enabled when MCT feature is activated.	supp-14
	YES	Called Party Control is enabled when MCT feature is activated. Prompted when OPCB = YES	
CDR	(NO) YES	Call Detail Recording Set and change CDR options for this route.	cdr-1

Prompt	Response	Comment	Pack/Rel
CDRB	(NO) YES	Abandoned call on busy tone records.	cdr- 23
CDRX	(NO) YES	Print CDRX records on multiple call transfer for non-PPM outgoing calls. This prompt appears if CDRX package is equipped and MR is not equal to PPM. Also CDR = YES, TKTP = COT or DID for International DID/DOD and ICOG cannot be ICT.	cdrx-20
CDRY	(NO) YES	CDR Public Network Feature Invoke records is generated	ddsp-20
CFWR	(NO) YES	Call Forward Restriction	supp-10
CGPC	(NO)	Calling Party Control on incoming calls on this route is not enabled	opcb-14
	YES	Calling Party Control on incoming calls on this route is enabled	
CHRG	(BLOK)	A DOD Call over this MFK route must signal the CO that it wishes to be charged by block.	kd3-20
	LINE	A DOD Call over this MFK route must signal the CO that it wishes to be charged by line.	
CHTY		Channel Type	pra-12
	(BCH)	B-channel	
	ABCH	A/B bit signaling Prompted when DTRK = YES, ISDN = YES and Mode = PRA.	
CISR	(NO) YES	CIS Route.	cist-24
CLEN	0 - (1)- 3999	CLID entry number. This prompt is given only for non-ISDN routes (where ISDN = NO and ISAR = NO).	esa-23
	1 - (10) - 16	Maximum number of Calling Number Identification digits to request for India Phase 2 feature.	

Prompt	Response	Comment	Pack/Rel
CLK	(OFF) ON	External Clock source Internal Clock source Prompted if TKTP = MCU and TRAN = SYN	basic-18
CLS	(CTD)	Class of Service access restriction. Prompted if TKTP = TIE. Conditionally Toll Denied	isa-12
	CUN	Conditionally Unrestricted	
	FR1	Fully restricted class 1	
	FR2	Fully restricted class 2	
	FRE	Fully restricted	
	SRE	Semi-Restricted	
	TLD	Toll Denied	
	UNR	Unrestricted	
CLID		Calling Line Identification. CLID is prompted only for UIPE-based protocols.	euroisdn-22
	OPT0	Prefix = 0 for North American dialing plan. OPT0 is the default for ESIG and ISIG interfaces.	
	OPT1	Prefix = 1 for international PFXs in CLID. Any numbering type is supported. OPT1 is the default for all EuroISDN interfaces.	
	OPT2	Prefix = 2, for international PFXs in CLID. CCITT numbering types supported are: UKWN, INTL, NPA, and NXX. OPT2 is the default for CO/DID routes for the Telecom New Zealand interface. For an interworking scenario, when the CLID option is OPT2, and the CPFXS prompt is NO, then the calling number is built based on the originating calling number type.	

Prompt	Response	Comment	Pack/Rel
	OPT3	Prefix = 3 for international PFXs in CLID. Only the NXX number type is supported. OPT3 is the default for TIE routes for the Telecom New Zealand interface.	
	OPT4	For international COs, if the call originates from a CO trunk type, add nothing. Otherwise, add PFX1 and PFX2. OPT4 is the default for all Asia Pacific interfaces.	
	OPT5	This is the same as OPT4, except it supports a maximum of 10 digits in the CLID. OPT5 is the default for the Austrian interface.	
CNEG		Channel Negotiation	bri-20
	(NO)	Channel Negotiation not allowed	
	YES	Channel Negotiation allowed CNEG is prompted if IFC = 1TR6, Numeris, APAC or D70.	
CNIE	(NO) YES	Request CNI after an ESN code is dialed. The ESN code can be a Distant Steering Code (DSC), Trunk Steering Code (TSC), NARS Access Code 1 (AC1) or NARS Access Code 2 (AC2). If NCNI > 0 and CNIE = YES, CNI is requested when either one of the conditions is first met. CNIE is prompted when the following occur: <ul style="list-style-type: none"> • MFC package is equipped • TKTP = DID or TIE • MFC Table = R2MF • MFC signaling table is defined for the route 	dpnss-20
CNIT	(NO) YES	Call Number Identification Trace Request MFC Call Number Identification digits only if dialed station has MCTA Class of Service. Prompted when the following occur:	supp-15

Prompt	Response	Comment	Pack/Rel
		1. MCT and MFC packages are equipped 2. TKTP = DID or TIE 3. MFC = R2MF 4. MFC signaling table is defined on the route	
CNTL	(NO) YES	Changes to controls or timers	basic-1
CNTY		Country	supp-9
	(ESTI)	ETS 300-102 basic protocol	
	AUS	Austria	
	AUST	Australian UIPE PRI	
	BEL	Belgium	
	CHNA	China	basic-23
	CIS	Commonwealth of Independent States	euro- 23
	DEN	Denmark	
	DUT	Holland	
	EAUS	Australia	ipra-24
	EIR	Ireland	
	ESP	Spain	
	FIN	Finland	
	FRA	France	euro- 23
	GER	Germany	
	HKNG	Hong Kong	
	INDI	India	isdn-24
	INDO	Indonesia	basic-23
	ITA	Italy	
	JAPN	Japan ISDN UIPE connectivity	basic-23
	MSIA	Malaysia connectivity	basic-23
	NET	ETSI network side protocol	
	NOR	Norway	
	PHLP	Philippines	isdn-24
	POR	Portugal	
	SING	Singapore	

Prompt	Response	Comment	Pack/Rel
	SWE	Sweden	
	SWI	Switzerland	
	TAIW	Taiwan	isdn-24
	TCNZ	New Zealand BRI	
	THAI	Thailand	
	UK	United Kingdom	
CNVT	(NO) YES	Conventional switch route Prompted with Network Signaling (NSIG) package 37.	nars-5
COAT	(NO) YES	Continue Outpulsing After ATO Timer expires	cist-24
COTR	0-511	DID/CO Trunk Reference route number Determines how incoming public call types are handled for the associated Integrated Service Access route or ISA. Prompted when TKTP = ISA and IFC = D100 or SL-1 and NSF = NO or YES. Precede with X to delete.	pra-12
CPDC	(NO) YES	SL-1 is the only controlling party on incoming calls. If CPDC = YES, the connection stays up until it is disconnected by SL-1. This is used for 911 emergency services.	basic-1
CPFXS	(YES) NO	Customer-defined Prefixes option. When constructing the Calling or Connected Line Identification, the prefixes are retrieved from the Customer Data Block via the PFX1 and PFX2 prompts in LD 15, as is currently done. When constructing the Calling or Connected Line Identification, the prefixes are retrieved from the Route Data Block via the HNTN and HLCL prompts in LD 16.	euroisdn-22

Prompt	Response	Comment	Pack/Rel
CPP	(NO) YES	<p>Calling Party Privacy/Calling Party Privacy Override Flag provisioned for this route</p> <p>A response of YES indicates that the CPP feature is recognized in this trunk route. CPP is prompted only if:</p> <p>CPP package 301 is equipped</p> <p>trunk is either OGT or IAO</p> <p>non-ISDN option</p> <p>trunk route type = COT, DID, FEX or WAT</p>	cpp-24
CRID	(NO) YES	<p>Allow or deny CDR record for SIP to include correlation ID.</p> <p>Prompted when VTRK = YES and PCID = SIP and CDR is turned on for this route.</p>	sip-4.00
CTOC		CIS Toll Outpulsing Criteria	cis-24
	(DTDO)	Dial Tone Detection only	
	AADT	Automatic Number Identification And Dial Tone Connection	
	ANIO	Automatic Number Identification Only	
	AODT	Automatic Number Identification Or Dial Tone Connection	
CTON		Calling Party Number	basic-25.4
	(NCHG)	Call type not changed.	
	UKWN	Unknown call type.	
	INTL	International call type.	
	NATL	National call type.	
	LOCL	Subscriber call type.	

Prompt	Response	Comment	Pack/Rel
CTYP		Call Type for outgoing direct dialed TIE route	pra-15
	(UKWN)	Unknown Call type	
	CDP	Coordinated Dialing Plan	
	INTL	International number	
	LOC	Location code	
	NPA	National number	
	NXX	Subscriber number	
	SPN	Special Number for other than international number format	
		The CTYP is used by the receiving switch so that it can associate a call with a call type and perform ESN access code insertion. This option only applies to direct dialing using trunk access codes. NARS and BARS dialing do not apply here.	
		If you intend to respond YES to prompt ISAR, use the default <CR> for this prompt. If ISAR = YES, then CTYP prints UNWN and does not permit you to enter a response.	
CUST	xx	Customer number associated with this route as defined in LD 15	basic-1
DAPC	(NO) YES	Display of Access Prefix on CLID	isdn-24
DCD		Data Carrier Detect	
	(ON)	Data Carrier Detect lead follows state of lead on device to which it is connected.	
	OFF	Data Carrier Detect lead forced active. Prompted if TKTP = R232 or MCU.	
DCDR	(NO) YES	Include DNIS number in CDR records This prompt appears for ISDN routes to support Network ACD.	dnis-19

Prompt	Response	Comment	Pack/Rel
DCH	0-159	D-channel number	isdn-16
DCHI	1-15	DCHI Port Number. Prompted when MODE = ISLD. DCHI Port number must be defined in LD 17	pra-12
DCNO	(0)-254	Day IDC tree number	idc-12
DCTI	(0)-511	Time, in seconds, that an extension is allowed to ring or be On-Hold or Call Park before the trunk is disconnected. Respond with a value equal to the number of seconds a set is to ring after recall, plus the value of the Call Park Recall Timer. The Call Park Recall Timer is defined in LD 50 in response to the CPTM prompt. Default or <CR> means that the condition goes on indefinitely. The value stored - which is the closest lower multiple of four - is echoed back upon entry.	
DDLY	(NO) YES	DNIS Interdigit Delay A fixed interdigit delay of 4 seconds is assigned to all digits until NDGT is reached. A fixed interdigit delay of 12 seconds is assigned to the first three digits, and a delay of 4 seconds is assigned to all subsequent digits.	dnis-26
DDMI	(0)-127 (0)-255	Digit Manipulation Index Basic Alternate Route Selection Network Alternate Route Selection Prompted with either Basic Alternate Route Selection (BARS) package 57 or Network Alternate Route Selection (NARS) package 58.	nars-5

Prompt	Response	Comment	Pack/Rel
DDO	(NO) YES	Delay Digits Outpulsing for DOD and CO trunks Prompted with International Supplementary Features (SUPP) package 131 and ICOG = OGT or IAO.	supp-15
DEM		Data Equipment Mode. Prompted if TKTP = R232	basic-18
	(DCE)	Data Carrier Equipment	
	DTE	Data Terminal Equipment	
DES	x...x	Designator field for trunk groups of 0-16 alphanumeric characters including spaces separating inputs. (this is an optional entry)	basic-22
DEXT		Display External dialed digits.	icd-12
	(NO)	Do not display original digits	
	YES	Display original digits pre converted	
		Prompted if AUTO = NO, DNIS = NO and IDC = YES.	
DGTP		Digital Trunk Type for route. ISL routes that use Phantom Trunk TNs must be configured as DTI2 routes.	pra-14
	BRI	Basic Rate Interface (Allowed if TKTP = TIE, COT or DID and BRIP = NO)	
	DTI	1.5 Mb/s DTI (If BRIP = NO, then default is DTI)	
	DTI2	2.0 Mb/s DTI	
	JDMI	Japan Digital Multiplex Interface. This response is allowed if either 2 Mbit Digital Trunk Interface package 129 or 2 Mbit Primary Rate Interface package 154 is equipped.	
	PRI	ISDN 23B + D (If BRIP = YES, then default is PRI)	
	PRI2	ISDN 30B + D	
		Note: Valid responses for this prompt are PRI/ PRI2 if M911P prompt is set YES.	basic-5.00

Prompt	Response	Comment	Pack/Rel
DIDD	(0)-15	Number of leading digits ignored for DID call during Overlap Receiving	brit-18
DIG#	1-(4)-9	Number of Digits	mfc-9
DIGS	4-(5)	Number of Digits	mfc-9
DLTN	(NO) YES	Dial Tone on originating calls Provide dial tone to the far end when the trunk has been accessed from the far end.	basic-1
DMOD	1-127	Default Model number for this route (Small Systems, CS 1000S, MG 1000B, and MG 1000T)	basic-16
DNAM	(NO) YES	Display IDC name Prompted with Calling Party Name Display (CPND) package 95. Prompted following NDNO if DNIS = YES.	dnis-17
DNIS	(NO) YES	ACD DNIS route Prompted with Automatic Call Distribution Package D (ACDD) package 50, and the RTYP = TIE or DID.	dnis-10
DNSZ	(0)-7	Number of digits expected on DID routes 0 indicates no fixed number	supp-10
DAPC	(NO) YES	Display of Access Prefix on CLID	isdn-24
DPPI	(1167) nnnn	Privacy indicator for a dial-pulse trunk. Any arbitrary digit (0-9) sequence up to 4 digits can be entered. If CPP prompt is changed from NO to YES and <CR> is entered, DPPI defaults to 1167.	cpp-21

Prompt	Response	Comment	Pack/Rel
DPPO	(1182) nnnn	Privacy Override Indicator for a dial pulse trunk. nnnn = any arbitrary digit (0-9) sequence up to 4 digits in length. DPPO is defaulted to 1182 if CPP is changed from NO to YES and <CR> is entered	cpp-23
DRNG		North American Distinctive Ringing for incoming calls	drng-8
		Japan Distinctive Ringing	drng-9
	(NO)	For TIE trunks to provide normal ringing (example, make/ break/ make/ break, 0.25 sec./ 0.25 sec./ 2.25 sec. to incoming calls terminating on stations)	
	YES	For CO trunks to provide distinctive ringing (example, make/break, one second/two seconds to incoming calls terminating on stations). Distinctive Ringing only applies to CAM, COT, DID, FEX, TIE and WAT trunks. These trunks cannot be configured as outgoing only for prompt ICOG.	
DSBL	(0)-100	Percentage of trunks to be disabled if loss or noise reaches the out-of-service limit	atm-7
DSEL		Data Selection	basic-19
	(VOD)	Voice or Data route	
	DTA	Data-only route	
	TDN	Transparent Data Network	
	VCE	Voice-only route	
	3DTA	Data route and 3.1 kHz	
	3VCE	Voice route and 3.1 kHz	
	7VOD	Route supports voice or data calls and the telephony 7 khz/Video telephony teleservices	euro-24
	7DTA	Route supports data calls and the telephony 7 khz/Video telephony teleservices Prompted if DGTP = DTI, DTI2 or JDMI.	

Prompt	Response	Comment	Pack/Rel
DSPD	(NO) YES	Real Time Advice Of Charge Display. Do not display charge information during call Display charge information during call DSPD applies to Aries sets (M2006, M2008, M2016, M2216, and M2616) on a per route basis. To activate this feature, the prompt MR must be set to either DURC or ENDC.	isdn-22
DSPT	0-(10)-60	Charge Display Timer in seconds DSPT determines how long charge information is display at the end of the call.	isdn-22
DTD	(NO) YES	Dial Tone Detection	dtd-10
DTDF	x y	Dial Tone Detector Fail threshold. Where: <ul style="list-style-type: none"> x = increment threshold = 1-(2)-15 y = decrement threshold = 1-(2)-15 	dtd-10
DTOC	(NO) YES	Direct Toll Connection	
DTOS	(NO) YES	Dial Tone on Outgoing Seizure. Prompted if SIGL = DAS.	dass2-16
DTPI	(*67) nnnn	Privacy indicator for a digitone trunk Any arbitrary digit (0-9) sequence up to 4 digits can be specified. Only the first digit can be an asterisk (*). If CPP prompt is changed from NO to YES and <CR> is entered, DTPI defaults to *67.	cpp-21

Prompt	Response	Comment	Pack/Rel
DTPO	(*82) nnnn	Privacy Override indicator for a digitone trunk. nnnn = Any arbitrary digit (0-9) sequence up to 4 digits in length. The Asterisk (*) can only be entered as the first digit. DTPO is defaulted to *82 if CPP is changed from NO to YES and <CR> is entered	cpp-23
DTR	(OFF) ON	Data Terminal Ready. Prompted if TKTP = R232 or MCU. DTR lead follows state of the lead on the device to which it is connected DTR lead always forced active	basic-18
DTRK	(NO) YES	Digital Trunk Route. Prompted with PBX Interface for: <ul style="list-style-type: none">• DTI/CPI (PBXI) pkg 75• 2 Mbit Digital Trunk Interface (DTI2) pkg 129• Japan Digital Multiplex Interface (JDMI) pkg 136• ISDN Primary Rate Access (PRA) pkg 146, or• 2 Mbit Primary Rate Interface (PRI2) pkg 154 Note: if M911P is set to YES, DTRK is set to YES by default and is not configurable.	dti-5 basic-5.00
DUP	(FULL) HALF	Duplex for data port. Full duplex Half duplex Prompted if TKTP = MCU.	basic-18
EMGY	(NO) YES	Emergency Route	basic-24
EML	0-15	Expected Measured Loss (in dB)	atm-7

Prompt	Response	Comment	Pack/Rel
EOS	(NO)	No End-of-Selection signal on DID routes	supp-10
	YES	End-of-Selection signal is enabled	
	BSY	EOS and busy signals are enabled	
EQAR	(NO) YES	Enable Equal Access Restrictions Prompted when TKTP = CO, FEX, WAT, or ISA, and ICOG = OGT, or IAO.	eqa-17
ESN	(NO) YES	Electronic Switched Network pad control for NT8D15 XEM card.	xpe-15
		This only applies to trunk routes whose members may use 4-wire E&M or DX signaling on an Electronic Switched Network. This prompt is the replacement for the ESN switch setting on the QPC237 circuit card.	
		When YES is selected, a 1 dB improvement in loss levels is provided on trunk to trunk calls using the NT8D15 units.	
		Prompted with Network Alternate Route Selection (NARS) package 58 and Meridian 1 Extended Peripheral Equipment (XPE) package 203.	
FACN	(0) - 99999	Tie or FX facility number.	cbc_pkg-23
FACY		Facility indicator for Private or TIE connection.	isa-17
	(NO)	Tie connection in the NSF IE	
	YES	Private connection in the NSF IE	
		Trunk routes to a DMS-250 automatically have FACY set to YES. All others default to NO. FACY is prompted when TKTP = TIE, ISAR = YES, and IFC = D100, D250 or S100.	
FALT	(NO) YES	Recognition of DTI2 ABCD FALT signal for ISL Prompted for DTI2 ISL routes.	pedm-18

Prompt	Response	Comment	Pack/Rel
FEDC		Far End Disconnect Control	basic-1
		This entry should correspond to the type of disconnect control used by the far end apparatus of this trunk route. Loop start trunks can be assigned either ORG or ETH.	
	(ORG)	Originating end control	
		The apparatus recognizes conditions on the near end only for calls originated by the Meridian SL-1. This does not allow trunk to trunk connections.	
	ETH	Either end control	
		Conditions at the near end are recognized for both incoming and outgoing calls. This allows trunk to trunk connections subject to normal access restrictions. (e.g., TGAR)	
		Note: If SUPP (131) package is disabled, then outgoing trunk to trunk transfer is allowed only when the response for FEDC and NEDC is ETH.	
	FEC	Far end control	
		FEC allows trunk to trunk connections. FEC involves the following sequences for disconnect at the near end:	
		When the near end goes on-hook first, the DSI (half disconnect) timer starts. If the far end of the trunk goes on-hook before the DSI timer runs out, then the trunk is idled immediately and the DSI timer is cancelled. If the DSI timer expires, the trunk is locked out until an on-hook is received from the far-end, at which time the SL-1 idles the trunk.	
	JNT	Joint control	
		JNT disallows trunk to trunk connections.	
FGNO	(0)-127	Feature Group D block number	fgd-17

Prompt	Response	Comment	Pack/Rel
FORM	M1A	Format 1 for CAMA trunk signaling	cama-1
	M2B	Format 2 for CAMA trunk signaling	
	M3C	Format 3 for CAMA trunk signaling	
FRIN		Forward Release Indefinitely	pedm-18
	(NO)	Forward Release is not resent.	
	YES	Forward Release is resent every time the Disconnect Supervision timer expires and the Disconnect Supervision timer is restarted. Prompted if DTRK = YES and DGTP = DTI2.	
FRL	0-7 0-254	Facility Restriction Level (FRL) and New Flexible Code Restriction (NFCR) tree number for this route	basic-1
FRRC	0-(4)-15	Forward Release Repetition Count	pedm-18
		This represent the number of times a Forward Release signal is resent before an error message is printed, if an acknowledgment is expected but not received.	
		The length of time the software waits for acknowledgment before re-sending the signal is given by the Disconnect Supervision timer. Prompted if FRIN = YES.	
FRRD	128-(384)-1920	Forward Release Repetition Delay in milliseconds	pedm-18
		This is the delay between sending the seize message and the Forward Release. The accuracy of this timer is governed by the accuracy of the 128 millisecond timing queue.	
		Prompted if FRIN = YES and FRRS = YES.	

Prompt	Response	Comment	Pack/Rel
FRRS	(NO) YES	Forward Release Repetition Seize Do not re-seize the trunk before re-sending the Forward Release. Re-seize the trunk before re-sending the Forward Release. Prompted if FRIN = YES.	pedm-18
GCR	(NO) YES	General Carrier Restriction to restrict Equal Access calls.	eqa-19
GRD	(PLAY) IDLE	Ground Start Arrangement RAN machine send ground signal when playing. RAN machine send ground signal when idle.	ranbrd-23 ran-23
HDLC	(NO) YES	High level Data Link Control Prompted if TKTP = MCU and V25 = YES.	basic-18
HLCL	0-9999	Home Location Number This number is similar to PFX2 number prompted in LD 15. It is added to this overlay so that this prefix can be configured on a route basis as required in some countries (e.g., Italy). As is the case with PFX2, the HLCL prefix can be from one-to-four digits long. This prompt is displayed only if CPFXS = NO. If only a <CR> is entered, this prompt keeps its previous configuration. If no value was configured previously, no value is configured. Enter X to delete the digits.	euroids-22

Prompt	Response	Comment	Pack/Rel
HNTN	0-9999	<p>Home National Number</p> <p>This number is similar to the PFX1 number prompted in LD 15. It is added to this overlay so that this prefix can be configured on a route basis as required in some countries (e.g., Italy).</p> <p>As is the case with PFX1, the HNTN prefix can be from one-to-four digits long. This prompt is displayed only if CPFXS = NO.</p> <p>If only a <CR> is entered, this prompt keeps its previous configuration. If no value was configured previously, no value is configured.</p> <p>Enter X to delete the digits.</p>	euroids-22
HOLD	ic dc ht	<p>Hold failure threshold. Where:</p> <ul style="list-style-type: none"> • ic = increment counter = 1-(2)-31 • dc = decrement count = 1-(2)-31 • ht = minimum hold time = 1-(40)-127 seconds <p>The failure to hold applies to trunks which are not properly seized but disconnected sooner than the minimum hold or ht.</p> <p>See prompt ILLR for a description of increment count (ic) and decrement count (dc) values. The default for AID trunks is 2 1 40.</p>	basic-1
HOUR	0-23	<p>Hour to start Automatic Trunk Maintenance test</p> <p>The system outputs xx:15 indicating the test start times are performed 15 minutes after the hour to avoid interactions with traffic reports.</p>	atm-7
IABS	(0)-3	<p>Number of Incoming digits to be Absorbed</p> <p>For CCSA trunks only.</p>	ccsa-1

Prompt	Response	Comment	Pack/Rel
IANI	(NO) YES	In-band Automatic Number Identification route ISDN must be (NO) for this feature to be enabled. Prompted if AUTO = YES.	ani-15
ICDN	xxxx xxx xxxx (NO)	CLID DN for incoming route (1-7 digits) and CLID entry (0-125) for trunk DN CLID DN for incoming route (1-7 digits) and CLID is not generated for trunk DN ICDN is prompted if ICIS = NO or if the trunk route is not ISDN.	mfc/isdn-22
ICIS	(YES) NO	Incoming Identifier Send Use CLID/CNI from incoming ISDN/R2MFC trunk Do not use CLID/CNI from incoming ISDN/R2MFC trunk ICIS is prompted for incoming routes when ISDN = YES or if the table type of MFCI = R2MF.	mfc/ isdn-22
ICNP	(UKWN) PRV PUB	Incoming Numbering Plan Unknown Private Public ICNP is prompted if table type of MFCI = R2MF and ICIS = YES. ICNP is prompted only if the CLID entry for ICDN = 0-125.	mfc-22
ICNT		Incoming Numbering Type	mfc-22

Prompt	Response	Comment	Pack/Rel
	(UKWN)	Unknown	
	INTL	International	
	NTN	National	
	LCL	Local	
	LOC	Location	
	CDP	Coordinated Dialing Plan	
	SPN	Special number	
		ICNT is prompted if table type of MFCI = R2MF and ICIS = YES. ICNT is prompted if CLID entry for ICDN = 0-125.	
ICOG		Incoming and/or Outgoing trunk	basic-1
	IAO	Incoming and Outgoing	
	ICT	Incoming only Trunk	
	OGT	Outgoing only Trunk	
ICPS		Incoming Presentation Status	mfc-22
	(YES)	Provide Trunk DN	
	NO	Do not provide Trunk DN	
		ICPS is prompted if table type of MFCI = R2MF and ICIS = YES. ICPS is prompted if the CLID entry for ICDN = 0-125.	
ID	(0)-9	Identification digit for CAMA trunk routes	cama-1
IDC	(NO) YES	Incoming DID Digit Conversion on this route	idc-12
IDEF		Internal/external definition	basic-22

Prompt	Response	Comment	Pack/Rel
	(NET)	Use network information to define a call as internal or external. Calls over the selected route receive a network treatment as defined by available network information.	
	LOC	Use local data to define a call as internal or external. Internal calls receive an internal treatment if RCLS = INT. External calls receive an external treatment if RCLS = EXT. IDEF is prompted in LD 16 if IDEF = YES in LD 15.	
IDOP	(NO) YES	Identify Originating Party Call Detail Recording for Internal calls to identify forwarding station originating party. Prompted when CFWR = NO	supp-10
IDTB	0-7	ID table index to be used by this Meridian 911 route	m911-19
CPUB	(OFF) ON LDN	Conversion to public number feature. No conversion; CLID remains in private number format. Send the NPA and NXX associated with LOC (in LD 90) or DSC (in LD 87). Send the LDN of this node. Valid Input: (OFF), ON, LDN Default: OFF	
IEC	001-999	Inter-Exchange Carrier ID. Precede with X to remove entry. If no value is entered "???" is printed in the route data block. Prompted when TKTP = COT, FEX or WAT.	pra-12

Prompt	Response	Comment	Pack/Rel
	(0) - xxx	This value is used for information purposes only.	
	(0) - xxxxx	Inter-Exchange carrier providing the service. Prompted if IFC = NI2 and SRVC is 0 - 16, 18, 21 - 31.	
IFC		Interface type for this PRI route. The IFC of an ISA route and its service route must match.	pra-12
	(SL1)	Meridian SL-1 Note: If M911P is set to YES, IFC is set to SL1 by default and i3001s not configurable.	basic-5.00
	1TR6	1 TR 6 for Germany	
	APAC	Asia-Pacific ISDN interface for Australian BRI UIPE PRI, China, Hong Kong, Indonesia, Japan BRI UIPE PRI, Malaysia, Singapore & Thailand.	
	AXEA	Ericsson AXE-10 for Australia	
	AXES	Ericsson AXE-10 for Sweden	
	D70	Interface to Japan D70	
	D100	Meridian DMS-100	
	D250	Interface to Meridian DMS-250	
	E403	EuroISDN interface for ETS 300 403	euro-24
	EGF4	Q Reference Signalling Point interface	qsig gf-24

Prompt	Response	Comment	Pack/Rel
	ESIG	ETSI Q reference signalling point (QSIG) Interface ID.	
	ESGF	ESIG interface with GF platform. ESGF can be entered if QSIG and QSIG GF packages are both equipped. If the Digital Route Type is BRI, then the associated DSLs must be removed before changing the interface type to ESGF.	
	ESS4	Interface to AT&T ESS#4	
	ESS5	Interface to AT&T ESS#5	
	EURO	EuroISDN interface	
	ISGF	ISIG interface with GF platform. ISGF can be entered if QSIG and QSIG GF packages are both equipped. If the Digital Route Type is BRI, then the associated DSLs must be removed before changing the interface type to ISGF.	
	ISIG	ISO Q reference signalling point (QSIG) Interface ID	
	JTTC	JAPAN TTC DCH interface ID	jttc- 23
	NI2	NI-2 TR-1268 interface type	
	NUME	Numeris for France	
	S100	Meridian SL-100	
	SS12	SYS-12 for Norway	
	SWIS	SwissNet for PRI2 (SN2)	
	TCNZ	Telecom New Zealand (NEAX-61)	

Prompt	Response	Comment	Pack/Rel
IHT	2-(30)-62	<p>Outgoing Calling Party Control call disconnect after the far end disconnects.</p> <p>Number of seconds in increments of two after which an incoming Calling Party Control call disconnects after the far end disconnects.</p>	opcb-14
ILLR	ic dc	<p>Illegal Ring threshold. Where:</p> <ul style="list-style-type: none"> ic = increment count = 0-(2)-15 dc = decrement count = 0-(2)-15 <p>ILLR specifies illegal ringing on a seized trunk. ILLR is only prompted for COT, FEX and WAT trunks.</p> <p>The increment count (ic) and decrement count (dc) control the rate at which detected failures exceed the trunk error threshold. A counter (initially set to zero) records trunk successes and failures. The counter is incremented by the IC value each time a failure is detected, and by the DC value when a valid trunk condition is detected.</p> <p>When the counter value exceeds the trunk threshold value (30), the overflow indicator is set, and a TRKxxx message displays. A high IC value increases the counter more rapidly than a low IC value, thus causing the counter to exceed the threshold with fewer detected failures.</p> <p>The threshold counter only preserves positive values. If the counter contains a negative value, it automatically resets to zero. The next detected failure immediately increases the counter toward the threshold value, enabling quicker trunk failure detection.</p> <p>ic dc = threshold percentage</p>	basic-1

Prompt	Response	Comment	Pack/Rel
		<ul style="list-style-type: none"> • 41 = 20% • 21 = 33% • 32 = 40% • 22 = 50% • 24 = 67% • 13 = 75% • 14 = 80% • 17 = 88% <p>The RSET command in LD 36 resets the threshold counters to zero.</p>	
IMBI	(NO) YES	<p>Immediate Break-In</p> <p>Line signal is required before Break-In.</p> <p>Prompted when MFC = R2MF, MFCI = a valid MFC table.</p>	opcb-14
IMCB	(NO) YES	<p>Immediate Call Back</p> <p>Desired party is re-rung if IMCB = YES.</p> <p>Prompted when MFC = R2MF, MFCI = a valid MFC table.</p>	opcb-14
INAC	(NO) YES	<p>Insert ESN Access Code to incoming private network call</p> <p>INAC permits an ESN access code to be automatically added to an incoming ESN call from a private network.</p> <p>If INAC = YES, then digit insertion (INST) for NARS or BARS calls is bypassed and Access Code 1 (AC1) is used for all call types. However, calls can be specifically defined to use Access Code 2 (AC2) in LD 15 at the AC2 prompt.</p> <p>INAC is prompted when the route type is either a TIE trunk or an IDA trunk with DPNSS1 signaling.</p>	pra-21

Prompt	Response	Comment	Pack/Rel
INC	(NO) YES	CDR records generated on incoming calls	cdr-1
INC_T306	0-(2)-T306	Incoming T306 timer value T306 is the variable timer for received DISCONNECT messages on incoming calls. This T306 allows in-band tones sent by the network to be heard. This timer is stored in 2 second increments. Listed below are region-specific T306 values: <u>APAC region T306 max value (in seconds)</u> Australia 60 China 30 Hong Kong 30 Indonesia 30 Japan 30 Malaysia 30 New Zealand 30 Singapore 30 Thailand 30	bri-20
INDMF	(NO)	Indian R2MFC Operations Disabled.	mfc- 23
	YES	Indian R2MFC Operations Enabled.	
INST		Insert. Not prompted when DNIS = YES.	basic-1
	0-99999999	Digits to be inserted before leading digit	
	<CR>	No digits are entered	
	X	Precede with X to remove entry	
INT		Interworking	basic-18
	(OFF)	Far end data unit is not a DMS-100 or SL-100 Data Unit	
	ON	Far end data unit is a DMS-100 or SL-100 Data Unit	
		Prompted if TKTP = MCU.	

Prompt	Response	Comment	Pack/Rel
INTC	(NO)	Do not intercept voice calls which call data sets to an attendant	euroisdn-22
	YES	Intercept voice calls which call data sets to an attendant	
IPUB	0-511	Incoming Public Network call service route.	cbc_pkg-23
ISAR	(NO)	Integrated Service Access Route denied	pra-12
	YES	Integrated Service Access Route allowed This prompt indicates whether this route is to be used as a service or reference route for the Integrated Service Access or ISA feature. ISAR can only be YES when there are no trunk assignments in LD 14.	
ISDN	(NO) YES	Integrated Services Digital Network	pra-12
		Defaults to YES when DGTP = PRI or PRI2 and REQ = NEW. Prompted for BRI routes when REQ = CHG. Prompted when ISDN = YES in LD 15 and with ISDN package 145. Select YES to allow MLPP over N1-1 PRI trunks	atvn-25.47
ITDN	xxxx	Intercept DN (up to 8 digits) The DN, to which incoming calls which failed to provide ANI, are transferred.	cist-24
ITOL	(DENY)	Deny International toll calls (example, 011+calls)	eqa-17
	ALLOW	Allow International toll calls	
JDGT	1-(4)	Japan central office Digits	xutj-16
		This indicates the number of address digits sent from the CO to the Meridian 1. If the number of digits is not known, set the parameter to (4).	
LAST		CDR record printing content option for redirected calls.	cdr-1

Prompt	Response	Comment	Pack/Rel
	(NO)	The Terminating ID field in the CDR record contains the record before the last party.	
	YES	The Terminating ID field in the CDR record contains the last party.	
LCNO	0-255	Line identities Conversion tree Number Enter tree number for DCNO tree in LD 49, to be used for converting Line Identities. Prompted if LID = 2.	class2-16
LEC	0 - 9999999	Local Exchange Code LEC is used for building ANI messages. LEC is prompted if: 1. Commonwealth of Independent States (CIST) package 221 is equipped 2. ICOG = OGT 3. TKTP = COT (for analog trunks, TKTP must = DID) 4. DGTP = DT12 Allowed from 0 up to the ANSZ length. Prompted for outgoing CIS route. Used for building ANI message if ANIC is NO or if ANIC=YES but the ANI entry associated with the originator of the call is not configured.	cist-21
LGTH	4-(60)- 7200	Maximum message length in seconds. For fault detection purpose. Applicable to MPUL, MLVL & MCON RAN machine types.	ranbrd- 23 ran- 23
LID	(0)-2	Line Identities option. Where: • 0 = do not send ISDN Line Identities • 1 = send ISDN Line Identities • 2 = convert and send ISDN Line Identities Prompted with Integrated Digital Access (IDA) package 122 and SIGL = DAS	class2-16

Prompt	Response	Comment	Pack/Rel
LMNL	0-15	Loss deviation Maintenance Limit (in dB)	atm-7
LOCD	(6) 7	Number of digits used in a local call by the far end Central Office	mfc-9
LOUT	0-15	Loss Out-of-Service deviation limit (in dB)	atm-7
MANO	(NO) YES	Manual Outgoing trunk route Define the manual DN in LD 14 at prompt MNDN.	basic-1
MAX	1-510	Maximum number of channels allowed on the ISA route, service dependent. The value entered is the maximum number of trunks limited by this service route. This value must match the one assigned at the CO. For example, if MAX = 8 for Tie routes, no more than 8 channels can be used simultaneously for Tie calls. Prompted when: <ol style="list-style-type: none"> 1. ISAR = YES and IFC = ESS4, or 2. NSF = YES and IFC = SL-1 or D100 for the selected ISA route defined by response to RTN prompt. 	isa-12
MBGA	(NO) YES	MBG Interface on the D-channel Prompted if Network Tenant Service feature active.	brit-18
MBXR	(NO) YES	Mobile Extension route. Where: <ul style="list-style-type: none"> • YES = route is mobile extension • NO = route is not mobile extension 	mobx-5.50
MCCD	0- 8	The call trace request string can be 0-8 digits in length. Valid digits are 0-9, *, #.	emct-20
MCDT	(0)-4	Digit string delay time is in seconds. Granularity is 1 second.	emct-20

Prompt	Response	Comment	Pack/Rel
MCTM	(0)- 30	Malicious Call Trace request timer id (in seconds) This is the disconnection delay which is used when the far end goes on hook. Granularity is 1 second. Prompted if interface type for the D-channel is AXE-10 Australia.	mct-10
MCTS	(NO) YES	Malicious Call Trace Signal	emct-20
MDMP	(NO) YES	Modem Data Module Pair ADM only route Modem Data Module Pair route	adm-5
MDTD	1-(5)-31	Minimum Dial Tone Detection delay	dtd-10
MFC	(NO) YES CMFS MFE MFK5 MFK6	Multifrequency Compelled (MFC) Signaling No MFC Signaling Multifrequency Compelled or MFC Signaling CIS MFS route. This response is allowed only if both the CIST and CSMFS packages are equipped and only for the outgoing CO DTI2 routes and for the incoming DID DTI2 routes. Multifrequency Compelled Signaling for Socotel 2/5 Spanish KD3 MF Signaling 2/6 Spanish KD3 MF Signaling	mfc-9 cismfs-23 mfe-10 kd3-20 kd3-20
MFCI	1-127	MFC Incoming table number Where 0 = Remove outgoing table	mfc-9
MFCO	1-127	MFC Outgoing table number Where 0 = Remove outgoing table	mfc-9
MFEA	(YES) NO	Access code signals are used in the signaling	mfe-10
MFED	0-(1)-9	First digit of special service call Precede with X to remove.	mfe-10

Prompt	Response	Comment	Pack/Rel
MFEI	(0)-127	MFE table number for Incoming calls Where 0 = Remove incoming table	mfe-10
MFEO	(0)-127	MFE table number for Outgoing calls Where 0 = Remove outgoing table	mfe-10
MFKI	1- 127	MFK table number for Incoming calls	kd3-20
MFKO	1- 127	MFK table number for Outgoing calls	kd3-20
MFSS	(B1) B2 B3	Specifies the first MFS digit request backward signal used by the incoming CDT12-MFS trunk for the requesting the next digit from the outgoing CIS CO party. The MFSS is prompted only if the MFC is set to CMFS only for incoming routes.	cismfs-23
MIN	0-510	Minimum number of channels allowed on the ISA route, service dependent For example, if MIN = 2 for Tie routes, at least two channels is available for Tie calls. Prompted when: <ul style="list-style-type: none"> • ISAR = YES and IFC = ESS4 • NSF = YES and IFC = SL1 or D100 for the selected ISA route defined by response to RTN prompt. 	isa-12
MOD	(NO) YES	Network Mode for synchronous operation Modem Mode for synchronous operation Prompted if TKTP = MCU and TRAN = SYN.	basic-18
MODE	APN	Mode of operation Analog Private Network APN is allowed only with Integrated Services Digital Network Signaling Link (ISL) package 147 and Digital Private Signaling System 1 (DPNSS) package 123.	pra-12

Prompt	Response	Comment	Pack/Rel
	ISLD	Route uses ISDN Signaling Link (ISL) ISLD is allowed only if ISDN = YES, and the Integrated Services Digital Network Signaling Link (ISL) package 147 is equipped. ISLD is allowed only on ISA and TIE trunks.	
	PRA	ISDN/PRA route, DTRK must be YES PRA allowed only if ISDN = YES. Note: Valid response for this prompt is PRA if M911P prompt is set to YES and VTRK is set to NO.	basic-5.00
	<CR>	Default is NULL for service/reference routes If you enter YES to prompt ISAR, then use the default <CR> for this prompt. If ISAR is YES, then MODE prints NULL and does not allow a response.	
MON	(NO) YES	Monitoring for route	basic-12
MQC_FEAT		MCDN QSIG Feature type Prompted if RECAP = MQC	meet-24
	NAS	Precede MQC Feature type with X to remove MCDN NAS functionalities are supported over QSIG	
	NACD	MCDN NACD functionalities are supported over QSIG	
	NMS	MCDN NMS - MC functionalities are supported over QSIG	
MR		Message Registration	mr-10
	(NO)	If a 1TR6 trunk route is created where TKTP = COT or DID, MR is automatic and is not prompted. However, if TKTP = TIE, then MR is not applicable to the route and is not prompted. The route is not metered. If MR is set to NO, the trunk should have a Polarity Insensitive Class of Service in LD 14. (CLS = PIP)	

Prompt	Response	Comment	Pack/Rel
	DURC	The AOC information is decoded during and at the end of the call. IFC must be set to NUME or SWIS.	
	ENDC	The AOC information is decoded at the end of the call	
	PPM	Buffered PPM signals to be counted on this route	
	RVB	Reverse Battery signal from PSTN for CO interrupted as supervisory signal and used as MR on this route.	
	STAC	Activation of the AOC-S sub-service	
	XLD	M & MM Lead non-buffered is used. The only metering type allowed for TKTP = IDA and SIGL = DAS. MR is not prompted for Danish and Swedish EuroISDN interfaces as AOC is not supported for those countries.	
MRT	0-511	Music Route number Route 31 can be configured an exclusively private route in LD 16.	mus-1 ranbrd-23
		MRT defines the Music Route number for Recorded Announcement queueing.	ran-23 mus-23
MTND	(NO) YES	Malicious Call Trace Tandem Disconnect delay for AXE10 interface If set to YES the disconnect operation is delayed at the node closest to the CO for up to MCTM time when the call is a tandem call.	emct-20
MULT		Multiplier for Charge Information	isdn-22

Prompt	Response	Comment	Pack/Rel
	(NO)	Do not change calculation of charge information.	
	YES	Provide the exact cost of charge information if the RURC exponent is configured to the value of the multiplier. The response to MULT is YES when the Central Office sends charge information in one hundredth of currency and the currency multiplier is less than 1. The multiplier exponent can be equal to the RURC exponent. This is only used with functional protocol.	
MUS	(NO) YES	Music on Hold	mus-1
MWRT	0 - (2) - 15	Message Waiting Retry Timer. This prompt is only printed if the RCAP is set to either QMWI or QMWO. The value entered is the number of re-tries to be effected after a SETUP timeout.	qsig-ss-25.4
MWTO	(15) - 30	Message Waiting Time-out timer in seconds. This prompt is only printed if the RCAP is set to either QMWI or QMWO. The value entered is the duration of a timer started when a SETUP message is sent to set up a connection-oriented, call-independent connection for MWI transport. The timer is stopped on receipt of a CALL PROCEEDING message.	qsig-ss-25.4
MXTI	0-(5)-15	Maximum Time to wait for the far end to connect to test line (in seconds)	atm-7
M911_ABAN		Meridian 911 Call Abandon	m911-21
	(NO)	Abandoned call treatment is not used on this route	
	YES	Abandoned call treatment is used on this route	

Prompt	Response	Comment	Pack/Rel
M911_ANI	(NO) YES	Receive ANI for Meridian 911 routes. The M911_ANI prompt acts as a gate opener for Meridian 911 prompts and always set to YES. Prompted with Meridian 911 (M911) package 224 and TKTP = DID.	m911-19
M911_FORM		Automatic Number Identification Format	m911-25
	(1)	1 = NPD (1 digit) +7-digit ANI	
	2	2 = II (2 digits) +10/20-digit ANI	
M911_TONE		Meridian 911 Tone	m911-21
	(YES)	Tone given on answer	
	NO	Silence given on answer	
M911_TRK_TY PE		Meridian 911 ANI trunk types	m911-19
	(T911T)	E911 tandem connections	
	911E	End office connection	
NACC		Network access control	pagenet-22
	(PGNR)	Paging route is PAGENET restricted	
	PGNC	Paging route is PAGENET controlled	
	PGNU	Paging route is PAGENET uncontrolled	
		NACC is prompted if TKTP = PAG and PAGENET package 307 is equipped.	
NADT	(0)-255	No-Answer Disconnect Timer (in seconds) Only for 2.0 Mb/s DTI trunks.	isdn-10
NASA	(NO) YES	Network Attendant Service Allowed Only prompted if IFC is SL1	nas-20

Prompt	Response	Comment	Pack/Rel
NATL	(YES) NO	North American Toll scheme; a toll call has 0 or 1 as first or second digit. If NXX second digit is "1" set NATL to "NO" and answer "0" "1" to TDG. All toll digits for TDG prompt can be removed by a YES response if REQ = CHG. Repeat LD 16 with a NO response to add toll digits.	cdr-13
NCNA	(YES) NO	Network Calling Name Allowed Prompted if ISDN = Yes	pra-13
NCNI	(0)-7	Request CNI after the defined number of digits are received. If NCNI = 0, CNI request does not depend on the number of digits received. If NCNI is defined to be greater than the number of digits required for routing the call, CNI do not be requested but the call is routed. Prompted when the following occur: <ul style="list-style-type: none"> • Multifrequency Compelled Signaling (MFC) package is equipped • TKTP = DID or TIE • MFC Table = R2MF • MFC signaling table is defined for the route 	dpnss-20
NCOS	(0)-99	Network Class of Service group number. Prompted if TKTP = TIE.	pra-13
NCRD	(NO)YES	Network Call Redirection allowed YES allows Network Call Redirection messages to be sent or blocked if NCRD = (NO). Network Call Redirection can occur without having NCRD = YES. This prompt only controls the sending of Network Call Redirection messages, not the actual redirection of the call.	pra-14

Prompt	Response	Comment	Pack/Rel
		When NCRD = YES, the message supplied provides information for the CLID display. When NCRD = (NO), the call is redirected without the CLID redirection information if CLID is enabled.	
NCTH	(0) - 100	Number of Calls Waiting Threshold.	ranbrd- 23
		Prompted only if BDCT = YES and for Start/Stop RAN machine with STRT = DDL. Default value zero means no threshold applies.	ran- 23
NDGT	1-(4)-7	Number of DNIS Digits expected	dnis-10
	1-(4)-31	Number of DNIS digits required on the route The extension to 31 digits is only available for DID, TIE or IDA routes.	dnis-24
NDIG	(2)-10	Number of Digits in numbering plan at conventional main switch. Prompted if SIGO = STD and CBQ = YES.	casm-1
NDNO	0-254	Night IDC tree number When REQ = NEW default is the DCNO tree defined. Otherwise, there is no default value.	idc-14
NDP		Number of Digits Printed	isdn-15
		NDP affects dialed digits including EES digits with one exception. When both ECDR = YES in LD 15 and OPD = YES in LD 16, NDP affects only the outputted digits; the EES digits <i>are not</i> affected.	
	INC 0-32	Output the first 0-32 digits	
	EXC 0-32	Suppress the last 0-32 digits	
	<CR>	If REQ = NEW, output all digits and suppress none.	

Prompt	Response	Comment	Pack/Rel
NDRI	(0)-4	Network Distinctive Ringing Index (0) = Default/undefined	edrg-16
NEDC		Near End Disconnect Control This entry determines the type of control exercised by the Meridian SL - 1 on trunk disconnections.	basic-1
	(ORG)	Originating end control The far-end on-hook condition is recognized only for incoming calls. Far end conditions are ignored for outgoing calls. ORG is default for TIE, DID and CCSA trunks.	
	ETH	Either end control If the far end goes on-hook for either incoming or outgoing calls, the on-hook condition is recognized and the call is disconnected. ETH is the default for all trunks except TIE, DID and CCSA trunks. Note: If SUPP (131) package is disabled, then outgoing trunk to trunk transfer is allowed only when the response for FEDC and NEDC is ETH.	
NMNL	27-90	Noise Maintenance Limit (in dBm)	atm-7
NMSG	(0)-30	Number of this items Message is repeated	mfc-24
NODE	a...a	Node ID. For CS 1000S system. The Node ID can have a maximum of 4 numeric characters. NODE ID associated with the SS dedicated for 911P trunks.	basic-2
NOUT	27-90	Noise Out-of-Service limit (in dBm)	atm-7
NPA	nnn	Numbering Plan Area	m911-19

Prompt	Response	Comment	Pack/Rel
NPID	0-9	Numbering Plan Digit or Information Digit If <CR> is entered, the NPID table is created.	m911-19
NPID_TBL_NUM	0-7	Meridian 911 route table index The ID table must be created before this prompt can be answered.	m911-19
NRT	0-511	Notification Route number	mfc-24
NSF	(NO) YES	Network Service Facility Prompted when TKTP = ISA and IFC = D100 or SL1. When NSF = YES, the ATB traffic counter is incremented when the MAX value is reached in the service route.	pra-12
NTOF	(YES) NO	Near To Far measurement See prompts REF, TST and PADL.	atm-7
NTOL	(DENY) ALLOW	Deny North American Toll calls (example, 1+ calls) Allow North American Toll calls	eqa-17
OABS	0-9	Actual outgoing toll digits to be ignored for Code Restriction OABS is frequently used with 1+calls. Precede with X to remove.	basic-1
OAL	(NO) YES	CDR on outgoing calls If answer supervision is defined for the trunk, CDR records are generated only on call completion.	cdr-1

Prompt	Response	Comment	Pack/Rel
OAN	(YES) NO	CDR timing starts On Answer supervision of outgoing calls Prompted if OAL or OTL = YES. This prompt only applies to trunks with answer supervision CLS = PSP, or SUPN = YES. With International Supplementary Features (SUPP) package 131, the default is NO. Without SUPP package 131, the default is YES.	
OGDN	xxxx xxx xxxx (NO)	CLID DN for outgoing route (1-7 digits) and CLID entry (0-125) for trunk DN CLID DN for outgoing route (1-7 digits) and CLID is not generated for trunk DN OGDN is prompted if ICIS = NO or if the trunk route is not ISDN.	mfc/isdn-22
OGIS	(YES) NO	Outgoing Identifier Send Use CLID/CNI from incoming ISDN/R2MFC trunk or from the calling set. If OGIS = YES and the incoming trunk is R2MFC, the CNI from the incoming trunk CLID/CNI is used in the CLID. Do not use CLID/CNI from incoming ISDN/R2MFC trunk or from the calling set. OGIS is prompted for outgoing routes when ISDN = YES or if table of MFCI = R2MF.	mfc/isdn-22
OGNP	(UKWN) PRV PUB	Outgoing Numbering Plan Unknown numbering plan Private Public OGNP is prompted only if the CLID entry for OGDN = 0-125.	mfc/isdn-22
OGNT		Outgoing Numbering Type	mfc/isdn-22

Prompt	Response	Comment	Pack/Rel
	(UKWN)	Unknown numbering type	
	CDP	Coordinated dialing plan	
	INTL	International number	
	LCL	Local number	
	LOC	Location number	
	NTN	National number	
	SPN	Special Number	
		OGNT is prompted if CLID entry for OGDN = 0-125.	
OGPS		Outgoing Presentation Status	mfc/isdn-22
	(YES)	Provide Trunk DN	
	NO	Do not provide Trunk DN	
		OGPS is prompted if the CLID entry for OGDN = 0-125.	
OHQ	(NO) YES	Off-Hook Queuing Used in NARS for incoming TIE callers	ohq-1
		.	
OHQT	(0)-63	Off-Hook Queue Threshold BARS/NARS availability test. Compare with current P3 calls.	ohq-1
OHT	0-(30)-126	Off-Hook Timer	opcb-14
		Number of seconds in increments of two after which an outgoing Calling Party Control call disconnects after the far end disconnects.	basic-24
		Prompted when CNTL = YES and OPCB = YES	

Prompt	Response	Comment	Pack/Rel
OHTD	(NO) YES	Off-Hook Timer Delay Masks the far end Off-Hook for up to 384 ms measured from the end of the interdigit pause of the digit send out. Masks the far end Off-Hook for up to 2 seconds.	basic-1
OHTT	0-(30)-62	Toll Off-Hook Timer Number of seconds in increments of two after which a toll outgoing Calling Party Control call disconnects after the far end disconnects. Toll calls are identified by the responses to TDG and SSL. Prompted when CNTL = YES and OPCB = YES.	pemd-18
OPA	(NO) YES	Generates CDR or CDAS record for PPM pulses.	isdn-10
OPCB	(NO) YES	Operator Call Back OPCB features to be assigned to this route. Prompted when: <ul style="list-style-type: none"> • TKTP = DID • NEDC = ETH • FEDC = ETH • CPDC = NO • CNTL = YES • Operator Callback (OPCB) package 126 is equipped. 	opcb-14
OPD	(YES) NO	Outpulsed Digits in CDR Dialed digits in CDR	cdr-12

Prompt	Response	Comment	Pack/Rel
OPDL	(0)-8064	System must be initialized for changes to the OPD settings to take effect. Prompted when OTL = YES, OAL = YES or OAN = YES. Outpulsing Delay, in milliseconds If required for JDMI, OPDL = 3000 milliseconds. Prompted when DGTP = DTI2 or JDMI.	pra-14
OPE	(NO) YES	Change data port or operating parameters Prompted only if TKTP = R232, R422 or MCU.	basic-18
OPP	(NORM) ATT	Operator originated calls receive normal treatment for busy and intercept situations Operator originated calls routed to attendant for busy and intercept situations	mfc-15
OPR	(NO) YES	Outpulsing Route All trunk members for an OPR must have DTN CLS, unless they are on Route 31 or Private Line Routes. When RPA = YES, the default is YES. Prompted with Outpulsing of Asterisk "*" and Octothorpe "#" (OPAO) package 104, and prompted when TKTP = COT, DID, FEX, TIE, or WATS.	opao-10
OTL	(NO) YES	CDR on Outgoing Toll calls If answer supervision is defined for the trunk, CDR records are generated only on call completion. Prompted when OAL = NO and Route = CAMA, CO, DID, FX, or WATS.	cdr-1
OUT_T306	0-(30)-T306		

Prompt	Response	Comment	Pack/Rel
		<p>Outgoing T306 timer value</p> <p>T306 is the variable timer for received DISCONNECT messages on outgoing calls. This T306 allows in-band tones sent by the network to be heard.</p> <p>This timer is stored in 2 second increments. Listed below are region-specific T306 values:</p> <p><u>APAC region T306 max value (in seconds)</u></p> <p>Australia 60 China 30 Hong Kong 30 Indonesia 30 Japan 30 Malaysia 30 New Zealand 30 Singapore 30 Thailand 30</p>	bri-20
OVLR	(NO) YES	Overlap Receiving allowed Not prompted if IFC = Numeris.	ovlp-15
OVLS	(NO) YES	Overlap Sending allowed. This prompt appears for the following APISDN interfaces which support Overlap Sending: AUST, HKNG, SING, TCNZ, THAI. OVLS is not prompted if IFC = Numeris.	ovlp-15
OVLT	(0)-8	Inter-INFO Timer during Overlap Sending. This prompt appears only for APISDN interfaces which support Overlap Receiving: THAI.	ovlp-15
PADL	0-63	Pad factor for loop around (in dB) This is the far end tone level, plus the total pad loss at both ends on two trunks.	atm-7
PADT	0-63	Pad factor for T100 test line (in dB) This is the near end tone level, plus the total pad loss at both ends.	atm-7
PANS	(YES)	Pseudo-Answer can be sent on some types of trunks as soon as end of dialing is detected.	supp-14

Prompt	Response	Comment	Pack/Rel
	NO	Pseudo-Answer is not sent on any type of trunk. SUPN in LD 14 can be YES, or PANS = YES has no meaning.	
PAR	(SPAC)	Data port Parity Space	basic-18
	EVEN	Even	
	MARK	Mark	
	ODD	Odd Prompted if TKTP = R232, R422 or MCU.	
PBDO	(OFF) ON	Port Busy upon DTR Off Prompted if TKTP = R232, DEM = DCE and DTR = OFF.	basic-18
PCID	xxxx	Protocol ID for the route. Where xxxx:	basic-2
		<ul style="list-style-type: none"> • H323 = non-SIP route • SIP = SIP route • SIPL = SIP Line route 	basic-4.00 basic-6.00
PECL	(NO) YES	Periodic Clearing Signal Not supported on XCOT.	supp-14
PGPN	0-15	Protocol Set Group. This entry must be consistent with Protocol Group Number (PGPN) entry in LD 27.	mph-18
Pll	(NO)	Privacy Indicator Ignored Calling Party Privacy Indicator is honored and the existing functionality is maintained.	cpp-23

Prompt	Response	Comment	Pack/Rel
	YES	The Calling Party Privacy Indicator is ignored. When PII is set to YES, the CLID Presentation Indicator field in the Calling Party Number IE is changed from restricted to allowed and the CPND Indicator field in the Display IE is changed from denied to allowed.	
	[CR]	Leave the feature setting as it was prior to the active service change. Note: The PII prompt applies to all ISDN interfaces. <ul style="list-style-type: none"> • <i>Euro ISDN (All variants)</i> • <i>APAC (All variants)</i> • <i>QSIG (ISO and ETSI)</i> • <i>MCDN Enterprise networking variants (including the peer-to-peer variant-SL1 and the enterprise UNI variant- SL100)</i> • <i>H323 and SIP (they use the MCDN peer-to-peer variant-SL1 between the call server and the signaling server)</i> 	cppe-6.0
PLEV	0-(2)-7	Priority Level Priority Level 2 sets can override sets of Level 1 and 2, and can be overridden by sets of Level 2-7. Prompted with Priority Override/Forced Camp-On (POVR) package 186 or Enhanced DPNSS1 Services (DPNSS_ES) package 288.	povr-20
PNDL	2-(6)-10	Process Notification Delay Timer in seconds	mfc-24

Prompt	Response	Comment	Pack/Rel
PNI	(0)-32700	Private Network Identifier Each customer data block must have a unique PNI when equipped with the multi-customer option. PNI = 1 is typical for customer 0. It must match the PNI in the far end CDB to support such features as NRAG, NACD and NMS. The PNI in the RDB functions as a logical customer number for routing outgoing non-call-associated Transaction Capability Application Part or TCAP facility messages to the appropriate ESN translations within the far end PBX. Using the default value of PNI = 0 prevents operation of features such as NRAG, NACD and NMS. Note: Requires package 148 (NTWK)	pra-12
PNNC	(NO) YES	Process Notification Networked Calls	mfc-24
PNPS	(0)-30	Interval between messages (2 seconds increments)	mfc-24
POST	DIS	RAN Post announcement treatment Disconnect after maximum repetitions	ran-1
	ATT	Route to attendant after maximum repetitions	
PRDL	(NO)	No Partial Dial timing on DID routes	supp-10
	YES	Partial Dial timing is equipped using EOD	
	BSY	Busy signal is sent on time-out	
PREM	(NO) YES	Preemption allowed on this route. If SLP package is equipped, then COT, DID, FX, ISDN and Tie trunk types can be preemptable.	atvn-25.47

Prompt	Response	Comment	Pack/Rel
PRIV	(NO)	Route is not a Private line route	basic-14
	YES	Route is a Private line route	
		Any COT route can be a private route.	
		Prompted if TKTP = COT and REQ = NEW.	
PROG		Progress	euroisdn-22
	NCHG	Send a PROGRESS signal when a CALL PROCEEDING message which contains a progress Indicator Information Element is received at the Meridian 1 EuroISDN gateway.	
		NCHG is the default for all interfaces except Australian and Austrian. NCHG is not supported with Japan interface.	
	MALE	Send an ALERT signal when a CALL PROCEEDING message which contains a progress Indicator Information Element is received at the Meridian 1 EuroISDN gateway.	
		MALE is the default for Japan interface.	
	MCON	Send a CONNECT signal when a CALL PROCEEDING message which contains a progress Indicator Information Element is received at the Meridian 1 EuroISDN gateway.	
		MCON the default for Australian and Austrian interface.	
PR_RTN	(NO) YES	Path Replacement Retain Option is supported by the far end Private Integrated Services Network Exchange.	qsig ss- 23

Prompt	Response	Comment	Pack/Rel
PR_TRIGS		Path Replacement Triggers are set to their default values: DIV 2 3 CNG 2 3 XCON 2 3 2 Path Replacement attempts with a delay of 3 minutes for Diversion and Congestion triggers but Connected number is not a trigger.	qsig ss-23
	DIV xx y	Diversion is used to trigger Path Replacement.	
	CNG xx y	Congestion is used to trigger Path Replacement.	
	CON xx y	A Connected number different from a called number is used to trigger Path Replacement. xx = 0 - 15, the number of Path Replacement attempts. y = 1 - 7, the delay between two Path Replacement attempts in minutes. Precede with X to remove.	
PSDS	(NO) YES	Public Switched Data Service Prompted if TKTP = MCU.	basic-18
PSEL	(DMDM)	DM-DM Protocol Selection	basic-18
	TLNK	T-link Protocol Selection TLNK protocol is used by SL-100 and DMS data devices, DM-DM is used by Meridian 1 data devices such as ASIM, AIM, ADM, SADM, Asynch Data Option or ADO, and MPDA. MCA uses both protocols. PSEL is prompted if TKTP = R232, R422, or MCU.	

Prompt	Response	Comment	Pack/Rel
PTUT	0-510	Preference Trunk Usage Threshold	mfc-24
PTYP		Port Type at far end	basic-5

The response to this prompt is used in determining the required transmission level. Refer to *Transmission Parameters Reference* (NN43001-282) for more information.

Analog TIE trunk routes:

- (ATT) Analog TIE trunks
- AOT Analog TIE trunk, used instead of ATT whenever the PBX has one or more digital satellite trunk routes or DST to any digital satellite PBX which includes OPX telephones.
- AST Satellite PBX TIE or ESN trunks if SAT = YES

Digital TIE trunk routes:

- (DTT) Digital or combination TIE trunk
- DCT Combination satellite PBX TIE trunk
- DST Digital satellite PBX TIE trunk (allowed if SAT = YES or NO)

Analog CO trunk routes:

- (ACO) Analog CO trunk
- ATO Analog toll office trunk

Digital CO, FEX, DID, and WAT trunk routes:

- (DCO) Digital or combination CO port
- DTO Digital or combination Toll Office trunk

1.5 Mb/s PRI TIE trunk routes:

- (PRI) B-channel port classification
- DTT Digital or combination TIE trunk
- DCT Combination satellite PBX TIE trunk
- DST Digital Satellite PBX TIE trunk

1.5 Mb/s PRI CO, FEX, DID, and WAT trunk routes:

Prompt	Response	Comment	Pack/Rel
	(PRI)	B-channel port classification	
	DCO	Analog CO trunk	
	DTO	Analog toll office trunk	
QREC	(NO) YES	CDR ACD Q initial connection records to be generated	cdr-1
R2MD	(NO) YES	R2 modification	mfc-9
RACD	(NO) YES	Route traffic information in ACD Reports Enter YES only if the route is used as the Interflow DN of at least one ACD DN and the Interflow Trunk traffic is desired. Prompted for COT, TIE, DID, WAT, FEX and RAN trunk types. Actual ACD Report format output examples are included in the <i>ACD Management Reporting</i> NTP.	acd-12
RANH	x...x	RAN or Music route which is used after post treatment, where: <ul style="list-style-type: none"> x...x = 0-511 for Large System and CS 1000E x...x = 0-127 for Small System, CS 1000S, MG 1000B and MG 1000T Precede with x to remove.	atan-25.4
RANR	x...x	RAN Route number for the desired RAN route, where: <ul style="list-style-type: none"> x...x = 0-511 for Large System and CS 1000E x...x = 0-127 for Small System, CS 1000S, MG 1000B and MG 1000T 	ranx-20

Prompt	Response	Comment	Pack/Rel
RANX	(NO)	RAN not requested when a call is forwarded to this route.	ranx-20
	YES	RAN requested when a call is forwarded to this route. Prompted when: <ol style="list-style-type: none"> 1. TKTP = COT 2. RPA = NO 3. DSEL = VCE or VOD 4. ICOG = IAO or OGT 	
RCAL	(NO)	Deny Manual Service Recall	supp-10
	ATT	Allow Manual Service Recall	
	DRA	DID Recall to Attendant for DTI2 trunks RCAL is prompted when TKTP = DID or COT	
RCAP		Remote Capabilities. Precede with X to remove a configured capability. This prompt is repeated until <CR> is entered.	supp-10
	BRI	ISDN Line/Trunk interworking. Default for all Asia Pacific interfaces.	
	CCBI	Call Completion to busy subscriber using integer value for operation coding	qsig ss-24
	CCBO	Call Completion to busy subscriber using object identifier for operation coding	qsig ss-24
	CCBS	Call Completion to Busy Subscriber for QSIG and EuroISDN BRI interfaces. CCBS is allowed if QSIG supplementary services package 316 is equipped.	

Prompt	Response	Comment	Pack/Rel
	CCNI	Call Completion on no response using integer value for operation coding.	qsig ss-24
		CCNO/CCNI are mutually exclusive.	
	CCNO	Call Completion on no response using object identifier for operation coding.	qsig ss-24
		CCNO/CCNI are mutually exclusive.	
	CCNR	Call Completion to No Reply for QSIG and EuroISDN BRI interfaces. CCNR is allowed if QSIG supplementary services package 316 is equipped.	qsig ss-24
	COLP	Connected Number IE Presentation is supported on far end. COLP is supported on Indonesian interfaces, not as a default because it can be configured.	basic- 23
		Default value for ESIG, ISIG, NI2 and EUROISDN interfaces except for AUS, EIR, DUT, BEL and FRA interfaces.	
	CTI	Call Transfer Integer	qsig ss-24
		CTI and CTO are mutually exclusive.	
	CTO	Call Transfer Object	qsig ss-24
		CTI and CTO are mutually exclusive.	
		Add call transfer notification remote capability to the EuroISDN interface.	bne-25
		Precede with 'X' to remove capability.	
	XCOLP	Remove COLP	
		Default value for all APAC, AUS, EIR, DUT, BEL and FRA interfaces.	
		This prompt is issued only for UIPE-based protocols.	
	CPK	Network Call Park.CPK is allowed if IFC = SL1 and CPRKNET package 306 is equipped.	

Prompt	Response	Comment	Pack/Rel
		QSIG SS Call Diversion Notification remote capability. Configure sending of QSIG Diversion Notification Information, treatment of Rerouting request and coding of operations. If coded as Object Identifier, the remote capability ends with 'O', whereas for Integer Value, the remote capability ends with 'I'. Only one remote capability is allowed.	qsig ss- 23
	DV1I	Diversion information is sent to remote switch.	
	DV1O	Diversion information is sent to remote switch.	
	DV2I	Rerouting requests from remote switch are processed.	
	DV2O	Rerouting requests from remote switch are processed.	
	DV3I	Diversion information is sent to remote switch. Rerouting requests from remote switch are processed.	bne-25
		EuroI ISDN Call Diversion	
	DV3O	Diversion information is sent to remote switch. Rerouting requests from remote switch are processed. Precede with 'X' to remove capability.	
	ECTO	Add call transfer notification and invocation remote capability to the EuroISDN Precede with 'X' to remove capability.	bne-25
	MCID	MCID = Add MCID as a new remote capability. Precede with 'X' to remove.	etsi ss- 23
	MQC	MCDN QSIG Conversion as a Remote capability	meet-24

Prompt	Response	Comment	Pack/Rel
	NAC	Network access data.NAC is allowed if IFC = SL1.	
		Enter XNAC to remove NAC from Remote Capabilities.	
	NCT	Network Call Trace	
	ND1	Network Name Display 1	
	ND2	Network Name Display 2	
	ND3	Network Name Display 3. This ensures the same level of service between the MCDN and QSIG name display services.	
	NDI	Name Display - Integer ID Coding	qsig-24
	NDO	Name Display - Object ID Coding	qsig-24
	NDS	Name Display Services	
		Add Path Replacement as a remote capability. Only one capability can be configured per link.	qsig ss- 23
	PRI	The encoding method uses Integer Values.	
	PRO	The encoding method uses Object Identifier Precede with 'x' to remove capability.	
	QMWI	Add Message Waiting Indication as a remote capability.	qsig ss-25.4
		The encoding method uses Integer Values.	
	QMWO	Add Message Waiting Indication as a remote capability.	qsig ss-25.4
		The encoding method uses Object Identifier.	
	XQMW	Remove Message Waiting Indication.	qsig ss-25.4
		QMWI and QMWO are exclusive and may not be configured at the same time on the same link.	

Prompt	Response	Comment	Pack/Rel
	RVQ	Remote Virtual Queuing	
	UUS1	User-to-User Service 1 Decode UUS IE sent by Central Office Send UUS IE to Central Office	bne-25
	XUUS	Remove User-to-User Service 1	bne-25
RCLS	(EXT)	Route Class marked as external	
	INT	Route Class marked as internal Applies only to CAA, COT, CSA, DID, FEX, TIE, FGDT, or WATS trunks.	basic-10
RDNL	0-(4)-7	Remote DN length used to extract the necessary number of DN digits from the MCDN or QSIG CLID or from the DPNSS OLI. Prompted if Commonwealth of Independent States - Three Wire Analog Trunk (CIST) package 221 is equipped for QSIG, MCDN, or DPNSS TIE routes.	cist-21
REF	n...n	Reference loop around DN, range is 2 to 10 digits	basic-1
REP	1-15	Repetitions of recorded announcements	ran-1
REQ		Request	basic-1
	CHG	Change existing data block	
	END	Exit overlay program	
	OUT	Remove data block	
	LCHG	Print date and time that a trunk data block was last changed. The change can be the result of a NEW, OUT, or CHG command.	

Prompt	Response	Comment	Pack/Rel
	NEW	Add new data block to the system	
RGFL	ic dc	<p>Ring Failure threshold. Where:</p> <ul style="list-style-type: none"> ic = increment count = 1-(2)-31 dc = decrement count = 1-(2)-31 <p>RGFL specifies the percentage threshold for trunks which fail to produce the expected ringing and ground changes. See prompt ILLR for a description of ic and dc values.</p> <p>RGFL is not prompted for AID, CAM, CSA, RLM, RLR and TIE trunks The default for RAN and MUS trunks is 12 6.</p>	basic-1
RLSM	(0)-15	<p>Release Mechanism.</p> <p>Refer to Table 3 "Release Mechanism Options" (page 408). RLSM is prompted if DTRK = YES and DGTP = DTI2.</p>	pedm-18
ROUT	x...x	<p>Route number</p> <p>Where x...x =</p> <p>0-511: Large System</p> <p>For CS 1000E System</p> <p>0-127: Small System</p> <p>For MG 1000B and MG 1000T</p>	<p>basic-1</p> <p>basic-4.00</p> <p>basic-4.00</p>
RPA	(NO) YES	<p>Radio Paging Route</p> <p>If this prompt is set to NO, the route is not allowed to be used for Radio Paging. Prompted with Radio Paging (RPA) package 187 and TKTP = TIE or COT.</p>	rpa-20
RPPM		Real-time Periodic Pulse Metering polling time (in seconds)	pedm-16

Prompt	Response	Comment	Pack/Rel
	(0)	Real-time Periodic Pulse Metering do not operate	
	10-250		
	251	1-9 Rounded up to 10 Rounded down to 250	
RRBS		Repeat Release Before Seize	pedm-18
	(NO)	Seize the trunk normally.	
	YES	A release signal is sent followed by the seize signal. RRBS allows a FRLS signal to be sent immediately before a SEZ signal on a DTI2 trunk. RRBS is prompted if DTRK = YES, DGTP = DTI2 and FRRS is not set to YES.	
RTN	0-511	Route Number for any configured ISA route RTN is the Route Number of the associated Call-By-Call master route. Prompted if TKTP = TIE.	pra-12
RTYP		Recording device for RAN trunks	ran-1
	AUD	Audichron or Cook 212, required for XUT trunks	
	CAP	Code-a-Phone	
	CK2	Cook 201 or QAY1	
	CKM	Cook 201 Multichannel	
	CON	NT7M Digital Recorders	
	DGT	213300 and 213400 Digital Recorders	
	LVL	Level start/stop (Enhanced Universal Trunk cards)	
	MCON	Continuous mode, multichannel.	ranbrd- 23

Prompt	Response	Comment	Pack/Rel
	MLSS	Multi-channel Level Start/Stop. (Enhanced Universal Trunk cards) Maximum length of message = 608 seconds.	ran- 23
	MLVL		
	MPUL	Level start/stop, multichannel. Pulse start/stop, multichannel. These modes supports independent RAN trunks.	
	PUL	Request the RAN broadcast package. Pulse start/stop (Enhanced Universal Trunk cards) The Enhanced Universal Trunk cards word with CAP, CK2, or AUD RAN interfaces. The Pulse and Level start/stop options are used in conjunction with the RAN interface selected. The maximum length of the message allowed by software: <ul style="list-style-type: none"> • AUD = 64 seconds • CAP = 608 seconds • CK2 = 64 seconds • CON = 608 seconds • DGT = 256 seconds 	
RUCF	x y	Route Unit Conversion Factor Formula for Route Unit Conversion Factor is: $X \cdot 10^{(-Y)}$ Where: <ul style="list-style-type: none"> • x = 0-(1)-9999 • y = (0)-3 This results in a range of .001 to 9999.	isdn-15

Prompt	Response	Comment	Pack/Rel
		<p>If the Central Office sends the call charge in AOC units (instead of AOC currency), RUCF is used to convert this charge into PPM format.</p> <p>Call Charge scenarios:</p> <ol style="list-style-type: none"> When call charge in sent in currency: Displayed charge = (Received charge/RURC) * RUCS When call charge in sent in AOC units: Displayed charge = (Received charge * RUCF) * RUCS units <p>RUCF is not prompted for Danish and Swedish EuroISDN.</p>	
RUCS	0-9999	<p>Route Unit Cost</p> <p>RUCS can be used in Motel/Hotel type environments to calculate the margin the Meridian 1 administrator wants to make per unit.</p> <p>Call Charge scenarios:</p> <ol style="list-style-type: none"> When call charge in sent in currency: Displayed charge = (Received charge/RURC) * RUCS When call charge in sent in AOC units: Displayed charge = (Received charge * RUCF) * RUCS units <p>When REQ = NEW, RUCS defaults to the UCST value in CDB. RUCS is prompted when MR = PPM or XLD. Not prompted for Danish and Swedish EuroISDN.</p>	basic-10
RURC	x y	<p>Route Unit Reference Cost</p> <p>Formula for Route Unit reference Cost is: $X * 10^{(-Y)}$</p> <p>Where:</p> <ul style="list-style-type: none"> x = 0 - 9999 y = (0) - 3 	basic-20

Prompt	Response	Comment	Pack/Rel
		<p>This gives a range from.001 to 9999.</p> <p>Call Charge scenarios:</p> <ol style="list-style-type: none"> 1. When call charge in sent in currency: Displayed charge = (Received charge/RURC) * RUCS 2. When call charge in sent in AOC units: Displayed charge = (Received charge * RUCF) * RUCS units <p>The default value for x is identical to the previously entered RUCS value. Not prompted for Danish and Swedish EuroISDN.</p>	
RVSD	ic dc	<p>Reversed wired CO trunk threshold.</p> <p>Where:</p> <ul style="list-style-type: none"> • ic = increment count = 1-(8)-31 • dc = decrement count = 1-(31) <p>RVSD specifies the percentage threshold for CO trunks which have tip and ring or other trunk wiring problems. See prompt ILLR for a description of ic and dc values.</p> <p>Prompted for COT, FEX and WATS trunks.</p>	basic-16
SAT	(NO) YES	<p>Satellite used for trunk route via earth orbiting satellite</p> <p>This prompt has no relation to the trunk route function connecting a main PBX to a satellite PBX.</p>	esn-1
SBN	(NO) YES	<p>Do not send Billing Number on this route</p> <p>Send Billing Number on this route</p>	basic-21
SCDT	(NO) YES	Secondary Dial Tone detection	dtd-10

Prompt	Response	Comment	Pack/Rel
SCR	(NO) YES	Selective Carrier Restriction to restrict Equal Access calls New Flexible Code Restriction is enabled. NTOL and ITOL must both be ALLOW.	eqa-19
SDID	YES (NO)	Send DID number instead of internal DN. IDC table with SDID Yes must be configured.	basic-25.4
SEIZ	ic dc	Seize failure threshold. Where: <ul style="list-style-type: none"> • ic = increment count = 1-(2)-31 • dc = decrement count = 1-(2)-31 SEIZ specifies the percentage threshold of trunks which request seizure but are not seized (either no response from the far end or response is too late). See prompt ILLR for a description of ic and dc values. The default for AID trunks is 2 1. The default for RAN and MUS trunks is 12 6.	basic-1
SGL	(NO) YES	Signal Return normal MFE signal Return MFE idle signal	mfe-10
SGRP	(0)-999	Scheduled access restriction group Prompted with Scheduled Access Restrictions (SAR) package 162. Must have group defined in LD 88.	sar-20 pra-15

Prompt	Response	Comment	Pack/Rel
SID	0-511	Service Identification for the route Used to poll switches for traffic, ACD or CDR reports. Allows NSF to be turned on or off. The service route ID must match the far end. Prompted if NSF = YES and TKTP = TIE/WAT/FX/COT.	
SIDE	(NET) USR	Meridian SL-1 Node Type Network User SIDE defaults to NET if IFC = SL1. SIDE defaults to USR if IFC = 1TR6, NUME, APAC, EUROISDN or D70. Prompted if IFC = SL-1.	basic-22
SIGL	BEL NT4 NT5 APNS DAS DPN	Signaling interface for CAMA trunks Bell method NT400 method NT500 method <i>Layer 3 Signaling</i> APNSS signaling DASS2 signaling, allowed with Digital Access Signaling System 2 (DASS2) package 124 DPNSS signaling, allowed with Digital Private Network Signaling System 1 (DPNSS) package 123	cama-1
SIGO		Signaling arrangement	esn-19

Prompt	Response	Comment	Pack/Rel
	(STD)	Standard signaling arrangement	
	ESN2	Supports NCOS, TCOS and CCBQ call types	
	ESN3	Supports network call transfer, Satellite Link Control and all ESN2 call types. It does not support DTI calls. Either ESN2 or ESN3 is recommended for ISA	
	ESN5	Supports DTI data calls plus all other types	
	ETN	Electronic TIE Network signaling arrangement	
	EN19	ESN Transparent Data Networking data call. Allowed when TKTP = TIE for PRI and DTI trunks.	
SIND	(NO) YES	Screening indicator for Mobile Extension route. Prompted if MBXR = YES. Where: <ul style="list-style-type: none">• YES = CLID is user provided and verified.• NO = CLID is user provided and not verified. Note: If MBXR = NO, SIND is set to NO by default.	mobx-5.50
SLCT	TONE	Select Tone	mfc-24
	MSG	Select Message	
SPCT		Speech Path Cut-Through	basic-1
	(IMM)	Immediate cut-through	
	DLY	Delayed cut-through	
SPN	(NO) YES	If yes is entered, the SPN's AC is inserted first to search for a valid UDP number. SPN is prompted when the route type is an IDA trunk with DPNSS1 signaling and when INAC = YES.	pra-21

Prompt	Response	Comment	Pack/Rel
SPTO		Super Trunk Option	cam-1
	(NO)	7-10 digit outpulsing on ANI calls	
	YES	3 digit outpulsing on ANI calls	
		Response must be YES for outpulsing to begin after three digits.	
SRCH	(LIN)	Linear Hunting Search method for outgoing trunk member. Start with the highest trunk number, used for 2-way trunks.	basic-1
	RRB	Round Robin Hunting Search for outgoing trunk member. Start with next lower trunk than the one seized, used for outgoing trunks.	
SRPM	0-(15)-255	Service Parameter. Prompted if SRVC = WATB.	pra-16
SRT	1-(30)-1023	Number of minutes on an outgoing CDPC call a set is kept on hold to a trunk	opcb-14
SRVC		Service type provisioned for AT&T ESS connections (where IFC = ESS#4 or ESS#5)	pra-12
		Prompted if ISDN = YES and IFC = ESS4 or ESS5. Prompted with Inter Exchange Carrier (IEC) pkg 149.	
	(NNSF)	No Network Specific Facility or NSF IE sent. NSF refers to the services provided on a Call-by-Call basis.	
	ACC	Accunet Data service	
	I800	International 800 service	
	IWAT	In-WATs service for AT&T interface	
	LDS	Long Distance Service	
	M800	MEGACOM 800 service	
	MEG	MEGACOM service	

Prompt	Response	Comment	Pack/Rel
	Q900	ATT&T Multiquest 900 service	
	SDN	Software Defined Network service	
	WATB	Wide Area Telephone Service Parameter Band for AT&T ESS#5	
	WATM	Wide Area Telephone Maximal service for AT&T ESS#5	
	(0) - 31	Service provisioned for National ISDN PRI. Prompted if IFC is NI2. Decimal value of the service is entered here: 0 - No NSF IE (public network call) One service route for incoming public network call and multiple service routes for outgoing public network call. The service route number for incoming public call has to be specified in IPUB prompt in the master route. 17 - INWATS selection 18 - OUTWATS selection 19 - Foreign Exchange Selection 20 - Tie Trunk Selection AT&T defines services other than the one defined in the Bellcore CBC specification. These values (defined in the facility coding field in the NSF IE) can be entered here to allow M1 to recognize the AT&T proprietary service.	cbc_pkg- 23
SSL	1-15	Special Service List number Used to identify special service calls on this PSTN for CO route, list must be previously defined in LD 18.	opcb-14

Prompt	Response	Comment	Pack/Rel
SST	xx y	Seizure Supervision Timer Timer for trunks with delay dial or DDL, wink or WNK and ground or GRD start arrangements. Where: xx = minimum value. Therefore: <ul style="list-style-type: none"> • xx = 1-(3)-15 seconds for GRD start • xx = 5 seconds for DDL and WNK y = increment value of 0-7 seconds	basic-18
STEP	0-511	Alternate trunk route for outgoing trunks STEP cannot be defined for an ISA route. Route 31 is no longer an exclusively private route, unless configured as one in LD 16. For dataport, it is only possible to step to a similar ADM data route. Precede with X to delete.	basic-1
STND	(YES) NO	Standard T100 test line (STND is 5.5 seconds and is followed by silent termination at the far end)	atm-7
STRK	(NO) YES	Super Trunk group feature	cam-1
STRT		Start arrangement	ran-1
	IMM	Immediately connect call to recording	
	DDL	Delay call connection until start of recording	
STYP		Standard Signaling Type	tdn-19
	(SDAT)	Standard Data signaling for voice and data (DM-DM, non-tandem PSDS).	

Prompt	Response	Comment	Pack/Rel
	STDN	Standard Transparent Data Networking for voice and data and TDN calls. STDN is applicable to calls on DTI trunks only. This prompt appears when SIGO = STD.	
SVFL	ic dc	Supervision Failure. Where: <ul style="list-style-type: none"> ic = increment count = 1-(2)-31 dc = decrement count = 1-(2)-31 SVFL specifies the percentage threshold for trunks which fail to obtain supervision. See prompt ILLR for a description of ic and dc values. Prompted for only AID, CAM, CSA, RLM, RLR and TIE trunks. The default for AID trunks is 2 1.	basic-1
SWP	(NORM) ATT	Subscriber With Priority calls receives normal treatment for busy and intercept situations. Subscriber with priority calls routed to attendant for busy or intercept situations	mfc-15
T100	n...n	T100 test line Directory Number, 2 to 10 digits	basic-1
TABL	0-31	Flexible dial tone detection Table number	dtd-14
TARG	0-(1)-31	Trunk Access Restriction Group range Enter the list of all TGAR in LD 10, LD 11 and LD 14 which have restricted access to this route. Multiple groups can be defined or deleted. To delete entries, enter Xnn. List all entries to be deleted (Xnn, Xnn, ...). Entries must be separated by a space.	basic-1
TBL	(0)-15	Prefix table number to be associated with this route	isdn-24

Prompt	Response	Comment	Pack/Rel
TCPP		CPP flag for an incoming non-ISDN trunk call tandemed to this trunk route.	cpp-24
	(NO)	An incoming non-ISDN trunk call tandemed to this trunk route carries the Privacy Override indicator.	
	YES	The call is marked as a CPPO call. An incoming non-ISDN trunk call tandemed to this trunk route carries the Privacy indicator The call is marked as a CPP call.	
TCRS	(YES) NO	The Toll Category Request Supported option is defined for the incoming TOLL CDTI2-MFS routes. Setting the TCRS to NO means that the CIS TOLL exchange does not support the TOLL Call Category Request MFS signal (B11). The TCRS is prompted only if the MFC is set to the CMFS only for the incoming routes.	cismfs- 23
TDET	(NO) YES	Tone Detector required	basic-1
TDG	x... x	Toll Digits. Where: x = 0-9	cdr-13
		Actual digits after the trunk access code which indicate toll calls. Precede with X to remove. If all digits are removed, the digits revert to the North American toll scheme.	
		Prompted when NATL = NO.	
TFD	(0) - 3600	Timed forced disconnect for paging trunks (30 second increments). TFD must be defined individually for each route.	basic-15
TGAR	0-(1)-31	Trunk Group Access Restrictions Prompted if TKTP = TIE, ISAR = YES, and ISDN = YES.	basic-12

Prompt	Response	Comment	Pack/Rel
TIDY	xxxx yyyy	<p>Trunk Identity. Where:</p> <ul style="list-style-type: none"> • xxxx = PBX Reference Number The xxxx default is LSC as defined in LD 15, combined with route access code truncated to four digits. • yyyy = Trunk Group Reference Number The yyyy default is route number truncated to four digits. <p>Each of the two numbers can be one to four digits. Prompted if Digital Private Network Signaling System 1 (DPNSS) package 123 equipped and SIGL not DPN.</p>	dass2-16
TIER	0-511	<p>Tie Reference route number</p> <p>Determines how incoming TIE or private call types are handled for the associated Integrated Service Access route or ISA. Precede with X to delete. Prompted when TKTP = ISA, IFC = D100 or SL-1 and NSF = YES.</p>	pra-12
TIMR	aaa xxx	<p>Trunk Timers. Where:</p> <ul style="list-style-type: none"> • aaa = timer mnemonic • xxx = timer value in milliseconds unless stated otherwise 	basic-1
	AAD (384)-2048	<p>Address Acknowledge Delay timer</p> <p>AAD is the minimum time for the system to delay before sending the address acknowledge signal to the central office. Inputs are in increments of 128 ms. Allowed only if Japan trunks and Meridian 1 packages are equipped.</p>	jpn-9
	ARD 512-(1024)-2048	<p>ANI Request Duration Timer in 256ms increments</p>	
	ARP 1-(3)-255		

Prompt	Response	Comment	Pack/Rel
		Autoguard Repeat Prevention timer	xpe-18
		Only valid for Loop start COT. Inputs are in one second increments. International Supplementary Features (SUPP) package 131 and Meridian 1 XPE (XPE) package 203 required. Recommended value for Australia is 200.	
	ATO 128-(4992)-6528	ANI Time-out timer in milliseconds.	ani-1
		For CIS outgoing trunk routes, the ATO value defines the time delay which follows toll access code outputting. During this time delay, further outputting is halted until a special card firmware message confirms that the ANI response/request interaction has been successful.	
	CRD 0-(512)-639	CO Release Delay timer.	basic-18
	DDL 0-(70)-511	Dial Delay timer	basic-1
	DSI 128-(34944)-499200	Disconnect Supervision timer	basic-1
	EESD 0-(1024)-4992	End to End Signalling Delay timer.	arcl-22
		The outputting DTMF tone using EES (or IEES) is delayed "EESD" ms after the sending of the first recall signal to the Norstar. If EESD = 0, the timer is not started and the buffered digits do not be outputted.	
		The EESD timer is accepted if ACRL package 236 is equipped and if the route is analog TIE.	
	EOD 128-(13952)-32640		

Prompt	Response	Comment	Pack/Rel
		End-of-Dial timer, non-digitone trunks	basic-1
		For DID incoming calls in the U.S., to comply with FCC regulations, the EOD timer expires at 19,968 ms, even if configured otherwise. All other call types utilize the configured timer parameters.	
		Refer to <i>Features and Services Fundamentals</i> (NN43001-106) for complete details concerning the FCC Compliance feature.	
	FLH 0-(510)-32640	Hook Flash timer (in msec.)	thf-20
		The range for Centrex Switchhook flash timer is 256-(512)-1536. For CAS, it is recommended that the timer be set at 768 or greater.	
		This timer must be at least 256 ms shorter than the remote OGF timer and 256 ms shorter than the ICF timer.	
		<ul style="list-style-type: none"> • 60-89 ms = Digit 1 is sent • 90 ms = Hard coded for XFCOT hook flash • 91-255 ms = Digit 1 is sent • 256-1536 ms = Existing software controlled hook switch flash 	
		Range for Centrex Switchhook flash timer is	
		60-(510)-1536 msec (the value is rounded to the nearest 10 msec).	
		Software controlled Centrex/Trunk Switch Flash timer range of 60- 127 msec is done by sending digit 1.	
		The range of 128-1536 msec is already controlled by Centrex Switchhook Flash feature.	
		Firmware flash user can enter any value from 60 to 1536.	

Prompt	Response	Comment	Pack/Rel
		FWTM must be YES in LD 14 for the trunk associated with this route, if firmware timing is to be used.	
GRD 0-(896)-32640		Guard timer (response disallowed)	basic-1
GTI 0-(896)-32640		Incoming Guard timer (ms)	xct1-16
		For DTI2 trunk routes, guard timer of 0 may be defined (meaning that timing is not necessary).	
		An Incoming Guard Timer on the ISPC SLAVE side (when SMAS = NO) must be set to 0.	
GTO 128-(896)-32640		Outgoing Guard timer	xct1-16
ICF 0-(512)-32640		Incoming Flash timer	basic-1
IENB 2-(5)-10		Idle Extension Notification Block timer (in minutes)	nas-18
		Semi-Automatic Camp-On (SACP) package 181 and Network Attendant Services (NAS) package 159 must be equipped.	
LCT 0-128-32640		Loop Calling detection timer Default for COT trunks = 128	basic-1
		Default for all others trunks = 256	
LEXT 50-(100)-350		Loop Extender timer (timer is in milliseconds)	tip-19
		The minimum amount of time the Meridian 1 waits to determine whether the tip is ground. When the time is expired, the loop is closed to outpulsing.	
MAD 0-(500)-1000			

Prompt	Response	Comment	Pack/Rel
		Minimum Answer Delay timer	xujt-16
		The minimum amount of time the Meridian 1 remains On-Hook after the called party is first alerted. Inputs are in steps of 100 ms, numbers are rounded up to next valid entry. Allowed only if Japan trunks and Meridian 1 packages are equipped.	
MFC 128-(12032)-65408		Multifrequency Compelled Signaling (MFC) timer	mfc-9
MFE 128-(14976)-65408		MFC Interdigit timer	mfe-10
MFID (0) - 25088		R2MFC Interworking timer.	basic-23
		This timer is in the range of 0 - 25 seconds, in 128ms increments. A value of 0 indicates that the timer is disabled and existing timing functionality is used.	
MFK 128-(4992)-32640		First backward signal awaiting timer	kd3-20
MFKM 45- (90)-180		Timer value in seconds representing the total amount of time the signal exchange equipment can be occupied in a call expressed in seconds.	kd3-20
MFO (0)-16256		MFC Transmit timer	
		If 0, then use current value of MFC Timer.	
MFR128-(2048)-16256		MFC Reception timer	kd3-20
MFY128-(4096)-16256		MFC Transmission timer	kd3-20
NBL 128-(4096)-32640		Enblock Long dialing timer	basic-12
		Long timeout period set to check if all digits have been entered.	

Prompt	Response	Comment	Pack/Rel
NBS 128-(2048)-32640		Enblock Short dialing timer	basic-12
		Short timeout period set to check if all digits have been entered.	
NRAG (30)-240		Network Ring Again timer or DPNSS duration for T6 and T7 timers, in minutes. Currently, only 30 minutes is supported.	pra-13
NRD 128-(10112)-32640		No Ringing Detector change	basic-1
OBA 2-(120)-510		Outgoing B-Answer timer	supp-15
		Time in seconds to wait for B-answer on outgoing ATL trunks for Sweden.	
ODT 256-(4096)-16128		End-of-dial timer for DIGITONE trunks	basic-1
OGF 0-(512)-32640		Outgoing Flash timer	basic-1
OOD 1-(3)-3		Optional Outpulsing Delay timer	
		Allowed for CO, FEX, WATT trunks.	
RAS 128-(13952)-32640		Receipt of Answer Signal timer	
RGV 128-(640)-1920		Ring Validation timer	basic-1
		Ring Validation timer for Japan Information. Notification Service set as 256.	
RMA 1024-32640		Receipt of Message Acknowledgment	
		Default = 5120 for SIGL = DPN.	
		Default = 20480 for SIGL = DAS	

Prompt	Response	Comment	Pack/Rel
	RTD 0-(12)-60	Tone Detector Response Timer in seconds. An odd numbered entry is rounded up to the next even number.	ardl-22
	SFB 3-(3)-255	Seize Fail Busy timer This timer controls the time that a trunk is held busy following a seize acknowledge failure or call collision. The recommended value for trunks with seizure supervision is 25 seconds. The recommended value for trunks with no seizure supervision is 3 seconds. This value applies to all analog trunks except those which use the ARP timer.	
	SRM 1024-(32640)	Service Request Message timer	
	TFD (0)-3600	Timed Forced Disconnect, in 30 second increments. TFD applies to CO, DIC, FEX, PAG, TIE and WATS routes.	basic-15
	TTO (128)-7040	Taiwan Time Out value	twr1-24
	VGD 0-(6)-31	VNS Guard timer The time allowed for the trunk call to disconnect in seconds. This is the guard timer on the associated VNS DN.	vns-20
	VSS (0)-1-2-1023	Set Speechpath Timer. Where:	vns-20

Prompt	Response	Comment	Pack/Rel
		<ul style="list-style-type: none"> • 0 = Do not answer the bearer channel until the terminating party answers • 1 = Answer the bearer channel immediately on arrival • 2-1023 = Answer the bearer channel after the specified seconds (rounded down to 2-second multiple) if the terminating party has not already answered. 	
TITH	(0) - 300	<p>Waiting Time Threshold (seconds). Prompted only if BDCT = YES and for Start/Stop RAN machine with STRT = DDL.</p> <p>Default value zero means no threshold applies.</p>	<p>ranbrd- 23 ran- 23</p>
TKTP		<p>Trunk Type</p> <p>You must respond to this prompt when REQ = NEW.</p>	
	ADM	<p>Add-on Data Module associated with a Data Interface Card example, DLC, 4PDLC, AILC</p> <p>Not supported on Small System.</p>	basic-5
	AWR	<p>Automatic Wake Up trunk block for RAN/Music</p> <p>Requires Automatic Wake Up (AWU) package 102.</p>	awu-10
	CAA	<p>Common Control Switching Arrangement Automatic Number Identification data block</p> <p>Requires Automatic Number Identification (ANI) package 12.</p>	basic-1
	CAM	<p>Central Automatic Message Accounting trunk data block</p>	basic-1
	CBCT	<p>Call by call master route</p>	cbc_pkg-23
	COT	<p>Central Office Trunk data block</p> <p>Supported for ISDN BRI Trunk Access feature.</p>	basic-1
	CSA	<p>Common Control Switching Arrangement access line data block</p>	basic-1
	DIC	<p>Dictation trunk data block</p>	basic-1

Prompt	Response	Comment	Pack/Rel
	DID	Direct Inward Dialing trunk data block	basic-1
		Supported for ISDN BRI Trunk Access feature.	
	FEX	Foreign Exchange trunk data block	basic-1
	FGDT	Feature Group D trunk	fgd-17
	IDA	Integrated Digital Access	ida-16
		Requires Integrated Digital Access (IDA) package 122.	
	ISA	Integrated Service Access route or Call-by-Call route type	isl-12
		For ISDN applications, only TIE or ISA Trunks can connect a SL-1 directly to another SL-1. Requires Call-by-Call service (CBC) package 117. Must have ISDN configured in LD 15 and LD 17.	
	MCU	Meridian Communications Unit port	basic-18
	MUS	Music trunk data block	mus-1
		Requires Music (MUS) package 44.	
	PAG	Paging trunk data block	basic-1
	R232	DAC for NT7D16 on RS-232 port	basic-18
	R422	DAC for NT7D16 on RS-422 port	basic-18
	RAN	Recorded Announcement trunk data block	ran-1
		Requires Recorded Announcement (RAN) package 7.	
	RCD	Emergency Recorder trunk data block	bacd-1
		Requires Basic Automatic Call Distribution (BACD) package 40.	
	RLM	Release Link Main trunk data block	casm-1
		Requires Centralized Attendant Services (Main) (CASM) package 26.	
	RLR	Release Link Remote trunk data block	casr-1
		Requires Centralized Attendant Services (Remote) (CASR) package 27.	

Prompt	Response	Comment	Pack/Rel
	TIE	TIE trunk data block	basic-1
		Supported for ISDN BRI Trunk Access feature.	
	TIE ATL	TIE ATL data block for Sweden	supp-15
	TIE SEMI	Semi-automatic TIE trunk data block	opcb-14
	TIE AUTO	Automatic TIE trunk data block	opcb-14
	TIE TONE	Tone TIE trunk data block	opcb-14
	WAT	Wide Area Telephone Service trunk data block	basic-18
TOBO		Toll Operator Break-Out. TOBO is prompted if DTRK = YES, DGTP = DTI2, MFC = YES and OPCB = YES.	pedm-18
	(NO)	OPCA signals received after a toll operator break in operation is ignored.	
	YES	An OPCA signal received after a toll operator break-in operation has been completed, results in the toll operator being removed from the call.	
TOV		Data Timeout Value	basic-18
	(0)	No timeout	
	1	15 minutes	
	2	30 minutes	
	3	60 minutes	
		Prompted if TKTP = R232, R422 or MCU.	
TRAN	(ASYN)	Asynchronous Transmission mode	basic-18
	SYN	Synchronous Transmission mode	
		If PSDS = YES, then TRAN must be SYN. Prompted if TKTP = MCU.	
TRMB	(YES)	Tromboning allowed. Incoming call on route can be routed directly back out on the same route.	tat-21

Prompt	Response	Comment	Pack/Rel
	NO	Tromboning denied. Incoming trunk call on route may not be routed directly back out on the same route. Only applies to calls routed using NARS/BARS or CDP. Does not apply to calls redirected by HUNT, Forward All Calls, or Forward No Answer.	
TRMT	(NONE), FAIL, TEST, NPA)	Numbering Plan Digit or Information Digit treatment FAIL = Interrupts the NPD/ID as an ANI failure TEST = Interrupts the call as a 911 test call (for 922T calls only) This prompt appears when the Meridian 911 (M911) package 224 is equipped.	m911-19
TRO	(NO) YES	Trunk Route Optimization Prompted if NCRD = YES and IFC = SL-1.	tro-16
TRRL	(NO) YES	Recall signal can be received and transmitted on this route. Recall signal can be neither received nor transmitted on this route. TRRL appears if ACRL package 236 is equipped and the route is analog TIE.	arcl-22
TST	n...n	Test loop around DN, range is 2 to 10 digits	basic-1
TTA	(NO) YES	Time To Answer output in CDR	fcd-18
TTBL	(0)-31	Tone Table number Table (0), North American default values, is created when the first customer is created. Refer to LD 56 for other tables.	ftc-13
TW_INC_CLID		CLID Option on an incoming TWR1 route	twr1-24

Prompt	Response	Comment	Pack/Rel
	(NO) YES		
TW_ROUTE	(NO) YES	Taiwan R1 route	twr1-24
TYPE		Route type	atm-19
	ATM	Automatic Trunk Maintenance data block. Requires Automatic Trunk Maintenance (ATM) package 84.	
	NPID	Numbering Plan or Information Digit table. Requires Meridian 911 (M911) package 224.	
	RDB	Route Data Block.	
	SCH	ATM Schedule block. Requires Automatic Trunk Maintenance (ATM) package 84.	
V25	(NO) YES	V.25 bis option for synchronous operation Prompted if TKTP = MCU and TRAN = SYN.	basic-18
VRAT	(NO) YES	Answer an attendant extended call over VNS immediately on the incoming bearer trunk	vns-20
VTRK	(NO) YES	Virtual Trunk route YES = Supports IP Peer facilities For CS 1000S system	basic-2.0
WAIT	(RGB)	Provide ringback for calls queueing for RAN trunk.	ranbrd- 23 ran- 23
	MUS	Provide music for calls queueing for RAN trunk. Prompted only for RAN route when RAN broadcast package is equipped.	mus- 23

Prompt	Response	Comment	Pack/Rel
WATR	0-511	Wide Area Telephone Service or WATS Reference route number Determines how incoming WATS call types are handled for the associated Integrated Service Access route or ISA. Precede with X to delete. Prompted when TKTP = ISA, IFC = D250 or SL-1 and NSF = YES.	pra-14
WDGT	(L) F	First or last 4 DNIS digits to be sent on APL and HSL link. WDGT has no effect on AML links. All DNIS digits is sent for AML. Prompted if NDGT is greater than 4. Also used for CDR when the New Format CDR (FCDR) package 234 is disabled.	dnis-20
XTDT	0-7	Extended Tone Detector Table number If a table other than 0 is entered, it must have already been configured in LD 97. Must be the same value as defined in LD 13. Prompted with Meridian 1 Superloop Administration (XCT1) package 205.	xct1-16
ZONE	0-255	Zone for codec selection and bandwidth management For CS 1000S system	basic-2

LD 17: Configuration Record 1

SyMWIstem configuration defines system hardware and software parameters. Overlay program 17 is used to modify the following:

- password options
- interface and transmission mode
- common equipment
- overlay automatic maintenance routines
- value added server configuration
- transmission parameters of Meridian Modular / Aries Telephone
- alarm filter

When the Overlay is loaded the available system memory and disk records are output in a header as follows:

```
CFN000
MEM AVAIL: (U/P): xxxxxx USED: xxxxx TOT: xxxxxxx
DISK RECS AVAIL: xxx
DCH AVAIL: XX USED: XX TOT: 64
AML AVAIL: XX USED: XX TOT: 16
```

Notes on ISDN configuration

ISDN configuration can be changed by adding the primary D-channel followed by the optional backup D-channel. Be sure to observe the following:

- Primary and back-up D-channels must be on the same card type (DCHI or MSDL)
- Primary D-channel parameters are automatically copied to the back-up D-channel.
- Disable both ends of a D-channel before making any changes to the D-channel.
- Changes to the D-channel pair can be made to the primary D-channel first (except for BCHL and RCVP).

- The backup D-channel must be removed prior to removing the primary D-channel.
- When a backup D-channel is configured for a primary D-channel, the USR of the primary can be changed from SHA to ISLD or PRI, but not from ISLD to PRI or SHA.
- The ADAN DCH MOVE command allows the primary D-channels to move to a new logical number (NDCH), card type (CTYP), device number (DNUM), and port designation (PORT) when adding MSDL cards. You do not need to remove any D-channels or B-channels when using this command with MSDL cards.

D-Channel Expansion

The D-channel Expansion feature increases the total number of possible D-channels in a multiple group Meridian 1 system. The number of physical I/O addresses permitted for D-channel application to 16 for each network group. For each MSDL physical I/O address, up to four ports are available for D-channel use. With the D-channel Expansion feature, the software supports up to 255 D-channels.

For more information on the D-channel Expansion feature, refer to the *Networking Features and Services Fundamentals* (553-2901-301).

Prompts and responses Configuration record 1

Prompt	Response	Comment
REQ:	CHG	Change
TYPE:	CFN	Configuration Record
ADAN	aaa bbb x	Action Device And Number (aaa = NEW, CHG, MOV or OUT ; bbb = I/O device type ; x = port number) (see “Gate Opener: ADAN (Action Device and Number)” (page 507))
PWD	(NO) YES	Change Password options (see “Gate Opener: PWD (Password)” (page 520))
PARM	(NO) YES	Parameters for Interface and transmission mode (see “Gate Opener: PARM (System Parameters)” (page 516))
CEQU	(NO) YES	Change to Common Equipment (see “Gate Opener: CEQU (Common Equipment)” (page 513))
OVLY	(NO) YES	Overlay (see “Gate Opener: OVLY (Overlay)” (page 516))
VAS	(NO) YES	Value added server configuration (see “Gate Opener: VAS (Value Added Server)” (page 521))

Prompt	Response	Comment
ATRN	(NO) YES	Change Transmission Parameters of MeridianModular / Aries Telephone (see "Gate Opener: ATRN (Aries Transmission)" (page 513))
ALARM	(NO) YES	Change Alarm Filter (see "ROLR / TOLR/ AOLR Offsets and Values" (page 522))
ESA	(NO) YES	Change Emergency Services Access Settings (see "Gate Opener: ESA (Emergency Services Access)" (page 515))

Gate Opener: ADAN (Action Device and Number)

Prompt	Response	Comment
REQ	CHG	Request
TYPE	ADAN	Action Device And Number
- ADAN	aaa bbb xx	Add, change, move or out an I/O device where: <ul style="list-style-type: none"> • aaa = NEW/CHG/MOV/OUT • bbb = I/O device type AML, BDCH, DCH, HST, PRT, TRF, TTY • x = port number 0-15 (for PRT or TTY)
TTY_TYPE	a...a	TTY logical type for Small System or Media Gateway 1000S (MG 1000S), where a...a is: <ul style="list-style-type: none"> • (SDI), LSL, or PTY
CAB	x	Cabinet number for Small System or MG 1000S, where x is: <ul style="list-style-type: none"> • (0), 1, 2,3 or 4
CAB_TYPE	a...a	Cabinet Type, where a...a is: <ul style="list-style-type: none"> • IP = IP (Intelligent Peripheral) Expansion Cabinet or MG 1000S • FIBR = Fiber Expansion Cabinet
- NUMD	1-(2)	Number of floppy disk drives
- FTYP	aa	Floppy Type (aa = (3), 3S, or 5)
- SIZE	(0)-65534	Size of History File buffer in characters
- PDCH	0-63	Primary D-channel associated with a backup D-channel
- TTY	0-15	Pre-defined MSDL-SDI terminal number
- -IPMG	supl sh	The IPMG on which the TTY is being configured, superloop and shelf

Prompt	Response	Comment
- CTYP	a...a	Card Type (CTYP responses can be found on "CTYP" (page 539))
- GRP	x	Network group number
- CDNO	xx	Card number (Small System or MG 1000S)
- DNUM	0-15	Device number for I/O ports
- ADMIN_PORT	0	Administration Terminal Port number
- LANGUAGE	ENGLISH	English Language supported on STA
- ADDITIONAL_PORT	aa	Additional Port for the Single Terminal Access (aa = P1, P2, or P3)
- PORT	0-15	Port number (PORT system/card ranges can be found at "PORT" (page 576))
- DES	d...d	Designator
- BPS	xxxxx	Bits Per Second Note: This prompt is blocked for co-resident Call Server applications (Call Server and Signaling Server applications co-located on a CP PM server). Serial port configuration is controlled from the Linux Base layer. The prompt displays the current BPS configuration on the system. For example, BPS 9600 .
- PARY	aaaa	Parity type (aaaa = (NONE) ODD, or EVEN) Note: This prompt is blocked for co-resident Call Server applications (Call Server and Signaling Server applications co-located on a CP PM server). Serial port configuration is controlled from the Linux Base layer. The prompt displays the current PARY configuration on the system. For example, PARY NONE .
- STOP	(1)-1x5-2	Number of Stop bits (To configure value of 1.5, enter 1x5) Note: This prompt is blocked for co-resident Call Server applications (Call Server and Signaling Server applications co-located on a CP PM server). Serial port configuration is controlled from the Linux Base layer. The prompt displays the current STOP configuration on the system. For example, STOP 1 .
- BITL	x	Data Bit Length (aaa = (5), 6, 7, or 8) Note: This prompt is blocked for co-resident Call Server applications (Call Server and Signaling Server applications co-located on a CP PM server). Serial port configuration is controlled from the Linux Base layer. The prompt displays the current BITL configuration on the system. For example, BITL 8 .

Prompt	Response	Comment
- FLOW	(NO) YES	Flow Control Note: This prompt is blocked for co-resident Call Server applications (Call Server and Signaling Server applications co-located on a CP PM server). Serial port configuration is controlled from the Linux Base layer. The prompt displays the current FLOW configuration on the system. For example, FLOW NO .
- FLOW_TYPE	a...a	Flow control type for Small System or CS 1000S. Where a...a is: <ul style="list-style-type: none"> • NONE, XON, MAIL, or HWR) Note: This prompt is blocked for co-resident Call Server applications (Call Server and Signaling Server applications co-located on a CP PM server). Serial port configuration is controlled from the Linux Base layer. The prompt displays the current FLOW_TYPE configuration on the system. For example, FLOW_TYPE NONE .
- BCST	(NO) YES	Broadcast ports affected by Flow Control
- PARM	aaaa bbb	Parameters for Interface and transmission mode (aaaa = R232 or R422 ; bbb = DCE or DTE)
- FUNC	aaa	MSDL card function (aaa = ABC, FCL, MOD, LME, or SCN)
- USER	a...a	Output message types (USER responses begin on "USER" (page 601))
- XSM	(NO) YES	Extended System Monitor
- TTYLOG	0-65534	Log buffer size
BANR	(YES) NO	Optional Security Banner option
- CUST	xx	Customer number associated with this function
- SSUP	(NO) YES	Senior Supervisor
- - APRT	(NO) YES	ACD Printer
- STOP	(1)-1x5-2	Number of Stop bits (to configure value of 1.5, enter 1x5) Note: This prompt is blocked for co-resident Call Server applications (Call Server and Signaling Server applications co-located on a CP PM server). Serial port configuration is controlled from the Linux Base layer. The prompt displays the current STOP configuration on the system. For example, STOP 1 .
- DPNS	(NO) YES	Digital Private Network Signaling
- MWIF	aaaa	Message Waiting Interface (aaaa = (STD) or ISDM)
- USR	aaaa	User (aaaa = ISLD, PRI, SHA, SHAV, or VNS)

Prompt	Response	Comment
- IFC	a...a	Interface type for D-channel (IFC responses can be found on BAD LINK "TYPE")
H323		Indicates overlap signaling prompts for H.323
- OVLR	YES	Overlap Receiving
- OVLS	YES	Overlap Sending
OVLT	0-(1)-8	Overlap Timer (in seconds) The timer controls the interval between the sending of INFORMATION messages. Defaults to 1 for D-channel over IP. Note: OVLT applies only to Overlap Sending (OVLS = YES).
- - BSRV	(NO) YES	B channel Service messaging.
- - BSRC	1- (2) - 4	B channel Service Re-transmission Counter.
- - PINX_CUST	0-99	This customer number is used for the DN address translation associated with call independent connection messages received on this D-channel.
- - ISDN_MCNT	60-(300)-350	Layer 3 call control message count per 5 second time interval.
- -CNTY	aaaa	Country (CNTY responses can be found on " CNTY " (page 536))
CLID	OPTx	Calling Line Identification (x= 0, 1, 2, 3, 4, or 5)
PROG	a..a	Progress signal (a..a = NCHG, MALE, or MCON)
CO_TYPE	aaa	Central Office switch type (aaa = (STD) or ATT)
- RCVP	(NO) YES	Recovery to Primary
- - ISLM	0-(1792)-4000	Integrated Services Signaling Link Maximum.
- - SSRC	0-(1800)-4000	Signaling Server Resource Capacity
- - VNSM	0-300	Virtual Network Services Maximum
- - VNCS	(0)-xx	Virtual Network Services Customer number associated with the D-channel
- - VNSP	0-32700	Virtual Network Services Private Network Identifier
- - VCNA	(NO) YES	Virtual Network Services Network Call Party Name Display available over this D-channel
- - VCRD	(NO) YES	Virtual Network Services Network Call Redirection available over this D-channel
- - VTRO	(NO) YES	Trunk Route Optimization before answer available over this D-channel for VNS
- - VSIG	(NO) YES	Virtual Network Services Network Signalling option

Prompt	Response	Comment
- - DCHL	0-255	D-Channel PRI loop number
- BCHL	0-254	PRI loop number for Backup D-channel
- PRI	loop x	Primary Rate Interface
- PRI2	0-255 2-15	Secondary PRI2 loops for nB + D, plus sequence
- OTBF	1-(32)-127	Output request Buffers
- DRAT	aaa	D-channel transmission Rate (aaa = (56K), 64KC, or 64KI)
- BPS	xxxxx	Bits Per Second Note: This prompt is blocked for co-resident Call Server applications (Call Server and Signaling Server applications co-located on a CP PM server). Serial port configuration is controlled from the Linux Base layer. The prompt displays the current BPS configuration on the system. For example, BPS 9600 .
- PARM	aaaa bbb	Parameters for Interface and transmission mode (aaaa = R232 or R422 ; bbb = DCE or DTE)
- CLOK	aaa	Clock (aaa = EXT or INT)
- SIDE	aaa	Meridian 1 node type (aaa = (USR) or NET)
- SEMT	(1)-5	Number of Status Enquiry Messages sent within 128 ms from the network side
- CNEG	x	Channel Negotiation option (x = (1) or 2)
- RLS	xx	Release ID of the switch at the far end of the D-channel
- QCHID	(YES) NO	Map channel number to timeslots on a PRI2 loop
- RCAP	a...a	Remote Capabilities (RCAP options begin on " RCAP " (page 583))
- - MWTO	(15) - 30	This prompt is only printed if the RCAP is set to either QMWI or QMWO. The value entered (in seconds) is the duration of a timer started when a SETUP message is sent to set up a connection-oriented, call-independent connection for MWI transport. The timer is stopped on receipt of a CALL PROCEEDING message.
- - MWRT	0 - (2) - 15	This prompt is only printed if the RCAP is set to either QMWI or QMWO. The value entered is the number of re-tries to be effected after a SETUP timeout.
- - MQC_FEAT	aaaa	MCDN QSIG Feature type
- - PR_RTN	(NO) YES	Retain option supported by the far end PINX
- - PR_TRIGS	aaa xx	Path Replacement Triggers
- OVL R	(NO) YES	Overlap Receiving
- - DIDD	(0)-15	DID Delete
- OVLS	(NO) YES	Overlap Sending

Prompt	Response	Comment
- - OVLT	(0)-8	Overlap Timer, in seconds
- MBGA	(NO) YES	Multilocation Business Group Allowed
- NASA	(NO) YES	Network Attendant Service Allowed
- TIMR	(NO) YES	Change protocol timer value
- - T310	10-(30)-60	Timer used to determine how long SL-1 can wait for the response message when the QSIG outgoing call is in the U3 (outgoing call processing) state
	110-(120)	Timer range for PRI, PRI2, and BRI trunks
- - INC_T306	0-(2)-240	Variable timer for received disconnect message on incoming calls, allowing in-band tone to be heard when sent by the network
- - OUT_T306	0-(30)-240	Variable timer for received disconnect message on outgoing calls, allowing in-band tone to be heard when sent by the network (entered in 2 second increments)
- LAPD	(NO) YES	Link Access Protocol for D-channel Change LAPD parameters
- - T23	1-(20)-31	Interface guard Timer or DCHI only
- - T200	2-(3)-40	Retransmission Timer
- - N200	1-(3)-8	Maximum Number of retransmissions
- - N201	4-(260)	Maximum Number of octets in information element
- - T203	2-(10)-40	Maximum Time allowed without frames being exchanged
- - K	1-(7)-32	Maximum number of outstanding unacknowledged frames
- - N2X4	0-(10)-20	Maximum Number of status inquires when remote is busy only applies to 1TR6
- IADR	0-(3)-255	Individual Address for the data link level HDLC protocol
- RADR	0-(1)-255	Remote Address for the data link level HDLC protocol
- LCTL	(NO) YES	Change Link Control system parameters
- - T1	2-(4)-20	Retransmission Timer. Range in units of 0.5 seconds, (4) = two seconds
- - T2	0-(10)-255	Maximum Time allowed without a frame being exchanged
- - T3	2-(5)-255	Timer for initial link setup in units of 0.5 seconds for ESDI only
- - N1	xxx	Maximum Number of octets per HDLC information frame (xxx = 32, 64, 128, or (512))
- - N2	4-(8)-16	Maximum Number of retransmissions in steps of 1
- - K	1-(7)	Maximum number of outstanding frames
- LTHR	(NO) YES	Link Threshold. Change link performance thresholds for ESDI only

Prompt	Response	Comment
- - RXMT	1-(5)-20	Retransmission Threshold
- - CRC	1-(10)-20	CRC threshold
- - ORUR	1-(5)-255	Overrun/Underruns out-of-service threshold
- - ABOR	1-(5)-255	Number of Aborts before an out-of-service
- ENL	(YES) NO	Enl / Dis error messages (Small System or MG 1000S)
- DPNS	(NO) YES	Digital Private Network Signaling
- DCHI	0-15	D-channel Interface port number
- CDNO	1-9	Card Number where DCHI resides (Small System or MG 1000S)
- PORT	xx	Port number (PORT system/card ranges can be found at "PORT" (page 576))

Gate Opener: ATRN (Aries Transmission)

Prompt	Response	Comment
REQ	CHG	Request
TYPE	ATRN	Aries Transmission
- CODE	(0)-2	CODEC Coding Law
- SOLR	0-(1)-4	Sidetone Objective Loudness Rating
- ROLR	(0)-63	Receive Objective Loudness Rating
- AOLR	(0)-12 32-50	2216 ACD set Objective Loudness Rating
- TOLR	(0)-63	Transmit Objective Loudness Rating
- AGCD	(NO) YES	Automatic Gain Control Disabled
- VOLR	(NO) YES	Volume Reset
- HRLR	(0)-8, 32-40	Handsfree Receive Objective Loudness Rating
- HTLR	(0)-11, 32-54	Handsfree Transmit Objective Loudness Rating

Gate Opener: CEQU (Common Equipment)

Prompt	Response	Comment
REQ:	CHG	Request
TYPE:	CEQU	Change to Common Equipment parameters
- MPED	aa	Maximum Peripheral Equipment Density (aa = (SD), DD, 4D, or 8D)
- TERM	a...a	Single Density Terminal equipment loop or loops
- REMO	a...a	Single Density Remote Peripheral Equipment loop or loops
- TERD	a...a	Double Density Terminal equipment loop or loops

Prompt	Response	Comment
- REMD	a...a	Double Density Remote Peripheral Equipment loop or loops
- TERQ	a...a	Quadruple Density Terminal equipment loop or loops
- REMQ	a...a	Quadruple density Remote Peripheral Equipment loop or loops
- DDCS	0-159	Loop number for DPNSS/DASS hardware
- DTCS	1-159	Digital Trunk Channel Switches
- XCT	a...a	Extended Conference/TDS/MFS
- MGTDS	aaa bbb	Configuring 2 Media Gateway TDS loops simultaneously.
- MGCONF	aaa bbb ccc ddd	Configuring up to 4 Media Gateway conference loops simultaneously.
- IPMG	supl sh	Superloop and shelf of IPMG on which the MGTDS is associated.
- TDS	a...a	Tone and Digit Switch
- CONF	a...a	Conference loop
- MFSD	0, 2, 4...255	Multifrequency Sender loop
- DTDI	aaa	Dial Tone Detector Test (aaa = NO, TDS, or EXT)
- - CODE	x xx xx xx	Code (CODE response is defined on "CODE" (page 537))
- - TN	l s c u	Valid Terminal Number that when accessed returns a test tone
- DLOP	lll dd ff	Digital Trunk Interface Loop or Loops (lll = loop number 0 - 255, dd = number of voice or data calls, ff = frame format)
- MG_CARD	supl sh card	MG card assigned to superloop
- MODE	aaaa	Mode of operation (aaaa = LINK, PRI, or TRK)
- - TMDI	(YES) NO	TMDI Card (Mode set to PRI OR TRK)
- - LCMT	aaa	Line Coding Method (aaa = (B8S) or AMI)
- - YALM	aaa	Yellow Alarm Method (aaa = (FDL) or DG2)
- - TITE	(0) 2	T1 transmit Equalization
- - TRSH	0-15	Threshold
- - DTIC	0, 4, 8,...254	Starting network loop slot for PRI/DTI card
- PRI2	0-255	2.0 Mb/s Primary Rate Interface or PRI loop number
- APVL	0-159	Analog Private Virtual Loop for virtual TN or channel ID
- DTI2	0-255	2.0 Mb/s Digital Trunk Interface or DTI loop number
- JDMI	0-255	Japan Digital Multiplexer Interface loop number

Prompt	Response	Comment
- EXT0	x aaa bbb	Extenders for CPU 0 to Network (EXT0 ranges are defined on "EXT0" (page 548))
- - CNI	s p g	Core to Network Interface card location To delete use: s p xg
- EXT1	x aaa bbb	Extenders for CPU 1 to Network (EXT1 ranges are defined on "EXT1" (page 549))
- - CNI	s p g	Core to Network Interface card location To delete use: s p xg
- SYNM	(0)-5	Synchronization Mode
- - MSDT	0-159	Main Synchronization DTSL
- - SSDT	0-159	Standby Synchronization DTSL
- SMEM	(NO) YES	Short Memory test
- PFTR	YES NO	Prioritize Fast Transfer feature enabled or disabled
- VXCT	III	Virtual XCT loop number

Gate Opener: ESA (Emergency Services Access)

Table 4
Gate Opener: ESA (Emergency Services Access)

Prompt	Response	Comment
REQ	CHG	Change
TYPE	ESA	Emergency Services Access gate opener.
LIS		The Location Information Service to use:
	(NONE) INT or SUB EXT or DM	<ul style="list-style-type: none"> • NONE • INTERNAL LIS • EXTERNAL DM
SLIS_NAT_PRIV_IP	(NO) YES	Look up the IP address of an IP Phone behind NAT.
DYNAMIC_ELIN_TIMEOUT	5-(180)-1440	The period in minutes before a dynamic ELIN mapping is timed out.
DYNAMIC_ELIN_REUSE	(YES) NO	Reuse the oldest ELIN.
EX_DM_UPDT_TIMEOUT	5-(15)-1440 0	Timeout in minutes before an unconnected External DM causes an alarm. No alarm is generated.

Gate Opener: OVLY (Overlay)

Prompt	Response	Comment
REQ	CHG	Request
TYPE	OVLY	Change Overlay area options
- SID	xxxx	System ID number
- BKGD	xx xx	Background Overlay task
- FR44	1-4	Frequency control of Overlay 44 in background
- PBXH	00-23	Hour to perform Message Waiting lamp maintenance
- TODR	0-23	Time of Daily Routines
- DROL	xx xx	Daily Routine Overlays
- MID_SCPU	(NO) YES	Midnight Switch Cores Allow or deny Midnight Switch Cores, where: Deny causes the system to perform the 3PE test during the Midnight routine instead of switching CPUs. Allow causes the system to switch CPUs during the Midnight routine instead of performing the 3PE test.
		Note: Applicable to CPP systems only.
- TRLL	1-31 1-31	Test RPE Local Loop back
- CY45	(0)-31	Cycles LD 45 can be run whenever a fault is detected
- MULTI_USER	(OFF) ON	Multi-User Log In

Gate Opener: PARM (System Parameters)

The following values can be set at the factory. However, it is recommended that these values be reviewed during initial system installation.

Prompt	Response	Comment
REQ:	CHG	Request
TYPE:	PARM	Change system parameters
- LPIB	96-7500	Low-Priority Input Buffers (range depends on system type)
- RCAP	a...a	Remote Capabilities (RCAP options begin on " RCAP " (page 583))
- HPIB	96-7500	High-Priority Input Buffers (range depends on system type)
- 500B	16-5000	Output buffers for single line and digital telephones, and trunks (range depends on system type)
- SL1B	16-2048	SL-1 Buffers
- RPEB	16-1000	Remote Peripheral Equipment Buffers, 2.0 Mb/s RPE

Prompt	Response	Comment
- DTIB	(35)-1000	Digital Trunk Input Buffers
- DTOB	(4)-100	Digital Trunk Output Buffers per Digital Trunk Signaling Link
- NCR	x...x	Number of Call Registers, range depends on system type
- MGCR	0-NCR	Maximum number of Call Registers used by AUX messaging
- CSQI	(20)-255	Maximum number of Call Registers for CSL input queues
- CSQO	(20)-255	Maximum number of Call Registers for CSL/AML output queues
- TUBO	(NO) YES	Double message processing speed on AML
- AXQI	(20)-255	Size of Auxiliary Input Queue
- AXQO	(20)-255	Size of Auxiliary Output Queue
- TRNS	aaaa	Selects which messages are going to be translated (aaaa = (NONE), HELP, or BOTH)
- NCPU	x	Number of CPUs (x = 1 or (2))
- CFWS	(NO) YES	Call Forward Saved on SYSLOAD
- PCML	aa	Pulse Code Modulation Companding Law (aa = (MU) or A)
- ALRM	(NO) YES	Minor Alarm displayed on attendant consoles
- ERRM	aaa	Error Messages (aaa = ERR, BUG, or AUD)
- DTRB	xxx	Digitone Burst time in ms (xxx = 50, 60, 70, or (100))
- ABCD	(NO) YES	16-tone DTMF operation enabled
- TMRK	xxx	Length of cadence increments in ms (xxx = 96 or (128))
- FCDR	aaa	Format for Call Detail Recording (aaa = (OLD) or NEW)
- PCDR	(NO) YES	Priority to CDR
- TPO	(NO) YES	Traffic Period Option
- TSO	(NO) YES	Trunk Seizure Option
- CLID	(NO) YES	Calling Line ID in the CDR
- DUR5	(NO) YES	Duration 0.5
- MLDN	(NO) YES	Multiple Loop DN
- NDRG	(NO) YES	New Distinctive Ringing
- MARP	(YES) NO	Multiple Appearance Redirection Prime feature allowed
- IPIE	(NO) YES	Enhanced Unsolicited Status Message (USM) IE
- FRPT	aaaa	(Deny) or allow Access to incoming calls by FRE station (aaaa = (NEFR) or OLFR)
- DCUS	0-5	Maximum number of ACD-ADS customers

Prompt	Response	Comment
- MSCL	0-8191	Maximum Speed Call Lists
- PMSI	(NO) YES	Modify Property Management Systems parameters
- - MANU	aaaa	PMS interface (aaaa = (PMS1), PMS2, or PMS3)
- - PMCR	a	Number of Call Registers used for PMSI
- - PORT	0-15	Port number (PORT system/card ranges can be found at "PORT" (page 576)).
- - XTMR	(0)-6	PMS acknowledgment time
- - XNUM	(1)-4	Number of retransmissions per message for PMSI
- - PMIN	(NO) YES	Minor alarm when the PMSI link is not responding
- - PTMR	(0)-31	Polling timer for PMSI
- NDIS	(20)-255	Number of Display messages for Background Terminal
- OCAC	(NO) YES	Support the Original Carrier Access Code format
- MTRO	aaa	Message Registration or Periodic Pulse Metering (aaa = (MR) or PPM)
- SBA_ADM_INS	0-(2)-63	Maximum Administrator and/or Installer Log Ins allowed at one time
- SBA_USER	0-(100)-500	Maximum User Log Ins allowed at one time
- BCAP	a...a	Bearer Capability (a...a = SPEE or 31KH)
- NORTEL_BRAND	YES NO	"NORTEL" Electronic Brandlining is displayed.
IDLE_SET_DISPLAY	aaaa	Current customized text string "aaaa" is shown. This is for information only
- MODIFY	(NO) YES	Change Electronic Brandlining Terminal Text Broadcast Configuration Note: MODIFY prompt is available to ADMIN2 user only.
- SUPPORTED_TEXT_ONLY	(YES) NO	Change customized text string by text string input
- - IDLE_DISP_STRING	aaaa	Enter customized text string by text string input
IDLE_SET_DISPLAY	aaaa	This is information only. Displayed for confirmation with the following OK prompt
- OK	(YES) NO	Confirm customized text string

Prompt	Response	Comment
- IDLE_DISP_CHAR xx c/hh		Change customized text string character by character, where: xx = (01 to 24) c = one supported character hh = 2 hexadecimal digits representing a supported character
IDLE_SET_DISPLAY aaaa		DLE_DISP_CHAR customized text string "aaaa" is shown. This is information only. Displayed for confirmation with the following OK prompt
- OK	(YES) NO	Confirm customized text string
IDLE_SET_DISPLAY aaaa		Current customized text string "aaaa" is shown. This is for information only
- MODIFY	(NO) YES	Change Electronic Brandlining Terminal Text Broadcast Configuration
- PWD2	x...x	Password 2
- SUPPORTED_TEXT_ONLY	(YES) NO	Change customized text string by text string input
- IDLE_DISP_STRING	aaaa	Enter customized text string by text string input
IDLE_SET_DISPLAY aaaa		This is information only. Displayed for confirmation with the following OK prompt
- OK	(YES) NO	Confirm customized text string
- IDLE_DISP_CHAR xx c/hh		Change customized text string character by character, where: xx = (01 to 24) c = one supported character hh = 2 hexadecimal digits representing a supported character
IDLE_SET_DISPLAY aaaa		IDLE_DISP_CHAR customized text string "aaaa" is shown. This is information only. Displayed for confirmation with the following OK prompt
- OK	(YES) NO	Confirm customized text string
- MSEC	(ON) OFF	Enable Media Security for the system. Disable Media Security. The device level settings are not effective when this option is set for the system.

Prompt	Response	Comment
- MSSD	(MSNV), MSBT	Media Security System Default (Never) or Best Effort. Changing this parameter affects all TNs that have the CLS MSSD.
- NKEY	1-(31)	Number of packets that can be secured by the same master KEY.
- TKEY	8-(24)-168	Time in hours for session KEY.

Gate Opener: PWD (Password)

The PWD2 prompt appears immediately following the TYPE = PWD entry, unless the LAPW password Multi User Login are enabled. To view LAPW prompts, LAPW package 149 must be equipped. LAPW users can change their passwords by entering the current password at prompt LPWD and entering the new password at the NLPW prompt.

Prompt	Response	Comment
REQ:	CHG	Change
TYPE:	PWD	Configuration Record
PWD2	a...a	Enter valid password
PSWD_COMP	(OFF) ON	Turns on or off the password complexity check for the ADMIN, LAPW and PDT passwords.
FPC	(NO) YES	Force Password Change
LOUT	1-(20)-1440	Logout, Inactive Session Logout Time in minutes
FLTH	0-(3)-9	Failed Login Threshold
LOCK	0-(60)-270	Lockout time
FLTA	(NO) YES	Failed Log In Threshold Alarm
AUDT	(NO) YES	Audit Trail for password usage
- SIZE	(50)-1500	Word Size of Audit Trail buffer
LLID	(NO) YES	Last Log In Identification
ACCOUNT_REQ	aaa	Account Request, where: aaa = (END), NEW, CHG, or OUT
PWD_TYPE	aaa	Specifies the user type being added to the system, where: aaa = PWD2, PWD1, LAPW
- PWTP	(OVLY)	Type of LAPW account, where: (Overlay) Password Access Type
	SBA	Set-Based Administration Password Access Type
USER_NAME	a...a	Unique user name - up to 11 characters
PASSWORD	a...a	Password for validating the users credentials on login, 4 to 16 characters

Prompt	Response	Comment
CONFIRM	a...a	Confirm the typed in password
PDT	(NO) PDT1/PDT2	PDT access. This prompt is available only when adding or modifying LAPW, Level 1 (PWD1) and Level 2 (PWD2) users.
OVLA	xx xx ... xx	Overlays Allowed
LEVL	aaaa	Access Level for Set Based Administration password, where; aaaa = (INST) or ADMN
CUST	aaa	Customer to be accessible by way of PWnn
HOST	(NO) YES	Enable HOST mode Log In for password PWnn
MAT	(NO) YES	Enable MAT Log In for password PWnn
OPT	a...a	Options for password PWnn

Gate Opener: VAS (Value Added Server)

Prompt	Response	Comment
REQ:	CHG	Request
TYPE:	VAS	Value Added Server configuration
VAS	aaa	Value Added Server data block (aaa = NEW, CHG or OUT)
- VSID	0-127	VAS Identifier
- DLOP	ll dd ff ...	Digital Trunk Interface Loop or Loops (ll = loop number, dd = number of voice or data calls, ff = frame format)
- ELAN	x	Associate Value Added Server ID (VSID) x with Application Module Link over Ethernet (ELAN subnet) x
- AML	0-15	Application Module Link
- - SECU	(NO) YES	Security for Meridian Link applications
- - INTL	1-12	Interval for checking Meridian Link for overload in five second increments
- - MCNT	10-9999	Threshold for number of Meridian Link messages per time interval
- - CONF	aaa	CSL Configuration (aaa = DIR or IND)
- APPL	aaa VMBA	Application (aaa = NEW, CHG, or OUT; VMBA = Voice Mailbox administration)
- -CUST	xx	Customer number
- - DATA_CORRECT	(OFF) ON	Enable Voice Mailbox Database correction
- - AUTO_AUDIT	(ON) OFF	Enable the Automatic Voice Mailbox database audit
- - SATN	ls c u	SADM/Data Line Card TN

Prompt	Response	Comment
-- IDLP	0-254	DTI loop number used for IND CSL loop
- DLOP	ll dd ff ...	Digital Trunk Interface Loop or Loops (ll= loop number, dd = number of voice or data calls, ff = frame format)
- CMS	0-15	ESDI port number used for the CSL
-- SECU	(NO) YES	Security for Meridian Link applications
-- INTL	1-12	Interval
-- MCNT	10-9999	Message Count Threshold
-- CONF	aaa	CSL Configuration (aaa = DIR or IND)
-- SATN	ls c u	SADM/Data Line Card TN
-- IDLP	0-254	IND DTI Loop

ROLR / TOLR/ AOLR Offsets and Values

Offset	ROLR/AOLR	TOLR	Offset	ROLR/AOLR	TOLR
0	+45.00	-45.00	32	+45.00	-45.00
1	+45.85	-44.50	33	+44.15	-45.50
2	+46.70	-44.50	34	+43.30	-46.00
3	+47.55	-44.00	35	+42.45	-46.00
4	+48.40	-43.50	36	+41.60	-46.50
5	+49.25	-43.00	37	+40.75	-47.00
6	+50.10	-43.00	38	+39.90	-47.50
7	+50.95	-42.50	39	+39.05	-47.50
8	+51.80	-42.00	40	+38.20	-48.00
9	+52.65	-41.50	41	+37.35	-48.50
10	+53.50	-41.50	42	+36.50	-49.00
11	+54.35	-41.00	43	+35.65	-49.00
12	+55.20	-40.50	44	+34.80	-49.50
13	N.A.	-40.00	45	+33.95	-50.00
14	N.A.	-40.00	46	+33.10	-50.50
15	N.A.	-39.50	47	+32.25	-50.50
16	N.A.	-39.50	48	+31.40	-51.00
17	N.A.	-38.50	49	+30.55	-51.50
18	N.A.	-38.50	50	+29.70	-52.00
19	N.A.	-38.00	51	N.A.	-52.00
20	N.A.	-38.00	52	N.A.	-52.50

Offset	ROLR/AOLR	TOLR	Offset	ROLR/AOLR	TOLR
21	N.A.	-37.00	53	N.A.	-53.00
22	N.A.	-37.00	54	N.A.	-53.50
23	N.A.	-36.50	55	N.A.	-54.00
24	N.A.	-36.00	56	N.A.	-54.00
25	N.A.	-35.50	57	N.A.	-54.50
26	N.A.	-35.50	58	N.A.	-55.00
27	N.A.	-35.00	59	N.A.	-55.00
28	N.A.	-34.50	60	N.A.	-55.50
29	N.A.	-34.00	61	N.A.	-56.00
30	N.A.	-34.00	62	N.A.	-56.50
31	N.A.	-33.50	63	N.A.	-56.50

Note: ROLR values are for reset volume.

HRLR / HTLR Offsets and Values

Offset	HRLR	HTLR	Offset	HRLR	HTLR
0	+42.00	-44.00	32	+42.00	-44.00
1	+42.85	-43.50	33	+41.15	-44.50
2	+43.70	-43.50	34	+40.30	-45.00
3	+44.55	-43.00	35	+39.45	-45.00
4	+45.40	-42.50	36	+38.60	-45.50
5	+46.25	-42.00	37	+37.75	-46.00
6	+47.10	-42.00	38	+36.90	-46.50
7	+47.95	-41.50	39	+36.05	-46.50
8	+48.80	-41.00	40	+35.20	-47.00
9	N.A.	-40.50	41	N.A.	-47.50
10	N.A.	-40.50	42	N.A.	-48.00
11	N.A.	-40.00	43	N.A.	-48.00
12	N.A.	N.A.	44	N.A.	-48.50
13	N.A.	N.A.	45	N.A.	-49.00
14	N.A.	N.A.	46	N.A.	-49.50
15	N.A.	N.A.	47	N.A.	-49.50
16	N.A.	N.A.	48	N.A.	-50.00
17	N.A.	N.A.	49	N.A.	-50.50
18	N.A.	N.A.	50	N.A.	-51.00

Offset	HRLR	HTLR	Offset	HRLR	HTLR
19	N.A.	N.A.	51	N.A.	-51.00
20	N.A.	N.A.	52	N.A.	-51.50
21	N.A.	N.A.	53	N.A.	-52.00
22	N.A.	N.A.	54	N.A.	-52.50
23	N.A.	N.A.	55	N.A.	N.A.
24	N.A.	N.A.	56	N.A.	N.A.
25	N.A.	N.A.	57	N.A.	N.A.
26	N.A.	N.A.	58	N.A.	N.A.
27	N.A.	N.A.	59	N.A.	N.A.
28	N.A.	N.A.	60	N.A.	N.A.
29	N.A.	N.A.	61	N.A.	N.A.
30	N.A.	N.A.	62	N.A.	N.A.
31	N.A.	N.A.	63	N.A.	N.A.

Note: All values are OLR ratings measured without inserted loss/gain for trunk card interfaces and computed per IEEE methods. Receive ratings are at a maximum volume. Transmit ratings are measured in an anechoic environment with less than 25 dBA room noise.

Alphabetical list of prompts

Prompt	Response	Comment	Pack/Rel
500B	16-2048	Output buffers for single line and digital telephones, and trunks Buffers for single line telephones, trunks and Digital telephones Small System has a value of 500 allocated by the system and cannot be changed. These can be set higher but have no affect on the system operation other than consuming memory. Refer to the <i>Memory Calculations Appendix</i> in the <i>Planning and engineering</i> NTPs.	basic-19
ABCD	(NO) YES <CR>	16-tone DTMF operation enabled Original value is left unchanged	abcd-14

Prompt	Response	Comment	Pack/Rel
ABOR	1-(5)-255	Number of aborts before an out-of-service. Enter in units of 1, the number of aborts in 15 minutes before an out-of-service is enforced.	csi-7
ACCOUNT REQ	aaa	Account Request, where aaa is: (END) Exit overlay program NEW Add a new user CHG Change existing user OUT Remove a user	basic-4.50
ADAN	NEW aaa x CHG aaa x MOV aaa x OUT aaa x	Action Device And Number Add I/O device. Where: aaa = type, x = port Change I/O device. Where: aaa = type, x = port Move I/O device. Where: aaa = type, x = port Remove I/O device. Where: aaa = type, x = port Where, aaa and x can be any of the following: <ul style="list-style-type: none"> • AML 0-15 = Application Module Link • BDCH 0-63 = Backup primary D-channel • DCH 0-79 = primary D-channel • FDK 0 = Floppy Disk unit, only ADAN CHG HDK allowed (not applicable for Small System, Option 81C or CS 1000S) • ELAN 16-31 = Application Module Link over Ethernet • HDK 0 = Hard Disk unit, only ADAN CHG HDK allowed (not applicable for Options 11C or 81C) • HST = History file • PRT 0-15 = Printer port number • STA 0-15 = Single Terminal Access port number • TRF = Traffic Log file • TTY 0-15 = Teletype port number 	basic-19

Prompt	Response	Comment	Pack/Rel
		<p>Note: You cannot configure more than 16 TTY and HST files. If a HST file is one of 16 TTY files configured and a new TTY is defined, the HST file is deleted because the TTY has higher priority than HST.</p> <p>The MOV command is not supported for AML, BDCH, HST, PRT, or TTY.</p> <p>MOV command not supported for moving MSDL D-channels and PRI D-channels due to complexity of restrictions and the risk of data corruption if restrictions not adhered to. Limited usefulness.</p> <p>Changes to I/O devices are saved before ADAN is reprompted. To indicate the data has been saved, one of the following is output:</p> <ul style="list-style-type: none"> • ADAN DATA SAVED • ADAN DATA CHGED • ADAN DATA REMOVED • ADAN DATA MOVED <p>Entering 4 asterisks (****) after the ADAN prompt saves the changes and exits the overlay.</p>	basic-25.4
		<p>Where aaa is the primary D-channel and</p> <ul style="list-style-type: none"> • x = 0-254 for multi-group systems • x = 0-63 for single-group systems • x = 0-79 for Small System and CS 1000S 	basic-25
ADDITIONAL_PORT	P1 P2 P3	<p>Additional port number for STA terminal</p> <p>This is the port for the Single Terminal Access regular terminal, or the STA system monitor connection. This prompt repeats until <CR> is entered. There can be up to 3 ports for each STA application. Precede with X to delete the port.</p>	sta-19
ADMIN_PORT			sta-19

Prompt	Response	Comment	Pack/Rel
	0	This is the port used to connect the Single Terminal Access Administration Port. This must be 0 (zero). Prompted if ADAN = STA	
A_FILTER			alarm-19
	NEW	Add New Alarm Filter entry	
	CHG	Change an Alarm Filter entry	
	OUT	Remove an Alarm Filter entry	
		This is reprompted for subsequent Alarm Filters. Up to 50 Alarm Filters can be configured. Entering <CR> moves on to the E_FILTER prompt. Precede with X to remove.	
AF_STATUS			alarm-19
	(OFF) ON	This prompt enables (disables) the alarm and exception filtering. <CR> retains the current filtering status	
AGCD	(NO) YES	Automatic Gain Control Disabled	
ALARM	(NO) YES	Change Alarm filters Must have Alarm Filtering (ALRM_FILTER) package 243.	alarm-19
ALRM	(NO) YES	Minor Alarm displayed on attendant consoles. (NO) disables the minor alarm on consoles.	alarm-12
AML	0-15	Application Module Link	msdl-18
AOLR	(0)-12 32-50	2216 ACD set Objective Loudness Rating	basic-22
		The default value for the AOLR prompt is the same default value as for ROLR prompt.	
		ee "ROLR / TOLR/ AOLR Offsets and Values" (page 522) to determine the decibel level which corresponds to your response to AOLR.	

Prompt	Response	Comment	Pack/Rel
APPL		Application This prompt allows the user to add, change, or remove an application associated with the VAS ID. The APPL prompt appears when VAS = NEW or CHG.	vmba-19
	NEW VMBA	Add Voice Mailbox	
	CHG VMBA	Change Voice Mailbox	
	OUT VMBA	Remove Voice Mailbox	
	ISAP	User application type: Meridian Link ISDN/AP	iap3p-13
APRT	(NO) YES	ACD printer APRT cannot be YES if prompt SSUP = YES.	acdc-1
APVL	I	Analog Private Virtual Loop for virtual TN or channel ID For Large System • I = 0-159	dpnss-16
		For CS 1000E System • i = 0, 4, 8-252	basic-4.00
	c	For Option 11C • c = 1-9 11-19 21-29 31-39 41-49	lse-24
		For Option 11C Chassis • c = 0-4, 7-14, 17-24, 27-34, 37- 44, 47-50	
		For CS 1000S system • c = 11-14, 17-24, 27-34, 37- 44, 47-50	basic-1
	c	Format for MG 1000B Chassis • c = 0-4, 7-10	basic-4.00
		Format for MG 1000B Cabinet • c = 0-10	
	c	Format for MG 1000T, where:	

Prompt	Response	Comment	Pack/Rel
		<ul style="list-style-type: none"> c = 0-4, 7-10, 11-14, 17-24, 27-34, 37- 44, 47-50 u = 0-31 Precede with X to remove.	
ATRN	(NO) YES	Aries Transmission Change Transmission parameters for Meridian Modular or Aries telephones These transmission parameters are downloaded to Meridian Modular telephones: <ul style="list-style-type: none"> after sysload (except during parallel reload) when enabling the loop, shelf or card when the telephone is plugged in. These values determine the loudness of the receiver and transmitter. Note: Before changing these values, refer to <i>Transmission Parameters (553-3001-182)</i> .	areaway
AUDT	(NO) YES	Audit Trail for password usage Prompted for PWD1 and PWD2.	lapw-16
AUTO_AUDIT	(ON) OFF	Automatic Voice Mailbox database correction When enabled, the Voice Mailbox data is audited every 5 days to ensure consistency between the Meridian Mail and Meridian 1 databases. The audit takes place during the daily routines every 5 days.	vmba-19
AXQI	(20)-255	Size of Auxiliary Input Queue Maximum lesser of 25% of the maximum number of call registers defined for the system, or 255.	basic-1
AXQO	(20)-255	Size of Auxiliary Output Queue Maximum lesser of 25% of the maximum number of call registers defined for the system, or 255.	basic-1

Prompt	Response	Comment	Pack/Rel
BANR	(YES) NO	<p>Optional Security Banner option. BANR is prompted when USER = SCH and/or MTC.</p> <p>Enable security banner printing option Disable security banner printing option</p> <p>If BANR = YES, the following Security Banner is printed at the time a login is attempted, whether or not the login is successful:</p> <p><i>"Warning: The programs and data stored on this system are licensed to or are the property of NT/BNR and are lawfully available only to authorized users for approved purposes. Unauthorized access to any program or data on this system is not permitted. This system can be monitored at any time for operational reasons. Therefore, if you are not an authorized user, DO NOT ATTEMPT TO LOG IN."</i></p> <p>The programmer do not modify an existing I/O block by hitting carriage return (<CR>) in response to BANR.</p>	basic-22
BATT	(NO) YES	Battery backup for memory installed on Option 21E and STE only	basic-18
BCAP	(SPEE) 31KH	<p>Bearer Capability</p> <p>Speech</p> <p>3.1 KHZ</p>	euroisdn-22
BCHI	1-15	Backup D-channel port number. Precede with "X" to remove.	pri-12
BCHL	l	<p>PRI loop number for Backup D-channel. Prompted when ADAN = BDCH.</p> <p>For Large System</p> <ul style="list-style-type: none"> • l = 0-159 <p>For CS 1000E System</p> <ul style="list-style-type: none"> • l = 0, 4, 8-252 	pri-12 lse-24
	c	For Option 11C	basic-4.00

Prompt	Response	Comment	Pack/Rel
		<ul style="list-style-type: none"> c = 1-9 11-19 21-29 31-39 41-49 For Option 11C Chassis	
		<ul style="list-style-type: none"> c = 0-4, 7-14, 17-24, 27-34, 37- 44, 47-50 For CS 1000S system	basic-1
	c	<ul style="list-style-type: none"> c = 11-14, 17-24, 27-34, 37- 44, 47-50 Format for MG 1000B Chassis	basic-4.00
		<ul style="list-style-type: none"> c = 0-4, 7-10 Format for MG 1000B Cabinet	basic-4.00
	c	Format for MG 1000T, where: <ul style="list-style-type: none"> c = 0-4, 7-10, 11-14, 17-24, 27-34, 37- 44, 47-50 u = 0-31 	
	0-255	PRI loop number for Backup D-channel on Systems with Fibre Network Fabric Precede with X to remove.	fnf-25
BCST	(NO) YES	Only this broadcast port is affected by flow control All broadcast ports of the same user type are affected by flow control. Use this prompt with caution. For example, if BCST = YES, and a maintenance port receives an X-off command, system output to all maintenance ports are eventually blocked. This prompt appears only if FLOW = YES. BCST is not prompted for TTY_TYPE = LSL.	basic-18

Prompt	Response	Comment	Pack/Rel
BITL	(5), 6, 7, 8	Bit length. Prompted for asynchronous ESDI ports. For Small System, BITL is not prompted for CARD 0 PORT 0 or when TTY_TYPE = PTY. Note: This prompt is blocked for co-resident Call Server applications (Call Server and Signaling Server applications co-located on a CP PM server). Serial port configuration is controlled from the Linux Base layer. The prompt displays the current BITL configuration on the system. For example, BITL 8 .	cls-7
	5 / 6 / 7 / (8)	For release 5.0: Default data bit length for all three remote TTYs on an MGC is 8.	basic-5.00
BKGD	30, 33, 34, 35, 36, 37, 38, 40, 41, 43, 44, 45, 46, 53	Background overlay task Enter the diagnostic program number 30, 33 and so on, to run sequentially in background when the overlay area is idle. The data dump routine LD 43 can be reserved for the DROL to preserve data integrity. Programs 33, 45, 46 and 53 are not applicable to Small System.	basic-1
BPS		Asynchronous baud rates (bits per second): Note: This prompt is blocked for co-resident Call Server applications (Call Server and Signaling Server applications co-located on a CP PM server). Serial port configuration is controlled from the Linux Base layer. The prompt displays the current BPS configuration on the system. For example, BPS 9600 .	cls-7
	1200	1200 Bits Per Second	basic-5.00
	2400	2400 Bits Per Second	
	4800	4800 Bits Per Second. Default for AML ports.	
	9600	9600 Bits Per Second. Default for MGC	

Prompt	Response	Comment	Pack/Rel
	19200	19200 Bits Per Second. Maximum port speed for Release 5.0	
	48000	48000 Bits Per Second	
	56000	56000 Bits Per Second	
	64000	64000 Bits Per Second. Default for ISL D-channels. If the baud rate is set differently (e.g., 4800) the system returns to the default TEMPORARILY if it is manually initialized. The entered baud rate returns when the initialization is complete. For Small System, BPS is not prompted for CARD 0 PORT 0 or when TTY_TYPE = PTY.	
BSRV	(NO) YES	B channel Service messaging.	basic 25.4
BSRC	1- (2) - 4	B channel Service Re-transmission Counter.	basic 25.4
CAB		Cabinet number for Small System For CS 1000S where Main Cabinet is Call Server and Expansion Cabinet is MG 1000S	basic-22 basic-1
	(0)	Main cabinet	
	1	Expansion cabinet 1	
	2	Expansion cabinet 2	
	3	Expansion cabinet 3	lse-24
	4	Expansion cabinet 4	lse-24
		Note the following: 1. LSL is only supported on the main cabinet. When TTY_TYPE = LSL, CAB is not prompted. Instead, CAB 0 is printed automatically. 2. Pseudo TTY does not belong to any cabinet. Hence, for TTY_TYPE = PTY, CAB is not prompted.	

Prompt	Response	Comment	Pack/Rel
CDNO	0-15	Serial Data Interface (SDI) Card number Number the SDI cards logically with the system. Keep a paper record of the number and physical location of each SDI card. Enter 0 if you are not using CDNO to keep track of SDI ports and cards.	xpe-15
	1-50	DCHI Small System Card number	
	1-9 11-19 21-29 31-39 41-49	MSDL application Small System Card number	lse-24
	0-10	SDI, LSL or PTY Small System Card number Expansion cabinets only support one TTY port which is on the Fiber Receiver Card. When CAB = 1 or 2, CDNO is not prompted. Pseudo TTY does not belong to any card. When TTY_TYPE = PTY, CDNO is not prompted.	basic-20
	0-50	SDI, LSL or PTY Small System Card number	lse-24
	1-50	AML application Small System Card number	lse-24
CEQU	(NO) YES	Change to Common Equipment parameters	basic-1
CFWS	(NO) YES	Call Forward Saved on SYSLOAD and reactivate on completion. To save information, set CFWS = YES.	basic-20
CLID	(NO) YES	Calling Line ID in the CDR If CLID = NO, "XXXXXXXXXXXX" is printed in CLID field of CDR record. Prompted when CDR = YES and the Integrated Services Digital Network (ISDN) package 145 is equipped.	pri-12
	OPT0	Prefix = 0 for North American dialing plan. OPT0 is the default for ESIG and ISIG interfaces.	euroisdn-22
	OPT1	Prefix = 1 for international PFXs in CLID. Any numbering type is supported. OPT1 is the default for all EuroISDN interfaces.	

Prompt	Response	Comment	Pack/Rel
	OPT2	Prefix = 2, for international PFXs in CLID. CCITT numbering types supported are: UKWN, INTL, NPA, and NXX. OPT2 is the default for CO/DID routes for the Telecom New Zealand interface. For an interworking scenario, when the CLID option is OPT2, and the CPFXS prompt is NO, then the calling number is built based on the originating calling number type.	
	OPT3	Prefix = 3 for international PFXs in CLID. Only the NXX number type is supported. OPT3 is the default for TIE routes for the Telecom New Zealand interface.	
	OPT4	For international COs, if the call originates from a CO trunk type, add nothing. Otherwise, add PFX1 and PFX2. OPT4 is the default for all Asia Pacific interfaces.	
	OPT5	This is the same as OPT4, except it supports a maximum of 10 digits in the CLID. OPT5 is the default for the Austrian interface.	
CLOK		Source of primary clock is either internal or external. Prompted for ISL D-channels and ESDI synchronous ports. Other D-channels are automatically set to EXT.	pri-12
	EXT	External Clocking. When USR = ISLD, CLOK can be set to External. Default for ISL D-channels is EXT.	
	INT	Internal Clocking. INT is used only during D-channel loopback tests, where one side is set to INT, the other is set to EXT. Default for ESDI AML ports is INT.	
CMS	0-15	ESDI port number used for the CSL. Synchronous ESDI port number used for the CSL. This must be the same value as the port number defined at the ADAN prompt. Precede with X to remove. Prompted when SYNC and USER = CMS.	clews
CNEG		Channel Negotiation option	ipra-15

Prompt	Response	Comment	Pack/Rel
	(1)	Channel is indicated and no alternative acceptable, exclusive. Default value for all EuroISDN interfaces except FRA interface.	
	2	Channel is indicated and any alternative acceptable, preferred. Default value for all EuroISDN interfaces except FRA interface. CNEG is prompted when IFC = APAC, AXEA, AXES, D70, NUME, SS12, ESIG, ISEG or TCNZ.	
CNI	s p g	Core to Network Interface card location. To OUT a CNI card, it must be hardware disabled and located in the inactive CPU. For systems with Fibre Network Fabric: s = slot 9-12; p = port 0-1; g = group 0-7 Both ports (0 and 1) can be used to configure network switching groups for card slot 9. No CNI cables are required for port 0 of card slot 9.	basic-21
CNTY		Country	
	(ETSI)	ETS 300 =102 basic protocol	supp-10
	AUS	Austria	
	AUST	Australia	
	CHNA	China	basic-23
	CIS	Commonwealth of Independent States	euro- 23
	DEN	Denmark	
	DUT	Holland	
	EAUS	Australia	euro-24
	EIR	Ireland	
	ESP	Spain	
	FIN	Finland	
	FRA	France	euro- 23
	GER	Germany	
	HKNG	Hong Kong	
	INDI	India	isdn-24
	INDO	Indonesia	basic-23

Prompt	Response	Comment	Pack/Rel
	ITA	Italy	
	JAPN	Japan UIPE based interface	basic-23
	MSIA	Malaysia	basic-23
	NET	ETSI network side protocol	
	NOR	Norway	
	PHLP	Philippines	isdn-24
	POR	Portugal	
	SING	Singapore	
	SWE	Sweden	
	SWI	Switzerland	
	TAIW	Taiwan	isdn-24
	TCNZ	New Zealand, defined as APISDN	
	THAI	Thailand	
CODE	x xx xx xx	Code, prompted when DTD = TDS. A valid Hex Code for access to a flexible TDS table for a test tone, used to check a Dial Tone Detector or DTD. This code only applies when the tone generator is a TDS. If an XCT is used to generate the test tone the value in CODE is ignored and the XCT generates the dialtone specified in the FCT Table number 0 in LD 56.CODEC Coding Law	basic-14
	(0)	Mu or ?-Law for North America. This parameter is only used by the Meridian digital sets as part of the transmission parameters.	basic-14
	1	A Law, inverted for Sweden only	
	2	A Law, even-bit interleaved	
CONF	DIR	Direct link CSL Configuration	basic-1
	IND	Indirect link CSL Configuration	
	0-158	Conference loop Use even-numbered loops for Conference. You may configure more than 16 Conference loops; however, enabling more than 16 Conference loops may cause the system to lock-up. Precede with X to remove.	

Prompt	Response	Comment	Pack/Rel
	0-255	Conference loop, systems with Fibre Network Fabric	fnf-25
	29-31	Small System, 31 is for Expansion Module	
	D0-D158	Dealer Conference loop	ohol-20
	S0-S158	Spare dealer Conference loop is in the same group as the units planned to use this loop.	ohol-20
	29 30	Small System base conference capability For CS 1000S IP daughterboards	basic-1
	31	Small System Provided on the first single port expansion daughterboard or CS 1000S IP daughterboard	
	62	Small System Provided on the second single port expansion daughterboard or CS 1000S IP daughterboard	
	31 94	Small System Line Size Expansion Provided on the first dual port fiber expansion daughterboard or CS 1000S IP daughterboard	lse-24
	62 95	Provided on the second dual port fiber expansion daughterboard or CS 1000S IP daughterboard	
CONFIRM			basic-4.50
	a...a	Confirm the typed in password	
CO_TYPE			ni2-21
		Central Office switch type. Prompted if IFC = NI2.	
	(STD)	100% compatible with Bellcore standard	
	ATT	AT&T 5ESS	
CRC	1-(10)-20	CRC threshold. Enter in units of 5 per cent.	cls-7
		CRC establishes the % of Cyclic Redundancy Code (CRC) errors detected in 15 minutes before an out-of-service threshold is enforced.	
		CRC = (# of packets retransmitted) ÷ (total # packets sent).	

Prompt	Response	Comment	Pack/Rel
CSQI	(20) - x	<p>Maximum number of call registers for CSL input queues. Where:</p> <p>x = 25% of NCR</p> <p>If AST is enabled, set CSQI equal to the larger value of the following:</p> <ul style="list-style-type: none"> • Number of ACD agents or AST sets to be controlled by the host computer, or • 50. <p>Note: These call registers are used for Command and Status Link applications such as Meridian Link.</p>	cls-7
CSQO	(20) - x	<p>Maximum number of call registers for CSL/AML output queues. Where:</p> <p>x = 25% of NCR</p> <p>If AST is enabled, set CSQO equal to the larger value of the following:</p> <ol style="list-style-type: none"> 1. Number of ACD agents or AST sets to be controlled by the host computer , or 2. 50. <p>Note: These call registers are used for Command and Status Link applications such as Meridian Link.</p>	cls-7
CTYP		Card Type (Input/output port card type)	msdl-18
	CPSI	Call Processor card (Option 81C)	
	DCHI	D-channel Interface card (limited to 15 for DPNSS)	
	DCIP	D-channel over IP	basic-4.00
	ESDI	Enhanced Serial Data Interface	
	ELAN	AML over Ethernet card	
	MGC	TTY on IPMG controlled by MGC	basic-5.00
	MGX	TTY on IPMG controlled by MG XPEC	basic-6.00
	MSDL	Multi-purpose Serial Data Link (for Downloadable D-channel on Small System)	
	MSPS	Misc./SDI/Peripheral Signaling card	

Prompt	Response	Comment	Pack/Rel
	PTY	Pseudo TTY (Option 81C)	
	SDI	Single port SDI card	
	SDI2	Dual-port SDI card	
	SDI4	Four-Port SDI card	
	SPDC	Single Port DCH card	
	SDI4	Four port SDI card	
	TMDI	D-channel configuration on TMDI (NTRB21) card	basic-24
	XSDI	SDI paddle board Note: CTYP may printout as being set as QSDI from previous software, but CTYP must be set to SDI4 when configuring data.	
CUST	xx	Customer number associated with this function (as defined in LD15)	lapw-16
	xxx	Customer to be accessible by way of PWnn. Enter the customer (0-99) and the associated Tenant numbers (entered at the TEN prompt) to have access with PWnn to overlays specified at prompt OVLA.	
	ALL	All customers and associated tenants have access with this password.	
	<CR>	No change to previous definitions. Precede with X to remove.	
CY45	(0)-31	Cycles LD 45 can be run whenever a fault is detected If any number from 1 to 31 is entered, that is the number of times LD 45 runs under fault conditions. If 0 is entered the system performs as before without limiting the number of LD 45 runs.	supp-16
DATA_CORRECT		Voice Mailbox Database Correction	vmba-19

Prompt	Response	Comment	Pack/Rel
	(OFF) ON	In enabled state, the Meridian Mail database is updated to match the Meridian 1 database when the database audit discovers a discrepancy.	
DCHI	0-15	D-channel Interface port number When adding a D-channel the MEM AVAIL data is output after this prompt indicating the channel has been added. You can therefore abort the program and save the changes without going to the REQ prompt. Precede with X to remove.	pri-12
DCHL	0-159	PRI loop number	pri-12
	0-159 1-126	PRI loop number and interface identifier for the DCH when IFC = D70 or CNTY = JAPN.	
	0- 159 (0)-3	PRI loop number and interface identifier for the DCH when IFC = TCNZ or CNTY = MSIA.	
	0-159 2-15	PRI loop number and interface identifier for all other interfaces	
	0 - 255	PRI loop number, systems with Fibre Network Fabric PRI card number.	fnf-25
	xx yyy	For Small System. Where: <ul style="list-style-type: none"> • xx = 1-9 11-19 21-29 31-39 41-49 For CS 1000S. Where: <ul style="list-style-type: none"> • xx = 11-14, 21-24, 31-34, 41-44 For Small System and CS 1000S. Where: <ul style="list-style-type: none"> • yyy = (0)-3, Small System PRI card number (D channel loop) and interface identifier for the DCH when IFC = TCNZ or CNTY = MSIA. • yyy = 1-126, Small System PRI loop number and interface identifier for the DCH when IFC = D70 or CNTY = JAPN. • yyy = 2-15, Small System PRI loop number and interface identifier for all other interfaces. 	basic-1

Prompt	Response	Comment	Pack/Rel
		<p>One DCH can support up to 16 PRIs, except for D70 and JAPN (9 PRIs) and TCNZ and MSIA (4 PRIs).</p> <p>Precede with X to remove.</p>	
DCUS	0-5	Maximum number of ACD-ADS customers	acdd-1
DDCS	0-159 xx	<p>Loop number for NT DPNSS/DASS hardware</p> <p>For Small System DPNSS PRI card number. Where xx is: 1-9 11-19 21-29 31-39 41-49</p> <p>For CS 1000S DPNSS PRI card number. Where xx is: 11-14, 21-24, 31-34, 41-44</p> <p>Precede with X to remove.</p>	<p>dpnss-16</p> <p>lse-25</p> <p>basic-1</p>
DENS	SDEN DDEN 4DEN	<p>Single ports on SDI card</p> <p>Double ports on SDI card</p> <p>Quad ports on SDI card</p>	basic-15
DES	d...d	<p>Designator</p> <p>DES is used to identify the link and can be up to 16 alphanumeric characters: 0-9, and upper case (A-Z) including spaces separating inputs. Characters * and # are not allowed.</p> <p>Spaces are removed by the system. For example: CAB 5 PORT 2 becomes CAB5PORT2. Use the underscore character (_) instead, for example: CAB_5_PORT_2.</p> <p>DES can be left blank or changed as required. If DES is already defined for a link, the system outputs the current name and re-prompts DES.</p> <p>Precede the existing DES with X to remove. Example: XCAB_5_PORT_2.</p>	msdl-18
DIDD	(0)-15	<p>DID Delete</p> <p>Number of leading digits to delete when receiving digits from DID trunk.</p>	isdn-16

Prompt	Response	Comment	Pack/Rel
DLOP	Ill dd ff	Digital Trunk Interface Loop or Loops. Where: Ill = 0-159 Ill = 1-9 11-19 21-29 31-39 41-49 Small System Ill = 0-255 systems with Fibre Network Fabric Ill = 11-14, 21-24, 31-34, 41-44 for CS 1000S Ill is 0-255 for CS 1000E system and no dd or ff dd = maximum number of simultaneous voice or data calls 0-(24) ff = frame format D2, D3, D4, or ESF The default for frame format ff is ESF if prompt MODE is set to PRI; D3 if MODE is set to DTI or LINK. Loop must be removed before a change to ff can be made. X to delete the loop.	dti-5 lse-25 fnf-25 basic-1
	L1 L2 Ln	Digital Trunk Interface Loop or Loops Loop numbers of the DTI Loops associated with this VAS. Loops must have previously been defined as MODE = LINK. Precede with X to remove.	
DNUM	0-15	Device number for I/O ports. All ports on the MSDL card share the same DNUM. The MSDL card address settings must match the DNUM value. For all other ports such as SDI, DCHI, etc., the device number is to match the port address switch settings. To configure a D-channel on an even number port the card type must be SPDC or MSDL.	msdl-18
DPNS	(NO) YES	Digital Private Network Signaling	dpnss-16
DRAT	(56K)	D-channel transmission Rate 56 kb/s when LCMT is AMI 64 kb/s clear. Allowed if LCMT = B8S for SL-1 to SL-1 only. Default for PRI2.	pri-12

Prompt	Response	Comment	Pack/Rel
	64KI	64 kb/s inverted HDLC, 64 kb/s restricted DRAT must match the far end. DRAT is not prompted when configuring the ISLD-channel because speed is controlled by the modem baud rate.	
DROL	30, 32, 33, 34, 35, 36, 37, 38, 40, 41, 43, 44, 45, 46, 51, 53, 60, 61	Daily Routine Overlays. Daily or midnight routine programs are run once a day at the time specified by prompt TODR. Programs 33, 45, 46 and 53 are not applicable to Small System.	basic-1
DTCS	1-159	Digital Trunk Channel Switches (Loop numbers for GPT hardware) Precede with X to remove. Not required for NT5K75AA. Prompted with Integrated Digital Access (IDA) package 122. DTCS does not apply to Small System.	supp-16
DTDT	NO TD EXT	Dial Tone Detector Test No DTD tests are required The DTD is to be tested against a tone from the TDS The DTD is to be tested against an external source	dtd-10
DTI2	0-159 N0-N159 0-255	2.0 Mb/s Digital Trunk Interface loop number 2.0 Mb/s Digital Trunk Interface phantom loop number. Precede loop number with an "N" to configure this loop as a phantom loop for trunks. DTI2 loop number, systems with Fibre Network Fabric	ipra-14 fnf-25

Prompt	Response	Comment	Pack/Rel
	1-9 11-19 21-29 31-39 41-49	Small System format for DTI2 loop number	lse-24
		Small System format for DTI2 phantom loop number. Precede loop number with an "N" to configure this loop as a phantom loop for trunks. On an Option 11C, a Phantom loop can be included between 1-9.	
	11-14, 21-24, 31-34, 41-44	For CS 1000S Precede any DTI2 entry with X to remove.	basic-1
DTIB	(35)-1000	Digital Trunk Input Buffers Required for IDA trunks. Prompted with Integrated Digital Access (IDA) package 122. Used with NT5K75AA DCHI operating in mode 0 or 1.	dass2-1 6
DTIC	0, 4, 8,...156 0, 4, 8,...254	Starting network loop slot for PRI/DTI card systems with Fibre Network Fabric On non-Network loops, enter return <CR> and ignore the SCH2035 message. Do not input loop numbers that take the system out of its bounds. Number must be even for all systems. Not prompted for Small System.	di-5 fnf-25
DTOB	(4)-100	Digital Trunk Output Buffers per Digital Trunk Signaling Link Required for IDA trunks. Prompted with Integrated Digital Access (IDA) package 122. Used with NT5K75AA DCHI operating in mode 0 or 1.	dass2-16
DTRB		Digitone Burst time in ms	

Prompt	Response	Comment	Pack/Rel
	(100)	100 ms bursts of DTMF with 100 ms interdigit pause	
	50	50 ms bursts of DTMF with 50 ms interdigit pause	
	60	60 ms bursts of DTMF with 90 ms interdigit pause	
	70	70 ms bursts of DTMF with 70 ms interdigit pause This determines the DTMF burst and interdigit pause for the Tone and Digit Switch or TDS. Burst time of 50 ms is used for the Fast TDS; 100 ms is used for the standard TDS. Burst time of 60 ms and 70 ms is used for international requirements.	
DUPX	(FULL)	Full Duplex mode Enter FULL if each end can simultaneously send and receive.	csl-7
	HALF	Half Duplex mode	
DUR5		CDR call duration with 0.5 second accuracy. DUR5 does not apply to CDR data link.	cdr-8
	(NO)	CDR call record output on TTY with 2.0 second duration accuracy.	
	YES	CDR call record output on TTY with 0.5 second duration accuracy for Japan. 0.5 second duration accuracy is available for outgoing trunks with answer supervision outside Japan.	
DYNAMIC_ELIN_TIMEOUT	5-(180)-1440	The period in minutes before a dynamic ELIN mapping is timed out.	basic-5.00
DYNAMIC_ELIN_REUSE	(YES) NO	Reuse the oldest ELIN or fall back to the Locator when all dynamic ELINs for an ERL are in use and another emergency call occurs.	basic-5.00

Prompt	Response	Comment	Pack/Rel
ELAN	x	<p>Application Module Link (AML) over Ethernet</p> <p>Associate Value Added Server ID (VSID) x with AML over Ethernet (ELAN subnet) x.</p> <p>The configured VSID of the ELAN subnet is used to distinguish the connection between the Meridian 1 and each application in a multiple application Ethernet environment. If the Nortel Symposium Call Center (NGCC) package 311 is not equipped, a maximum of 16 ELAN subnets can be configured and supported in the range of 16 to 31.</p>	nxcc-22
ENL	(YES) NO	<p>ENL error message for Small System</p> <p>DIS error message for Small System</p>	ains-16
ERRM	ERR BUG AUD	<p>Error Messages (prompted when USER = MTC)</p> <p>Error monitor-hardware</p> <p>Error monitor-software</p> <p>Software Audit</p> <p>The messages, if enabled here, are output on the maintenance port. Precede with X to remove.</p>	basic-1
ESCALA TE	0-(2)-127	<p>Alarm occurrence threshold (prior to escalating)</p> <p>This determines the number of times a major alarm may occur before it becomes critical. Entering 0 disables the alarm escalation. This applies to major alarms only.</p>	alarm-19

Prompt	Response	Comment	Pack/Rel
ESDI	YES NO	Enhanced Serial Data Interface Default is as previous if ADAN = CHG. The default is NO if ADAN = NEW and no ports on the card are configured, or if the other port is configured and is not ESDI. The default is YES if the other port is configured and is ESDI.	
EX_DM_UPDT_TIMEOUT	5-(15)-14400	External DM Update Timeout alarm delay if the External DM did not connect to the system to perform a location update or periodic audit. 0 = No alarm is generated.	basic-5.00
EXT0	x aaa bbb	Extenders for CPU 0 Not prompted for Small System. Identifies the types of extenders that connect the Central Processing Unit or CPU to the various Network shelves. Where: <ul style="list-style-type: none"> • x = Group number • aaa = extender type located on the CPU shelf • bbb = extender type located on the Network shelf Valid inputs: <ul style="list-style-type: none"> • x = 0-4 • aaa = NIL for ACB cables or passive Bus Extender on CPU shelf 0. • aaa = SBE for Segmented Bus Extender on CPU shelf 0 cabled to Network shelf 3PE or Network shelf backplane connectors ACB. • bbb = NIL if Network shelf not equipped. • bbb = 3PE for 3 Port Extender on a Network shelf cabled to a SBE on CPU shelf 0, or 	basic-19

Prompt	Response	Comment	Pack/Rel
		cabled to CPU shelf 0 backplane connectors ACB. Note: bbb must be 3PE for core side 0 for Network Capacity Expansion	fnf-25
EXT1	x aaa bbb	Extenders for CPU 1 Identifies the types of extenders that connect the Central Processing Unit or CPU to the various network shelves. Where: <ul style="list-style-type: none"> • x = Group number • aaa = extender type located on the CPU shelf • bbb = extender type located on the Network shelf Valid inputs: <ul style="list-style-type: none"> • x = 0-4 • aaa = NIL for ACB cables or passive Bus Extender on CPU shelf 1 • aaa = SBE for Segmented Bus Extender on CPU shelf 1 cabled to Network shelf 3PE or Network shelf backplane connectors ACB. • bbb = NIL if Network shelf not equipped. • bbb = 3PE for 3 Port Extender on a Network shelf cabled to a SBE on CPU shelf 1, or cabled to CPU shelf 1 backplane connectors ACB. EXT1 is not prompted for SmallSystems. Note: bbb must be 3PE for core side 1 for Network Capacity Expansion	basic-19
E_FILTE R	NEW	Add an Exception Filter entry.	alarm-19
	CHG	Change an Exception Filter entry.	

Prompt	Response	Comment	Pack/Rel
	OUT	Remove an Exception Filter entry. This is reprompted for subsequent exception filters. Up to 50 Exception Filters can be configured. Entering <CR> to complete exception filter entries. Precede with X to remove.	
FCDR	(OLD)	Format for Call Detail Recording OLD format Information field location varies according to which features are equipped.	fcd-20
	NEW	NEW CDR format. Information field locations are fixed. Prompted when New Format CDR (FCDR) package 234 is equipped.	
FLOW	(NO) YES	Flow control capability This prompt appears for Options: 51C, 61C, and 81C. For Small System, FLOW is not prompted when TTY_TYPE = LSL.	csl-7
FLOW_TYPE		Flow control type for Small System. FLOW_TYPE is prompted when TTY_TYPE = LSL. Note: This prompt is blocked for co-resident Call Server applications (Call Server and Signaling Server applications co-located on a CP PM server). Serial port configuration is controlled from the Linux Base layer. The prompt displays the current FLOW_TYPE configuration on the system. For example, FLOW_TYPE NONE .	basic-22
	NONE	No flow control	
	XON	XON/XOFF flow control	
	MAIL	Mail style flow control protocol	
	HWR	Hardware flow control protocol	

Prompt	Response	Comment	Pack/Rel
		FLOW_TYPE must be MAIL for the LSL used for Meridian Mail administration / maintenance access. When TTY_TYPE = LSL and CARD = 0, only NONE and XON are valid responses.	
FLTA	(NO) YES	Failed Log In Threshold Alarm	supp-18
		Activate minor alarm in the event of FLTH being reached. Prompted with International Supplementary Features (SUPP) package 131.	
FLTH	0-(3)-9	Number of times a user has to attempt a login before the account is locked out. 0 means never lock out the accounts. Prompted for PWD2 users.	lapw-16
FMT_OUTPUT		Alarm Filters Formatted printing	alarm-19
	(OFF)	This prompt disables formatting for the alarm/exception output.	
	ON	This prompt enables formatting for the alarm/exception output.	
	<CR>	Retains the current formatting status.	
FPC	(NO) YES	Allow or deny Force Password Change	basic-4.00
		Note: Do Not set the FPC to YES until the system security manager is ready to change the default passwords. This prompt can be used by the system security manager to change all four system passwords. The Response is not retained in the database.	
FR44	(1) - 4	Multiplication factor, frequency of Overlay 44 running in background less than other background overlay.	
FRPT	(NEFR)	Access to incoming calls by FRE station denied	basic-1

Prompt	Response	Comment	Pack/Rel
	OLFR	Access to incoming calls by FRE station allowed If FRPT = OLFR, then a FRE station can do Ringing Number Pickup, Night Answer and receive modified calls.	
FTYP	(3)	3.5 inch high density floppy type	basic-20
	3S	3.5 inch super density floppy type	
	5	5.25 inch floppy type Prompted if ADAN = FDK or HDK. Not prompted for Small System.	
FUNC		MSDL card Function. This prompt is used when applying the MSDL card to the SDI application.	msdl-19
	ABD	Autobaud	
	FCL	Flow Control (XON/XOFF handling)	
	MOD	Modem support	
	LME	Line Mode Editing	
	SCN	Character Screening Precede with X to delete.	
GRP	0-4	Network Group number (Option 81C) Group numbers cannot be changed until the I/O devices associated with that group are disabled. The option 61C supports 1 network group (0). Option 81C supports up to 8 network groups (0-7). For Option 81C: Port 0 of the CNI card in slot 8 in the NT6D60 Core Module must be configured as "group 5." This configuration is not equivalent to a network switching group (groups 0-4). "Group 5" extends the inter-processor section to the	81-19

Prompt	Response	Comment	Pack/Rel
	0-7	interface bus, within the Core Module, through the CNI card in slot 8 and the 3PE card in slot 7. systems with Fibre Network Fabric	fnf-25
HOST	(NO) YES	Enable HOST mode Log In for password PWnn. When a HOST user logs in, the outputs defined for the port are only output to that port. For example, two ports are defined by prompt USER to output BUG and SCH messages. When a HOST user logs in to one of these ports, the other port does not output BUG and SCH messages until the HOST user logs out. This removes the restriction that ports with the same output must operate at the speed of the slowest port. This feature is primarily used by applications such as Meridian Manager.	lapw-17
HPIB	16-1000 96-7500	High-Priority Input Buffers High-Priority Input Buffers for System Options 51C, 61C, and 81C. Recommended for attendant consoles and DID/TIE trunks. High priority line or trunk cards are placed in slot 1 and assigned have CLS = HPR in LD 10, 11, 12 or 14. Superloops do not require any line or trunk cards assigned as high priority. Refer to Appendix 553-2201-151.	basic-19
HRLR	(0)-8, 32-40		

Prompt	Response	Comment	Pack/Rel
		Handsfree Receive objective Loudness Rating	hfdl-20
		The HRLR value is downloaded to Meridian Modular telephones after sysload, except when performing a parallel reload. Refer to <i>Transmission Parameters</i> (553-3001-182) before adjusting this value.	
		The default is 0. The number entered in this field corresponds to an offset value. The offsets and their corresponding values are provided on “HRLR / HTLR Offsets and Values” (page 523)	
HTLR	(0)-11, 32-54	Handsfree Transmit Objective Loudness Rating	hfdl-20
		The HTLR value is downloaded to Meridian Modular telephones after sysload, except when performing a parallel reload. Refer to <i>Transmission Parameters</i> (553-3001-182) before adjusting this value.	
		The default is 0. The number entered in this field corresponds to an offset value. The offsets and their corresponding values are provided on “HRLR / HTLR Offsets and Values” (page 523)	
IADR	0-(3)-255	Individual Address for the data-link level HDLC protocol.	cls-7
		The IADR and RADR prompts must be coordinated with the far end. If IADR is defined as 3, then RADR must be 1.	
ICON	(NO) YES	M3900 Full Icon Support Where: (NO) = feature disabled YES = feature enabled	ICON-PACKAGE 3.0
IDLE_DISP_CHAR	xx c/hh		

Prompt	Response	Comment	Pack/Rel
		<p>Change customized text string character by character, where xx (01 to 24) is the position of the character in the customized text string. Prompted if the Electronic Brandlining ISM parameter is set to Terminal Text Broadcast (EBLN ISM value of 2).</p> <p>The IDLE_DISP_CHAR prompt is only prompted if SUPPORTED_TEXT_ONLY = NO and is re-prompted until a <CR> is entered or xx = 24th character has been entered, thus allowing additional characters to be entered. Where:</p> <p>c = one supported character. hh = 2 hexadecimal digits (0-9, A-F, a-f) representing a supported character.</p>	basic-23
IDLE_DISP_STRING	aaaa	<p>Enter customized text string by text string input. A maximum of 24 characters are accepted and validated. Enter <CR> for a blank Electronic Brandlining display. Prompted if the Electronic Brandlining ISM parameter is set to Terminal Text Broadcast (EBLN ISM value of 2).</p>	basic-23
IDLE_SET_DISPLAY	aaaa	<p>IDLE_DISP_STRING entered customized text string "aaaa" is shown. This is information only. This information is shown under three scenarios:</p> <ul style="list-style-type: none"> • to show the current EBLN Terminal Text Broadcast customized text string before the MODIFY prompt to let the user decide if a change is required. • To show the customized text string entered in response to the IDLE_DISP_STRING prompt for confirmation with the following OK prompt. • To show the customized text string entered in response to the IDLE_DISP_CHAR prompt (s) for confirmation with the following OK prompt. 	basic-23

Prompt	Response	Comment	Pack/Rel
		Prompted if the Electronic Brandlining ISM parameter is set to Terminal Text Broadcast (EBLN ISM value of 2).	
IDLP	0-158	IND DTI Loop DTI loop number used for IND CSL loop. See DLOP prompt.	csi-7
	xx	Defines DTI card number used for IND CSL, Small System	
	0-255	DTI loop number used for IND CSL loop, systems with Fibre Network Fabric	fnf-25
IFC		Interface type for D-channel. Note that when USR = ISLD or SHA, the interface is automatically entered as SL1.	pri-17
	(D100)	Meridian DMS-100	
	1TR6	1 TR 6 for Germany	
	APAC	Asia-Pacific ISDN interface for Australian BRI UIPE PRI, China, Hong Kong, Indonesia, Japan BRI UIPE PRI, Malaysia, Singapore & Thailand	
	AXEA	Ericsson AXE-10 for Australia	
	AXES	Ericsson AXE-10 for Sweden	
	D250	Interface to Meridian DMS-250	
	D70	Interface to Japan D70	
	EGF4	Q Reference Signalling Point interface	qsig gf-24
	E403	EuroISDN interface for ETS 300 403	euro-24
	ESGF	ESIG interface with GF platform (allowed if QSIG and QSIGGF packages are both equipped)	
	ESIG	ETSI Q reference signalling point (QSIG) Interface ID. Allowed only if the new D-channel is configured on the MSDL card. Interface to AT&T ESS#4 AT&T ESS#5	
		If IFC = EURO, the MOV command (REQ = MOV) may only be used to move an MSDL card to another MSDL card. For example, when IFC = EURO, an MSDL card cannot be moved to a DCHI card.	

Prompt	Response	Comment	Pack/Rel
	ESS4	Interface to AT&T ESS#4	
	ESS5	AT&T ESS#5	
	EURO	EuroISDN interface If IFC = EURO, the MOV command (REQ = MOV) may only be used to move an MSDL card to another MSDL card. For example, when IFC = EURO, an MSDL card cannot be moved to a DCHI card.	
	ISGF	ISIG interface with GF platform (allowed if QSIG and QSIGGF packages are both equipped)	
	ISIG	ISO Q reference signalling point (QSIG) Interface ID. Allowed only if the new D channel is configured on the MSDL card.	
	JTTC	Interface ID for JAPAN TTC; This input is only valid if the new D-channel is configured on the MSDL card	jttc- 23
	NI2	NI-2 TR-1268 interface type	
	NUME	Numeris for France	
	S100	Meridian SL-100	
	SL1	Meridian SL-1	
	SS12	SYS-12 for Norway	
	SWIS	SwissNet	
	TCNZ	Telecom New Zealand (NEAX-61)	
INC_T306	0-(2)-240	Variable timer for received disconnect message on incoming calls, allowing in-band tone to be heard when sent by the network (entered in 2 second increments). The network stops sending tone after this timer expires. Default values for this timer include: 30 for China, Indonesia, Japan, Malaysia, Hong Kong, Singapore, New Zealand, and Thailand.	ddsp-20

Prompt	Response	Comment	Pack/Rel
		60 seconds for Australia PRI.	
		Note: Message PWD GLOBAL SETTINGS SAVED displayed when any changes made to the Password Gate Opener prompts and indicates to the user that the changes have been saved in protected memory. Ending the program with **** or ** do not reset the changes.	
INTL	1-12	Interval Time interval for checking Meridian Link for overload in five second increments	iap3p-12
		This is the interval for counting the number of messages on a Meridian Link. See prompt MCNT.	
IPIE	(NO) YES	Allow or deny Enhanced Unsolicited Status Message (USM) Information Elements (IE).	basic-4.00
IPMG	supl sh	The IPMG on which the TTY is being configured. Enter the superloop and shelf of the IPMG. sl is the superloop number for the IPMG and is in the range: 0 - 252 and sh is the shelf number and is: 0 or 1 There is no default value for IPMG.	basic-5.00
ISDN_MCNT			qsig-22
	60-(300)-350	Layer 3 call control message count per 5 second time interval.	
ISLM	1-382	Integrated Services Signaling Link Maximum. Maximum number of ISL trunks controlled by the D-channel. There is no default value.	isl-12
	(4000)	The maximum number of ISL trunks controlled by the D-channel. Note: ISLM prompt is hidden for D-Channel on IP and would be defaulted to 4000	basic-4.00

Prompt	Response	Comment	Pack/Rel
JDMI	0-159	Japan Digital Multiplexer Interface loop number	jdtn-14
	0-255	JDMI loop number, systems with Fibre Network Fabric Precede with X to remove. Not for Small System.	fnf-25
K	1-(7)-32	Maximum number of outstanding frames This value can be the same for the Meridian 1 (near-end) and the host processor (far-end). Where: <ul style="list-style-type: none"> • 7 = recommended value for AUX applications • 2 = recommended value for CCITT 	cls-7
LANGUAGE			sta-19
	ENGLISH	Language supported on STA	
LAPD	(NO) YES	Link Access Protocol for D-channel Change LAPD parameters.	pri-12
LAPW	0-99	Enter Limited Access to Overlays Password number to be created, modified or deleted.	lapw-16
	<CR>	No more password changes Precede with X to remove. LAPW is reprompted after the OPT prompt, thus allowing multiple Limited Access to Overlays Password users to be created. If the overlay is exited after the OPT prompt the LAPW information is saved. If the overlay is exited before the OPT prompt, the information is not saved.	
LCMT	(B8S)	B8ZS Line Coding Method	pri-19
	AMI	Alternate Mark Inversion, B7 Line Coding Method The default is B8ZS when the frame format is ESF. When the frame format is D2, D3, or D4, the default is AMI.	

Prompt	Response	Comment	Pack/Rel
LCTL	(NO) YES	Change Link Control system parameters	cls-7
LEVL	(INST)	Access Level for Set Based Administration password Installer.	adminset-21
	ADMN	Access Level for Set Based Administration password Administrator	
LIS	(NONE)	The Location Information Service to use: NONE	basic-5.00
	INT SUB	INTernal SUBnet LIS	
	EXT DM	EXTernal DM. SUBNET LIS or EXTERNAL DM can only be selected if the corresponding packages are unrestricted.	
LLID	(NO) YES	Last Log In Identification Identification display of last Log In and failed Log In attempts message allowed. Prompted with International Supplementary Features (SUPP) package 131.	supp-18
LNAME_OPTION	(NO) YES	Require Log In name for password access If the option is changed to YES, each password currently in the system is given a default name which is used until new names are assigned. The default names applied to the passwords are: <ul style="list-style-type: none"> • ADMIN1 is applied to the current PWD1 • ADMIN2 is applied to the current PWD2 • USER0 is applied to the current Password 00 • USER1 is applied to the current Password 01 • (and so on to USER 99) 	lapw-19

Prompt	Response	Comment	Pack/Rel
		<p>The following message is output before reprompting REQ: DEFAULT LOGIN NAMES SAVED.</p> <p>To login to the system with the LNAME_OPTION enabled, use: LOGIN ADMIN2 <CR> PASS (prompted by the system)</p> <p>Enter the current second level administration password.</p> <p>If the option is changed from YES to NO, random passwords are assigned by the system to ensure no password duplication. The default password for PWD2 is output to the terminal when this option is disabled. The following message is output:</p> <p>WARNING: PASSWORDS is CHANGED TO DEFAULT VALUES.</p> <p>OK? (Y/N)</p> <p>If Y is entered, the following appears:</p> <p>DEFAULT PASSWORDS SAVED</p> <p>PWD2 = <pwd2 password></p> <p>Note that entering YES forces the user to define passwords. If NO is entered, Log In name may still be entered, but is not required.</p> <p>To find the other default passwords assigned by the system, Load Overlay 22 and print PWD.</p> <p>With Multi-user Log In enabled, it is possible for more than one user to be logged in with the same name/password combination. However, no two Log In names can have the same password associated with them.</p>	

Prompt	Response	Comment	Pack/Rel
LOCK	0 -(60)-270	<p>Lockout time, prompted for PWD1 and PWD2 users.</p> <p>The time, in minutes, that a port is locked out when the Failed Log In Threshold or FLTH has been exceeded.</p> <p>Messages of the lockout are displayed on maintenance terminals and supervisory stations.</p>	lapw-16
LOGIN_NAME	aaa aaaa	<p>Log In name for password access</p> <p>When LNAME_OPTION is YES, the names must be associated with each Log In password. This can be up to 11 alphanumeric characters (0-9, A-Z, a-z).</p>	lapw-19
LOUT	1-(20)-1440	<p>Logout, Inactive Session Logout Time</p> <p>The number of minutes after which the system logs out if no information has been exchanged. Prompted with International Supplementary Features (SUPP) package 131.</p>	supp-18
LPIB	96-7000 96-1000	<p>Low-Priority Input Buffers for Large systems Low-Priority Input Buffers for Small systems.</p> <p>Most stations and trunks are defined as low priority. See prompt HPIB. Refer to the <i>Memory Calculations Appendix</i> in the <i>Planning and Engineering</i> NTPs.</p>	basic-19
LPWD	aaaa	Enter current LAPW password to change user password.	lapw-16

Prompt	Response	Comment	Pack/Rel
	<CR>	Leave Log In password unchanged This prompt appears only for LAPW users logged in with a LAPW password. This prompt is used by Limited Access to Overlay users to change their password.	
LTHR	(NO) YES	Link Threshold Change link performance thresholds for ESDI only.	cls-7
MANU	(PMS1) PMS2 PMS3	Standard PMS interface Requires <CR> HOD to recognize input message Updated RMS message is followed by the old RMS when a room DN checks IN or OUT.	pmsi-19
MARP	(YES) NO	Multiple Appearance Redirection Prime feature allowed.	marp-18
MAT	(NO) YES	Enable MAT 5.0 Log In for password PWnn Mat 5.0 users can remote log in from a PC to perform Alarm Management and Maintenance operations through a graphical interface. PWD1 and PWD2 users always have MAT 5.0 access.	mat-22
MAT_READ_ONLY	(NO) YES	Do not restrict MAT 5.0 write access for password PWnn Restrict MAT 5.0 write access for password PWnn Read only provides MAT 5.0 users access to Alarm Management and Equipment View windows. However, read only users cannot clear or acknowledge alarms, and can only perform status commands. PWD1 and PWD2 users always have MAT 5.0 write access.	mat-22

Prompt	Response	Comment	Pack/Rel
MBGA	(NO)	Multilocation Business Group, for tenant, messages are allowed to be sent on this D-channel.	isdn-16
	YES	Multilocation Business Group, for tenant, messages are allowed to be sent on this D-channel.	
MCNT	10-9999	Message Count Threshold	iap3p-12
		Threshold for number of Meridian Link messages per time interval. The recommended setting is 400. With INTL = 4 and MCNT = 400, the maximum flow is 20 messages per second.	
MFSD	0, 2, 4...158	Multifrequency Sender loop. Use even-numbered loops for Multifrequency Sender.	basic-1
	1-9	Small System Precede with X to remove.	
	0, 2, 4... 254	Multifrequency Sender loop, systems with Fibre Network Fabric	fnf-25
MG_CARD			IPMG 403
	supl sh card	Physical MGC card for the digital loop association to the IPMG. The format is superloop shelf card.	
MGCONF			basic-5.00
	aaa bbb ccc ddd	Allow configuring up to 4 Media Gateway conference loops simultaneously. a b c d = 0 - 255 X to delete the loop.	

Prompt	Response	Comment	Pack/Rel
MGCR	0-NCR	Maximum number of call registers used by AUX messaging. MGCR is associated with the NCR prompt. It is the maximum number of call registers that can be queued for use by AUX messaging before extra processing time is allocated to handle them.	basic-1
MGTDS	aaa bbb	Allow configuring 2 Media Gateway TDS loops simultaneously. Where a b = 0 - 255 X to delete the loop	basic-5.00
MID_SCPU	(NO) YES	Midnight Switch Cores Allow or deny Midnight Switch Core, where: Deny causes the system to perform the 3PE test during the Midnight routine instead of switching CPUs. Allow causes the system to switch CPUs during the Midnight routine instead of performing the 3PE test. Note: Applicable to CPP systems only.	basic-3.0
MLDN	(NO) YES	Multiple Loop DN. MLDN allows multiple appearance DNs to be on different loops.	basic-1
MODE	LINK PRI TRK	Mode of operation Digital Link mode (Not supported for Small System) Primary Rate Interface mode Digital Trunk mode	dti-8
MODIFY	(NO) YES	Change Electronic Brandlining Terminal Text Broadcast configuration. Prompted if the Electronic Brandlining ISM parameter is set to Terminal Text Broadcast (EBLN ISM value of 2).	basic-23

Prompt	Response	Comment	Pack/Rel
MPED	(SD)	Single (Maximum Peripheral Equipment Density)	basic-7
	DD	Double (Maximum Peripheral Equipment Density)	
	4D	Quadruple (Maximum Peripheral Equipment Density)	
	8D	Octal (Maximum Peripheral Equipment Density) Set to 8D for superloops. See LD 97. For Small System, MPED = 8D in the default data and must remain at this value for the peripherals to work.	
MQC_FEAT		MCDN QSIG Feature type Prompted if RCAP = MQC Precede MQC Feature type with X to remove	meet-24
	NAS	MCDN NAS functionalities are supported over QSIG	
	NACD	MCDN NACD functionalities are supported over QSIG	
	NMS	MCDN NMS - MC functionalities are supported over QSIG	
MSCL	(0)-8190	Maximum number of Speed Call Lists that can be defined on the system	optf-13
MSDT	0-159	Main Synchronization DTSL. Enter number of DTSL used for main synchronization. Prompted if SYNM = 1, 2 or 4.	supp-16
MSEC	[ON]	Enable the Media Security feature for the system with the end device security CLS set to MSNV (Never) unless the CLS for the TNs is MSSD	basic-5.00

Prompt	Response	Comment	Pack/Rel
	OFF	Disable the Media Security. The device level settings do not be effective when this option is set for the system.	
MSSD	[MSNV], MSBT	Media Security Security System Default for TNs configured in LD11. This parameter has a default value of MSNV or "Never". The administrator can choose to change this setting to MSBT or "Best Effort". Changing this parameter affects all TNs that have the CLS MSSD.	basic-5.00
MTRO	(MR) PPM	Message Registration Periodic Pulse Metering	mr-20
MULTI_USER			multi-19
	(OFF) ON	Multi-User Log In	
MWIF	(STD) ISDM	Message Waiting Interface Standard Message Waiting Interface Plessey ISDX switch with remote message notification capability	samm-20
MWTO	(15) - 30	Message Waiting Time-out timer in seconds. This prompt is only printed if the RCAP is set to either QMWI or QMWO. The value entered is the duration of a timer started when a SETUP message is sent to set up a connection-oriented, call-independent connection for MWI transport. The timer is stopped on receipt of a CALL PROCEEDING message.	qsig ss-25.4
MWRT	0 - (2) - 15	Message Waiting Retry Timer. This prompt is only printed if the RCAP is set to either QMWI or QMWO. The value entered is the number of re-tries to be effected after a SETUP timeout.	qsig ss-25.4
N1	32, 64, 128, (512)		csl-7

Prompt	Response	Comment	Pack/Rel
		Maximum Number of octets per HDLC information frame. An entry of 128 or 512 is recommended for ELAN subnets.	
N2	4-(8)-16	Maximum Number of retransmissions in steps of 1.	pri-12
N200	1-(3)-8	Maximum Number of retransmissions	pri-12
N201	4-(260)	Maximum Number of octets in information element	pri-12
N2X4	0-(10)-20	Maximum Number of status inquires when remote is busy (N2X2 only applies to 1TR6)	ovlp-16
NASA	(NO) YES	Network Attendant Service not allowed Network Attendant Service allowed Network Attendant Service signaling messages are sent on this D-channel.	nas-20
NCPU	1-(2)	Number of CPUs This value is normally programmed at the factory.	basic-18
NCR	xx	Number of Call Registers, range depends on system type. Where: <ul style="list-style-type: none"> • xx = 26-2047 for System Option 51C • xx = 26-20000 for System Option 81C The maximum number of call registers can be limited by the amount of system memory. In this case the number of call registers is the amount of protected memory available divided by the number of words per call register. Refer to the Communication Server 1000M and Meridian 1: Large System Planning and Engineering (553-3021-120) for memory calculations.	basic-19

Prompt	Response	Comment	Pack/Rel
NDCH	0 - 63	Move the primary D-Channel to this logical number. The ADAN MOV command is supported for D-channels.	pri-18
NDIS	(20)-255	Number of Display messages for the Background Terminal (BGD). The NDIS entry determines the queue length for display messages for the BGD application.	bgd-10
NDRG	(NO) YES	New Distinctive Ringing Prompted if Distinctive Ringing (DRNG) package 74 equipped, and if packages ATVN 68, FTC 125 and JTDS 171 are turned off.	drng-10
NKEY	[31]	The number of packets that can be secured by the same master key (2^n is the number of packets, 2^{31} by default). Current default is the maximum allowed by SRTP for SRTCP packets. Valid range for user is 1-31 (0 is ignored and mapped to the default of 31).	basic-5.00
NLPW	X...X <CR>	New Limited Access to Overlay log on password for the user Leave Log In password unchanged Length is 4-16 characters with Limited Access to Overlays (LAPW) package 164. Valid characters are 0-9, A-Z and a-z.	lapw-16
NORTEL_BRAND	(YES) NO	"NORTEL" Electronic Brandlining display option. Prompted only if the EBLN ISM parameter value is set to "0" or "1". Show the "NORTEL" Electronic brandline. Show a blank brandline along with the Time and Date on an idle MDT set.	basic-23
NPW1	x...x <CR>	New Password 1(PWD1 Log In password) No change	basic-1

Prompt	Response	Comment	Pack/Rel
		Valid characters are 0-9, A-Z and a-z. Length is 4-16 characters with Limited Access to Overlays (LAPW) package 164. Without the LAPW package, the password requires 4 hexadecimal digits (0-9, A-F).	
NPW2	x...x <CR>	New Password 2 (PWD2) No change Valid characters are 0-9, A-Z and a-z. Length is 4-16 characters with Limited Access to Overlays (LAPW) package 164. Without the LAPW package, the password requires 4 hexadecimal digits (0-9, A-F).	basic-1
NUMD	1- (2)	Number of floppy disk drives Prompted if ADAN = FDK or HDK. Not prompted for Small System.	basic-15
OCAC	(NO) YES	Support the Original Carrier Access Code format The expanded CAC format is automatically supported. OCAC can be set to YES before and during the interim period. If OCAC is not set properly, Equal Access screening do not function.	fcc-20
OK	(YES) NO	Confirm validated Terminal Text Broadcast customized text string "aaaa" entered at the IDLE_DISP_STRING or at the IDLE_DISP_CHAR prompts. Prompted if the Electronic Brandlining ISM parameter is set to Terminal Text Broadcast (EBLN ISM value of 2). Keep the new text sting. Re-enter a new text string.	basic-23
OPT	(CFPA) CFPD	Options for password PWnn. Multiple entries must be separated by a space. Configuration Prompts Allowed Configuration Prompts Denied CFPD allows access to prompts LPWD and NLPW to change one's own password.	lapw-16

Prompt	Response	Comment	Pack/Rel
	(DTD)	Deny DN-TN correspondence (administrator access only)	adminset-2 1
	DTA	Allow DN-TN correspondence (administrator access only)	
	(FEAD)	Deny Change Set Features (administrator & installer access)	adminset-21
	FEAA	Allow Change Set Features (administrator & installer access)	
	(FORCD)	Deny the Force command	multi-19
	FORCA	Allow the Force command	
	(LLCD)	Line Load Control Denied	lapw-16
	LLCA	Line Load Control Allowed Access to Line Load Control commands in LD 2.	
	(LOSD)	Loss Plan Customization Denied	xpe-20
	LOSA	Loss Plan Customization Allowed	
	(MOND)	Deny the Monitor command	multi-19
	MONA	Allow the Monitor command	
	(NAMD)	Deny Change CPND Names (administrator and installer access)	adminset-21
	NAMA	Allow Change CPND Names (administrator and installer access)	
	(PROD)	Print Only Denied	lapw-16
	PROA	Print Only Allowed Restricts overlay access to printing functions only.	
	(PSCA)	Printing of Speed Call lists Allowed	lapw-16
	PSCD	Printing of Speed Call lists Denied	

Prompt	Response	Comment	Pack/Rel
		Printing Speed Call lists can be allowed even though the overlay is restricted for all other functions.	
	(RDBD)	Access to Resident Debug Denied	lapw-15
	RDBA	Access to Resident Debug Allowed Access to Resident Debug (denied) allowed Must have International Supplementary Features (SUPP) package 131.	
	(TADD)	Deny Set Time and Date (administrator and installer access)	adminset-21
	TADA	Allow Set Time and Date (administrator and installer access)	
	(TOLD)	Deny Change Toll Restrictions (administrator and installer access)	adminset-21
	TOLA	Allow Change Toll Restrictions (administrator and installer access)	
	(TRKD)	Deny Change Trunks (Opt 11E administrator access only)	adminset-21
	TRKA	Allow Change Trunks (Opt 11E administrator access only) Note: Message PWD ACCOUNT SETTINGS SAVED displayed when user input information is complete. Once complete the user information is saved to protected memory. Ending the program with **** or ** abort do not reset the changes.	basic-4.50
ORUR	1-(5)-255	Overrun/Underruns out-of-service threshold Enter in units of 1, the number of overrun/underrun in 15 minutes before an out-of-service is enforced.	basic-1
OTBF	1-(32)-127	Output request buffers	pri-12
OUT_T306			ddsp-20

Prompt	Response	Comment	Pack/Rel
	0-(30)-240	Variable timer for received disconnect message on outgoing calls, allowing in-band tone to be heard when sent by the network. The network stops sending tone after this timer expires. Default values for this timer include: 30 for China, Indonesia, Japan, Malaysia, Hong Kong, Singapore, New Zealand, and Thailand. 60 seconds for Australia PRI.	
OVLA		List of Overlay programs from 1 to 99 to be accessible by way of password PWnn	lapw-16
	1-99	Overlay number	
	ALL	To allow access to all overlays	
	XALL	To deny access to all overlays	
	<CR>	No change to previous definitions Multiple entries must be separated by a space and the last entry must be followed by a carriage return. Precede with X to remove.	
OVLR	(NO) YES	Overlap Receiving	ovlp-15
OVLS	(NO) YES	Overlap Sending	ovlp-15
OVLT	(0)-8	Overlap Timer (in seconds) This timer controls the interval between the sending of INFORMATION messages.	ovlp-15
OVLY	(NO) YES	Overlay	basic-1
PASSWORD			basic-4.50
	a...a	Sets or accepts the users password. Acceptable Characters are 0-9, A-Z, a-z, ! % \$ % ^ & () _ - + = { } : ; " ' < , > . ? / . Note: Note: Spaces ~ ' * @ [] and # are not supported in passwords.	
PARM	(NO) YES	Gate opener for System Parameters.	
	R232/R422 DCE/DTE		msdl-18

Prompt	Response	Comment	Pack/Rel
		Parameters for Interface and transmission mode, prompted for MSDL ports.	
		The RS-422 parameters are established with switch settings on the MSDL card. This prompt is used to verify those settings prior to enabling the card.	
		RS-232 parameters are set both on the card and at this prompt. Both values must be entered even if only one of them is being changed. For example "R232 DCE."	
		Default for AML is R232 DCE. Default for D-channels is R422 DTE.	
PARY		Parity type. Prompted for asynchronous ESDI ports.	basic-19
		For Small System, PARY is not prompted for CARD 0 PORT 0 or when TTY_TYPE = PTY.	
		Note: This prompt is blocked for co-resident Call Server applications (Call Server and Signaling Server applications co-located on a CP PM server). Serial port configuration is controlled from the Linux Base layer. The prompt displays the current PARY configuration on the system. For example, PARY NONE .	
	(NONE)	No parity bit	
	ODD	Odd parity bit	
	EVEN	Even parity bit	
		Default parity type for all three remote TTYs on a IPMG is NONE.	
PBXH	0-23	Hour to perform Message Waiting lamp maintenance	mwc-15
	X	X = No test to be performed.	
PCDR	(NO) YES	Priority to CDR YES gives CDR priority over call processing.	cdr-1

Prompt	Response	Comment	Pack/Rel
PCML	(MU) A	Pulse Code Modulation companding Law for the system ?-Law (use ?-Law for North America) A-Law. This takes precedence over the response to the INTN prompt in Overlay 97 for Small System DTI/PRI.	basic-1
PDCH	0-63	Primary D-channel associated with a backup D-channel Both D-channels must be on the same card type that is DCHI or MSDL. Prompted if ADAN = BDCH	msdl-18
PDT	(NO) PDT1/PDT2	PDT access. This prompt is available only when adding or modifying LAPW, Level 1 (PWD1) and Level 2 (PWD2) users.	basic-5.00
PINX_CUST	0-99	This customer number is used for the DN address translation associated with call independent connection messages received on this D-channel. Prompted when IFC = ISGF or ESGF.	qsig-22
PMCR	5 - 1023	Number of call registers used for PMSI. Minimum number of call registers to be configured is 5 Maximum is lesser of either 1023 or 25 percent of the total system call registers For example, if you enter 65, but 25 percent of the system total is 45, the number entered by the system is 45.	pms-19
PMIN	(NO) YES	Minor alarm when the PMSI link is not responding. This is not prompted if XTMR = 0. When this prompt is Yes, the attendants minor alarm is activated when the PMSI link does not respond. Note that when the link responds again, the alarm is not cleared.	pms-19

Prompt	Response	Comment	Pack/Rel
PMSI	(NO) YES	Modify Property Management Systems parameters This is prompted is Property Management Systems Interface (PMSI) is enabled.	pms-19
PORT	PORT	<i>Port number for MSDL cards, Option 81C I/O devices, or PMSI ports:</i>	basic-19
	0-1	Port number for the CP card	
	0-3	Port number for the MSDL card	
	0-7	Port number for Pseudo TTYs	
	0-15	This prompt appears for Property Management Systems Interface (PMSI) port configuration. Prompted only when CTYP = MSDL (Multi-purpose Serial Data Link), CPSI (Option 81C CP card), or PTY (Option 81C Pseudo TTY). <i>Port number for Option11 systems:</i>	
	0-1	Small System TDS/DTR Port number	
	0-2	Small System System Core port number. Port 0 is configured on System Core but cannot be modified.	
	0-2	Small System, prompted for CAB 1-4 if CAB_TYPE = IP	sipe-25
	0-3	Small System DCHI/SDI Port number or Small System pseudo TTY port number For Small System: 1. Expansion cabinets only support one TTY port which is on the Fiber Receiver Card. When CAB = 1 or 2, PORT is not prompted. 2. The maximum number of pseudo TTY supported is 4. 3. For TTY_TYPE = LSL, Card 0 Port 0 is not allowed.	
	1, 3	DCHI Port number If D-channel is on PRI/PRI2 card, the valid Port number is 1. If D-channel is on NTAK02 card, Ports 1 and 3 are valid.	
	0, 1 or 2	SDI port number on the MGC . There is no default port number.	basic-5.00

Prompt	Response	Comment	Pack/Rel
PRI		<p>Primary Rate Interface</p> <p>ISDN PRI architecture is composed of three protocol layers providing different services:</p> <ul style="list-style-type: none"> • layer 1: physical layer • layer 2: link layer • layer 3: network layer <p>These layers provide a standard interface for voice and data communication. Each layer uses the services provided by the layer below, and builds on these services to perform functions for the layer above. Each layer or block can be modified without affecting the protocols in another layer.</p>	pri-12
	loop x	<p>Enter loop number for additional PRI loops using the same D-channel and the interface ID for the additional loop numbers. Where:</p> <ul style="list-style-type: none"> • loop = 0-159 for PRI loop number • loop = 0-255, systems with Fibre Network Fabric • x = 2-15 for Interface ID or 1-126 if IFC= D70 or CNTY = JAPN <p>The PRI prompt is used to assign the PRI loops controlled by the D-channel. Each loop is given an Interface ID.</p> <p>The PRI loop carrying primary D-channel (DCHI) and backup D-channel (BCHI) are assigned an Interface ID 0 and 1, respectively. The 14 remaining PRI loops that can be assigned to the D-channel are defined here and given an Interface ID of 2-15.</p>	fnf-25
	card x	<p>For Small System</p> <p>Where:</p>	

Prompt	Response	Comment	Pack/Rel
		<ul style="list-style-type: none"> • card = 1-9 for PRI card number • card = 1-9 11-19 21-29 31-39 41-49 with Survivable IP • card = 11-14, 21-24, 31-34, 41-44 for CS 1000S • x = 2-15 for Interface ID or 1-126 if IFC= D70 or CNTY = JAPN <p>Precede with X to remove. This prompt is repeated until <CR> is entered.</p>	sipe-25 basic-1
PRI2	0-159 2-15	Secondary PRI2 loops for nB + D, plus sequence, when IFC = SL-1 and DCHL is a PRI2 loop.	ipra-14
	card 2-15	Small System Secondary PRI2 loops for nB + D, plus sequence, when IFC = SL-1 and DCHL is a PRI2 loop. Where card is: 1-9 11-19 21-29 31-39 41-49 PRI card number	
	0-159 0-3	Secondary PRI2 loops for nB + D, plus sequence, when IFC = TCNZ or CNTY = MSIA. The D-channel is not necessarily on IFC ID 0. This is set by service change.	basic-1
	xx 0-3	Small System when IFC=TCNZ and or CNTY=MSIA. Where xx is: <ul style="list-style-type: none"> • 1-9 11-19 21-29 31-39 41-49 PRI card number • 11-14, 21-24, 31-34, 41-44 for CS 1000S 	
	0-159 xx	2.0 Mb/s Primary Rate Interface or PRI loop number Small System Where xx is <ul style="list-style-type: none"> • 1-9 11-19 21-29 31-39 41-49 PRI card number • 11-14, 21-24, 31-34, 41-44 for CS 1000S 	basic-1
	0-255	PRI2 loop number, systems with Fibre Network Fabric Precede with X to remove. This prompt is repeated until <CR> is entered.	fnf-25
PRIM	0-15	Primary PMS port. To remove port, enter X.	pms-19

Prompt	Response	Comment	Pack/Rel
PROG		Progress	euroisdn-22
	NCHG	Send a PROGRESS signal when a CALL PROCEEDING message which contains a progress Indicator Information Element is received at the Meridian 1 EuroISDN gateway. NCHG is the default for all interfaces except Australian, Austrian and Japan interface.	
	MALE	Send an ALERT signal when a CALL PROCEEDING message which contains a progress Indicator Information Element is received at the Meridian 1 EuroISDN gateway. MALE is the default for Japan interface.	
	MCON	Send a CONNECT signal when a CALL PROCEEDING message which contains a progress Indicator Information Element is received at the Meridian 1 EuroISDN gateway. MCON the default for Australian and Austrian interface.	
PR_RTN	(NO) YES	The prompt PR_RTN is printed only if the RCAP is set to PRI or PRO. Retain option is (is not) supported by the far end PINX.	qsig ss- 23
PR_TRIGS	<CR>	Path Replacement Triggers are set to their default values: DIV 2 3 CNG 2 3 XCON 2 3 CTR2 2 3 2 Path Replacement attempts with a delay of 3 minutes for Diversion and Congestion and Call Transfer (triggered from secondary end) but Connected number is not a trigger.	qsig ss-23

Prompt	Response	Comment	Pack/Rel
	DIV xx y CNG xx y CON xx y	Diversion is used to trigger Path Replacement. Congestion is used to trigger Path Replacement. A Connected number different from a called number is used to trigger Path Replacement.	
	CTR1 xx y	Call Transfer is used to trigger Path Replacement. The Path Replacement Propose is triggered from the Primary End of transfer.	qsig ss-25
	CTR2 xx y	Call Transfer is used to trigger Path Replacement. The Path Replacement Propose is triggered from the Secondary End of transfer. Precede with X to remove. CTR1 and CTR2 are mutually exclusive. xx = 0 - 15, the number of Path Replacement attempts. y = 1 - 7, the delay between two Path Replacement attempts in minutes.	qsig ss-25
PRTY	xx xx xx	Priority overlay programs to be stored in cache memory Priority overlays stay in cache memory when a new overlay is loaded. Enter one or more commonly used overlay program numbers. Priority can be set only for the number of overlays specified in the CACH. xx = the overlay number. Precede with X to remove an overlay program number.	basic-18
PSWD_COMP			basic-4.50

Prompt	Response	Comment	Pack/Rel
	(OFF) ON	<p>Turns on or off the password complexity check for the ADMIN, LAPW and PDT passwords, where:</p> <ul style="list-style-type: none"> password contains a combination of at least eight alphanumeric characters, of the following type: <ul style="list-style-type: none"> lowercase alphabetic uppercase alphabetic numeric password does not contain the user ID or a portion of the user ID, in normal or reverse form password does not contain three or more letters in forward or reverse alphabetic sequence, ASCII sequence, or keyboard (QWERTY) sequence password does not contain three or more consecutive characters password does not match the default password 	
PTMR	(0)-31	<p>Polling Timer for PMSI This is the polling timer, in minutes. When PTMR = 0, polling does not occur.</p>	pms-19
PWD	(NO) YES	Change Password options	basic -19
PWD2	x...x	<p>Password 2</p> <p>Enter current second level administration password. This password is required to change existing passwords PWD1, PWD2, LAPW passwords and to change the Electronic Brandlining Terminal Text Broadcast customized text string.</p> <p>Acceptable Characters are 0-9, A-Z, a-z, ! % \$ % ^ & () _ - + = { } : ; " ' < , > . ? /.</p> <p>Length is 4-16 characters with Limited Access to Overlays (LAPW) package 164.</p>	basic-1

Prompt	Response	Comment	Pack/Rel
		Without the LAPW package, the password requires 4 hexadecimal digits (0-9, A-F).	
		Note: Spaces ~ ' * @ [] and # are not supported in passwords.	
PWD_TYPE			basic-4.50
		Specifies the user type account being added to the system	
	PWD2	Password 2	
	PWD1	Password 1	
	LAPW	Limited Access to Overlays Password	
PWnn	x...x	Password	lapw-16
		Length is 4-16 characters with Limited Access to Overlays (LAPW) package 164. Valid characters are 0-9, A-Z and a-z.	
		Where: nn = number entered in response to LAPW prompt.	
		Enter the LAPW password to be used for PWnn.	
		Note: If the LAPW password is a Set Based Administration (SBA) password (PWTP=SBA), the PWnn response length is 4-16 numeric characters, where the valid characters are digits 0-9 only.	
PWTP	(OVLY)	OVLY Password Access Type	adminset-21
	SBA	SBA Password Access Type	
QCHID		This rule is applicable for both encoding and decoding of Channel Identification IE	qsig gf-24
	(YES)	Timeslot values 17 to 31 of the PR12 loop associated with channel number 17 to 31 of the Channel Identification IE (previous behavior)	

Prompt	Response	Comment	Pack/Rel
	NO	Timeslot values 17 to 31 of the PR12 loop associated with channel number 16 to 30 of the Channel Identification IE	
RADR	0-(1)-255	Remote Address for the data-link level HDLC protocol	cls-7
		The IADR and RADR prompts must be coordinated with the far-end. If IADR is defined as 3, then RADR must be 1.	
RCAP		Remote Capabilities. Enter one or more values to define the capabilities of the far-end.	pri-19
	BRI	Basic Rate Interface (when IFC = APAC, SL1, D70, ESS4, or ESS5)	
	CCBI	Call Completion to busy subscriber using integer value for operation coding CCBO/CCBI are mutually exclusive.	qsig ss-24
	CCBO	Call Completion to busy subscriber using object identifier for operation coding CCBO/CCBI are mutually exclusive	qsig ss-24
	XCCB	To remove remote capability.	
	CCBS	Call Completion to Busy Subscriber for QSIG and EuroISDN BRI interfaces. CCBS is allowed if QSIG supplementary services package 316 is equipped.	
	CCNI	Call Completion on no response using integer value for operation coding CCNO/CCNI are mutually exclusive.	qsig ss-24
	XCCN	To remove remote capability.	
	CCNO	Call Completion on no response using object identifier for operation coding CCNO/CCNI are mutually exclusive.	qsig ss-24
	XCCN	To remove remote capability.	
	CCNR	Call Completion to No Reply for QSIG and EuroISDN BRI interfaces. CCNR is allowed if QSIG supplementary services package 316 is equipped.	

Prompt	Response	Comment	Pack/Rel
CPK		Network Call Park. CPK is allowed if: <ul style="list-style-type: none"> • IFC = SL1 • CPRKNET package 306 is equipped 	
COLP		Connected Line Identification Presentation Connected Number IE Presentation is supported on Indonesian interfaces. Default value for ESIG, ISIG, NI2, EUROISDN and Indonesian interfaces except AUS, EIR, DUT, BEL, FRA interfaces.	basic- 23
XCOL		to remove Connected Number IE Presentation Default value for all APAC, AUS, EIR, DUT, BEL and FRA interfaces.	
CTI		Call Transfer Integer CTI and CTO are mutually exclusive.	qsig ss-24
CTO		Call Transfer Object CTI and CTO are mutually exclusive.	qsig ss-24
		QSIG SS Call Diversion Notification remote capability. Configure sending of QSIG Diversion Notification Information, treatment of Rerouting request and coding of operations. If coded as Object Identifier, the remote capability ends with 'O', whereas for Integer Value, the remote capability ends with 'I'. Only one remote capability is allowed.	qsig ss- 23
		Add "call transfer notification" remote capability to the EuroISDN interface. Precede with 'X' to remove capability.	bne-25
DV1I		Diversion information is sent to remote switch.	
DV1O		Diversion information is sent to remote switch.	
DV2I		Rerouting requests from remote switch are processed.	
DV2O		Rerouting requests from remote switch are processed.	
DV3I		Diversion information is sent to remote switch. Rerouting requests from remote switch are processed.	
		Euro ISDN Call Diversion	bne-25

Prompt	Response	Comment	Pack/Rel
	DV30	Diversion information is sent to remote switch. Rerouting requests from remote switch are processed.	
		Precede with 'X' to remove capability.	
	ECTO XCTO	Add call transfer notification and invocation remote capability to the EuroISDN Use "XCTO" to remove capability	bne-25
	MCID XMCI	MCID = Add MCID as a new remote capability. To remove remote capability.	etsi-ss- 23
	MQC	MCDN QSIG Conversion as a Remote capability	meet-24
	MSL	Remote D-channel is on a MSDL card	
	MWI	Message Waiting Interfacing with DMS or with Virtual Dchannels	
	NAC	Network Access data. Enter XNAC to remove NAC as a remote capability. NAC is allowed if: <ul style="list-style-type: none"> the D-channel is defined on an MSDL card (example CTYP=MSDL) the D-channel interface type is SL1 (IFC=SL1) 	
	NCT	Network Call Trace supported	
	ND1	Network Name Display method 1	
	ND2	Network Name Display method 2	
	ND3	Network Name Display method 3. ND3 ensures the same level of service between the MCDN and QSIG name display services.	
	NDI	Name Display - Integer ID Coding	qsig-24
	NDO	Name Display - Object ID Coding	qsig-24
	NDS XNDS	NI-2 Name Display Option. Remove NDS Option. Add Path Replacement as a remote capability. Only one capability can be configured per link.	qsig ss-25.4 qsig ss-23

Prompt	Response	Comment	Pack/Rel
PRI		The encoding method uses Integer Values.	
PRO		The encoding method uses Object Identifier. Precede with 'x' to remove capability.	
QMWI		Add Message Waiting Indication as a remote capability. The encoding method uses Integer Values.	qsig ss-25.4
QMWO		Add Message Waiting Indication as a remote capability. The encoding method uses Object Identifier.	qsig ss-25.4
XQMW		Remove Message Waiting Indication (using the Integer Values encoding method) as a remote capability.	qsig ss-25.4
RLTI		RLT Interworking over IP on the signaling server for all TAT invokes through a CS 2x00. Note: RCAP TAT is also required for the RLT feature to be invoked on call modification. It is automatically enabled.	basic-5.00
RVQ		Remote Virtual Queuing RCAP is prompted until only <CR> is entered in response. Precede a value with X to remove. ND1 and ND2 are used with Network Call Party Name Display or NCPND. Both ends must have NCPND. ND2 requires SL-100, DMS with BCS32 and later. Prompted with Remote Virtual Queuing (ORC_RVQ) package 192.	

Prompt	Response	Comment	Pack/Rel
	TAT	<p>Invoke Trunk Anti-Tromboning operation using the correct variant if the far end switch supports this feature.</p> <p>TAT can be input if the Trunk Anti-Tromboning (TAT) package 293 is equipped, and one of the following is true:</p> <ul style="list-style-type: none"> • The IFC is SL1 and the CTYP used is either MSDL or a legacy card type still supported for PRI and ISL (enterprise version of TAT is supported) • The IFC is SL1 and the CTYP is DCIP, where the IP protocol is H.323 or SIP (enterprise version of TAT is supported) • The IFC is S100, D100, or D250 and the CTYP used is either MSDL or a legacy card type still supported for PRI (carrier version of TAT is supported) 	
	UUI	Remote capability where Use- to-User Information is supported.	uui-3.0
	XUUI	Remove UUI capability.	
	UUS1	User-to-User Service 1 Decode UUS IE sent by Central Office	bne-25
		Send UUS IE to Central Office	
	XUSS	Remove User-to-User Service 1	
	XRLT	Use TAT on the signaling server. Note: RCAP TAT is required for the TAT feature to be invoked on call modification.	basic-5.00
	XTAT	Disable TAT, and disable RLT. Note: RCAP TAT is required for the RLT feature. Without TAT, no RLT invokes can ever be sent. RLT is disabled when TAT is disabled	basic-5.00

Prompt	Response	Comment	Pack/Rel
RCVP	(NO) YES	<p>Auto-recovery to primary D-channel option. RCVP is supported on SL-1 to SL-1 connections only.</p> <p>When RCVP = YES, the primary D-channel is automatically forced to be the active channel after it is brought up from a released state.</p> <p>This option must be coordinated with the far end.</p> <p>Both sides must be either YES or NO. If the two sides do not match, both sides default to NO. When IFC = SL-1, RCVP changes to NO.</p> <p>For Backup DCH only.</p>	pri-13
REMD	0, 1, 2,...159	<p>Double Density Remote Peripheral Equipment loop(s)</p> <p>Meridian 1 loop or loops</p>	rpe-1
	G0,G1...G159	GEC loop or loops	
	T0,T1...T159	<p>TVT loop or loops</p> <p>Precede loop number with X to remove. If entry is for an odd-numbered loop, the preceding even numbered loop cannot be TDS, CONF or MFSD.</p>	
	0-255	Systems with Fibre Network Fabric	fnf-25
REMO	0, 1, 2, ...159	<p>Single Density Remote Peripheral Equipment loop(s)</p> <p>Meridian 1 loop or loops</p>	basic-1
	G0,G1...G159	GEC loop or loops	
	T0,T1...T159		

Prompt	Response	Comment	Pack/Rel																		
		TVT loop or loops Precede loop number with X to remove. If entry is for an odd-numbered loop, the preceding even numbered loop cannot be TDS, CONF or MFSD																			
	0-255	Systems with Fibre Network Fabric	fnf-25																		
REMQ		Quadruple density Remote Peripheral Equipment loop(s)	rpe-7																		
	0, 1, 2, ...159	Meridian 1 loop or loops																			
	G0, 1...G159	GEC loop or loops																			
	T0,T1...T159	TVT loop or loops Precede loop number with X to remove.																			
REQ	CHG	Request: Change existing data block	basic-1																		
	END	Request: Exit overlay program																			
RLS	xx	Release ID of the switch at the far-end of the D-channel. This is the software release at the far-end. If the far-end has an incompatible release, it prevents the sending of application messages. Shown below is the relationship between the ISDN application, equipment and the software release ID or BCS at the far-end.	pri-19																		
		<table border="1"> <thead> <tr> <th><u>Application</u></th> <th><u>Far-End</u></th> <th><u>Minimum RLS</u></th> </tr> </thead> <tbody> <tr> <td>Network</td> <td>SL-1</td> <td>12</td> </tr> <tr> <td>Ring Again</td> <td>SL-100</td> <td>26</td> </tr> <tr> <td></td> <td>DMS-100/250</td> <td>26</td> </tr> <tr> <td>Network</td> <td>SL-1</td> <td>15</td> </tr> <tr> <td>ACD</td> <td>SL-100</td> <td>29</td> </tr> </tbody> </table>	<u>Application</u>	<u>Far-End</u>	<u>Minimum RLS</u>	Network	SL-1	12	Ring Again	SL-100	26		DMS-100/250	26	Network	SL-1	15	ACD	SL-100	29	
<u>Application</u>	<u>Far-End</u>	<u>Minimum RLS</u>																			
Network	SL-1	12																			
Ring Again	SL-100	26																			
	DMS-100/250	26																			
Network	SL-1	15																			
ACD	SL-100	29																			
		Network Breakin and Force Disconnect	pomw-25.4																		
		25																			

Prompt	Response	Comment	Pack/Rel
		Network Message Service - Message Center SL-1 15	
		Network Message Service - Meridian Mail SL-1 16	
		Message Waiting Indication Interworking with DMS-100 SL-1 19 DMS-100 36	
		The Release ID information is required and supported for connection to Nortel equipment only. For connections to AT&T ESS#4 and ESS#5, set RLS = 1.	
ROLR	(0)-63	Receive Objective Loudness Rating The default is 0, indicating no change to the default +45 dB. The number entered in this field corresponds to an offset value. The offsets and their corresponding values are provided on "ROLR / TOLR/ AOLR Offsets and Values" (page 522) The ROLR value is downloaded to Meridian Modular telephones after sysload except when performing parallel reload. Refer to <i>Transmission Parameters (553-3001-182)</i> before changing these values. Not prompted when United Kingdom (UK) package 190 is equipped.	arie-14
RPEB	16-1000	Remote Peripheral Equipment Buffers, 2.0 Mb/s RPE	rpe-15
RXMT	1-(5)-20	Retransmission Threshold Enter in units of 5 per cent. RXMT is the % of retransmissions allowed in 15 minutes before out of service is enforced, or: $RXMT = \frac{\text{\# of packets retransmitted}}{\text{total \# packets sent}}$	basic-1

Prompt	Response	Comment	Pack/Rel
SATN	I s c u	TN of SADM/Data Line Card associated with IND CSL. For SL-1 telephone with CLS = CMSA. I = 0-255, Systems with Fibre Network Fabric	cls-7 fnf-25
SBA_ADM_INS	0-(2)-64	Maximum Administrator and/or Installer Log Ins allowed at one time.	adminset-21
SBA_USER	0-(100)-500	Maximum User Log Ins allowed at one time.	adminset-21
SECU	(NO) YES	Security for Meridian Link applications When set to NO, the host computer must specify both the TN and DN of the associate set in connect, answer and release messages. Prompted when the Integrated Services Digital Network Application Module Link for Third Party Vendors (IAP3P) package 153 is equipped for ISDN/AP Third Party.	iap3p-12
SEMT	(1)-5	Number of Status Enquiry Messages sent within 128 ms from the network side	msdl-24
SEVERITY	(NONE) CRITICAL MAJOR MINOR <CR>	Alarm Severity of a particular alarm entry No rating (default status) System operation is in jeopardy Serious condition, the system is operational Error condition detected, system operation not affected Retains current value	alarm-19

Prompt	Response	Comment	Pack/Rel
SID	xxxx	System ID number The SID is used for polling an SL-1 for ACD, CDR and traffic reports. It can also be printed and changed using LD 2.	basic-1
SIDE	(USR) NET	Meridian 1 node type Slave to the controller Network, the controlling switch Prompted only if IFC = SL-1, ESIG or ISIG. Opposite sides of the PBX-to-PBX interface must be set as NET or USR. The call processing software uses these labels to handle call collision.	pri-12
SIZE	(0)- 65534	Size of History File buffer in characters The History File stores system messages in Protected Data or P data and uses an SDI port address. The History File survives initialization, but is lost when SYSLOAD occurs or the length of the file is changed. The History File cannot be created if all 16 I/O ports are defined. Prompted if ADAN = HIST or TRF	hist-18
	(50)-1500	Word Size of Audit Trail buffer The Size entered here must be a multiple of 50 for correct memory storage.	lapw-16
SL1B	16-2048	SL-1 Buffers Small System does not require SL-1B buffers. If set higher than default they only consume memory. Refer to the <i>Memory Calculations Appendix</i> in the Planning and <i>Engineering NTPs</i> .	basic-1
SLIS_NAT_PRIV_IP	(NO) YES	Look up the Private IP address or Public IP address of an IP phone behind NAT. Prompted only if LIS = SUBNET.	basic-5.00

Prompt	Response	Comment	Pack/Rel
SMEM	(NO) YES	Short Memory test On a manual SYS load the memory is tested on one pass, if (NO), memory is tested with normal six pass test. Not prompted on Option 81C.	smem-19
SOLR	0-(1)-4	Sidetone Objective Loudness Rating The SOLR value is downloaded to Meridian Modular telephones after sysload except when performing parallel reload. Before changing these values, refer to <i>Transmission Parameters</i> (553-3001-182).	arie-14
	(1)	12 dB	
	0	7 dB	
	2	17 dB	
	3	22 dB	
	4	sidetone disabled The default is 0, indicating no change to the default +45 dB. The number entered in this field corresponds to an offset value. The default value is 1 (12 dB). The recommended North American value for all releases is 1 (12 dB). Does not apply to M2216. Note: The switch will print the actual dB value in overlay 22. However it will only accept a number in the range 0-4 in overlay 17.	
SSDT	0-159	Standby Synchronization DTSL Enter the number of the DTSL used for Standby Synchronization. Prompted if SYNM = 2 or 5.	basic-16
SSRC	0-(1800)-4000		sip-4.00

Prompt	Response	Comment	Pack/Rel
		Signaling Server Resource Capacity Note: If the entered SSRC value exceeds the SSRC value received from the Signaling Server, then a warning is provided to the administrator indicating that the Virtual Trunks registration may fail due to capacity mismatch.	
SSUP	(NO) YES	Senior Supervisor Device assigned used by senior supervisor/load manager. Cannot be YES if prompt APRT is YES.	acdc-1
STOP		Number of stop bits Note: This prompt is blocked for co-resident Call Server applications (Call Server and Signaling Server applications co-located on a CP PM server). Serial port configuration is controlled from the Linux Base layer. The prompt displays the current STOP configuration on the system. For example, STOP 1 .	cls-19
	(1)-2	Large Systems. Prompted for asynchronous ESDI ports.	
	(1)-1.5-2	Small Systems. To enter 1.5, use 1X5. STOP is not prompted for CARD 0 PORT 0 or when TTY_TYPE = PTY. Default number of stop bits for all three remote TTYs on an MGC is 1.	
SUPPORTED_TEXT_ONLY			basic-23
	(YES)	Change customized text string by text string input. Prompted if the Electronic Brandlining ISM parameter is set to Terminal Text Broadcast (EBLN ISM value of 2). Input by text string and IDLE_DISP_STRING is prompted.	
	NO	Input character by character and IDLE_DISP_CHAR nn is prompted.	
SUPPRESS			alarm-19

Prompt	Response	Comment	Pack/Rel
	0-(5)-127	Alarm occurrence threshold (prior to suppressing) Determines the number of times an alarm may occur before it is no longer output. Entering 0 indicates that all alarm occurrences are output (no suppression)	
SYNC	(NO) YES	Asynchronous mode of operation for ESDI port Synchronous mode of operation for ESDI port	cls-7
SYNM	(0) 1 2 3 4 5	Synchronization Mode No synchronization Main input from Digital Trunk Signaling Link or DTSL Main input and standby input from DTSL Main input from external clock Main input from DTSL; standby input from external clock Main input from external clock; standby input from DTSL SYNM is prompted with Integrated Digital Access (IDA) package 122.	ida-16
T1	2-(4)-20	Retransmission Timer Range in units of 0.5 seconds, (4) = two seconds	cls-7
T2	0-(10)-255	Maximum Time allowed without a frame being exchanged.	cls-7
T200	2-(3)-40	Retransmission Timer Entry is in units of 0.5 seconds.	pri-12
T203	2-(10)-40	Maximum Time allowed without frames being exchanged	pri-15
T23	1-(20)-31	Interface guard Timer or DCHI only This timer checks how long the interface takes to respond. Entry is in units of 0.5 seconds.	pri-12

Prompt	Response	Comment	Pack/Rel
T3	2-(5)-255	Timer for initial link setup in units of 0.5 seconds for ESDI only.	cls-7
T310	110-(120)	Timer used to determine how long SL-1 can wait for the response message when the QSIG outgoing call is in the U3 (outgoing call processing) state. This range applies to PRI, PRI2, and BRI trunks	qsig-20
TDS	0, 2, 4...158	Tone and Digit Switch (TDS or Fast TDS service loop) Use even-numbered loops for Tone and Digit Switch (TDS). Precede with X to remove.	basic-1
	1-9 11-19 21-29 31-39 41-49	Small System Note: For Small System, all XTD/DTR units must be removed from the SSC card (card 0) before TDS 0 can be removed.	lse-24
	0-255	Tone and Digit Switch loop, Systems with Fibre Network Fabric	fnf-25
TEN	xxx ALL <CR>	Tenant to be accessible by way of PWnn All Tenants allowed No change to previous definitions. Precede with X to remove.	lapw-16
TERD	0, 1, 2,...159 G0,G1...G159 N0,N1,...N159 T0, T1...T159	Double Density Terminal equipment loop or loops Meridian 1 loop or loops GEC loop or loops Precede loop number with N to create a phantom loop for third party applications	phtn-20

Prompt	Response	Comment	Pack/Rel
	X0,X1,...X159	TVT loop or loops - Swedish Televerket.	
	0-255	Precede loop number with X to remove. If entry is for an odd numbered loop, the preceding even numbered loop cannot be TDS, CONF or MFSD	
	0-255	Systems with Fibre Network Fabric	fnf-25
TERM		Single Density Terminal equipment loop or loops	phtn-20
	0, 1, 2, ...159	Meridian 1 loop or loops	
	G0,G1...G159	GEC loop or loops	
	N0,N1,...N159	Precede loop number with N to create a phantom loop for third party applications	
	T0, T1...T159	TVT loop or loops - Swedish Televerket	
	X0,X1,...X159	Precede loop number with X to remove. If entry is for an odd-numbered loop, the preceding even numbered loop cannot be TDS, CONF or MFSD	
	0-255	Systems with Fibre Network Fabric	fnf-25
TERQ		Quadruple Density Terminal equipment loop or loops	phtn-20
	0, 1, 2, ...159	Meridian 1 loop or loops	
	G0,G1...G159	GEC loop or loops	
	N0,N1,...N159	Precede loop number with N to create a phantom loop for third party applications	
	T0, T1...T159	TVT loop or loops - Swedish Televerket	

Prompt	Response	Comment	Pack/Rel
	X0,X1,...X159	Precede loop number with X to remove.	
TIMR	(NO) YES	Change protocol timer value	basic-1
TMDI	(YES)	TMDI Card (Mode set to PRI OR TRK) Small System	basic-24
	NO	Other Card	
TITE		T1 transmit Equalization	basic-24
	(0)	0 - 200 feet	
	2	200 - 400 feet	
TKEY	[24]	Validity time for session key (in hours). Min. value is 8 hrs, maximum is 168 hrs. Default is 24 hrs.	basic-5.00
TMRK	96, (128)	Length of cadence increments in ms Refer to the Flexible Tone and Digit Switch cards in the <i>Features and Services Fundamentals</i> (NN43001-106). See CLN prompt in LD 56.	basic-13
TN	I s c u	Valid Terminal Number that when accessed returns a test tone	basic-1
	c u	Valid Terminal Number, Small System Prompted when DTDT = EXT.	
TODR	0-23	Time Of Daily Routines	basic-1

Prompt	Response	Comment	Pack/Rel
TOLR	(0)-63	<p>Transmit Objective Loudness Rating</p> <p>The default is 0, indicating no change to the default +45 dB. The number entered in this field corresponds to an offset value. The offsets and their corresponding values are provided on "ROLR / TOLR/ AOLR Offsets and Values" (page 522)</p> <p>The TOLR value is downloaded to Meridian Modular telephones after sysload except when performing parallel reload. Refer to Transmission Parameters (553-3001-182) before changing these values. Not prompted when UK package is equipped</p>	arie-14
TPO	(NO) YES	<p>Do not enable Traffic Period option</p> <p>Enable Traffic Period option</p>	basic-21
TRIGGER	a...a	<p>Trigger string for alarm tables</p> <p>The trigger string can be up to 10 alphanumeric characters. At least one character must be alphabetic (a-z). Plus sign (+) can be used to indicate the "wild card" entry.</p> <p>For example, BUG++++ includes all BUG system messages. The mnemonics supported for this prompt are listed at the beginning of this overlay. A value must be entered; <CR> is not accepted</p>	alarm-19
TRLL	1-31 1-31	<p>Test RPE Local Loop back</p> <p>Perform complete 2.0 Mb/s RPE loop testing, including local loop back, in the RPE groups as part of daily routine. Not supported for Small System. Precede with X to delete.</p>	rpe2-15
TRNS		Selects which messages are going to be translated	mlms-20

Prompt	Response	Comment	Pack/Rel
	(NONE)	Help and Option 81C specific system messages are printed in English version	
	HELP	Help is printed in translated version and Option 81C specific system messages in English	
	BOTH	Help and Option 81C specific system messages are printed in translated version	
TRSH	0-15	Threshold Digital Trunk Interface Threshold set defined in LD 73.	pri-19
TSO	(NO)	Do not enable Trunk Seizure option	basic-21
	YES	Enable Trunk Seizure option	
TTY	0-15	Pre-defined MSDL-SDI terminal number Prompted if ADAN = STA	sta-19
TTY_TYPE		TTY logical type for Small System. TTY_TYPE is only prompted when adding or changing TTY devices. For a PRT device, TTY_TYPE is fixed as SDI.	basic-22
	(SDI)	Standard TTY type (default)	
	LSL	Low speed Link type	
	PTY	Pseudo TTY type	
TTYLOG			multi-19
	0-65534	Log buffer size When 0 is entered, there is no log file	
TUBO	(NO)	Regular message processing speed on AML	basic-25
	YES	Double message processing speed on AML	
TYPE		Type of data block	
	ADAN	All input/output devices (includes D-channels)	basic-19
	ALARM	Alarm filter configuration data	alarm-19

Prompt	Response	Comment	Pack/Rel
		When TYPE = ALARM, the system automatically prints out the current alarm and exception filters Must have Alarm Filtering (ALRM_FILTER) package 243.	
	ATRN	Aries Transmission	basic-19
	CEQU	Common Equipment parameters	basic-19
	CFN	Configuration data block	basic-1
	OVLY	Overlay area options	basic-19
	PARM	System Parameters	basic-19
	PWD	System Password and Limited Access to Overlay Password	basic-19
		When entering yes, the PWD2 is prompted unless LAPW is used and Multi-User Log In is enabled.	
	VAS	Value Added Server	basic-19
USER		Output message types	basic-20
		When ADAN = HST, users can be BUG, MCT, MTC, SCH and TRF. Prompted when ADAN is PRT, TTY or, HST.	
		For Small System:	
		<ul style="list-style-type: none"> • LSL is not a valid response for the USER prompt • USER is not prompted if TTY_TYPE = LSL. 	
		When TTY_TYPE = PTY, the response to USER must be one of the following: MTC, BUG, SCH, FIL, TRF, MCT	
	ACD	Automatic Call Distribution printer for reports	
	ADM	Administrator SBA access level to be stored in the history file. Precede with X to remove.	
	APL	Auxiliary Processor Link for IVMS	
	BGD	Background Terminal	
		Mutually exclusive with ACD, APL, CDL, CMC, CMS, HSL, and LSL.	

Prompt	Response	Comment	Pack/Rel
	ACD	Software error	
	ADM	CDR Data Link	adminset-21
	APL	Communications Management Center	
	BGD	Command and Status Link Port must be defined as a synchronous ESDI Customer Service Changes: Automatic Set Relocation and Attendant Administration	
	BUG	Software error	
	CDL	CDR Data Link	
	CMC	Communications Management Center	
	CMS	Command and Status Link Port must be defined as a synchronous ESDI	
	CSC	Customer Service Changes: Automatic Set Relocation and Attendant Administration	
	CTY	CDR TTY port to output CDR records	
	FIL	This is a special response which applies to Alarm Filtering message output. When a port is assigned this User type, only Alarm Filtered messages is output. The messages listed at the TRIGGER prompt are the messages that appear for this user type. When AF_STATUS = OFF, no system messages are output to the port with FIL type. The output appears as shown below. The field definitions follow.	alarm-19

Prompt	Response	Comment	Pack/Rel
		<p><severity> <report id> <time> <date> <sequence number> <event> <tab> Operator data: <data> <tab> Expert data: <data></p> <p>Where:</p> <p>severity:</p> <ul style="list-style-type: none"> • **** = Critical • *** = Major • ** = Minor • blank = None <p><u>report id</u>: The system message character string (BUG1234, ERR5683, etc.)</p> <p><u>time</u>: hh:mm:ss</p> <p><u>date</u>: dd/mm/yy</p> <p><u>sequence number</u>: The sequence the message appears. The range is 0-65535, and the numbers are right justified. Meridian 1 and auxiliary processor messages have separate sequence numbers.</p> <p><u>event</u>: This indicates the type of event that is being output: MSG (message), SET (set alarm), CLR (clear alarm).</p> <p><u>tab</u>: 6 character indent</p> <p><u>Operator data</u>: This contains additional information to help clear the fault. This field contains the additional message information (TN, loop number, etc.) that the message contains. Up to 30 characters appear.</p> <p><u>Expert data</u>: This field may not always appear. It contains system expert information.</p>	
	HSL	ACD/D High-Speed AUX link	
	ICP	Intercept Computer Link	

Prompt	Response	Comment	Pack/Rel
	INS	Installer SBA access level to be stored in the history file. Precede with X to remove.	adminset-21
	LSL	ACD/D Low-Speed AUX link Small System uses LSL for Meridian Mail administration/maintenance access	
	MCT	Malicious Call Trace TTY port along with other users	mct-20
	MTC	Maintenance includes AUD, BUG and ERR if enabled by prompt ERRM in PARM. Use MTC for the system monitor or XSM.	
	NOO	No Overlay allowed	
	OSN	OSN output device	basic-5.00
	PMS	Property Management System interface	
	SCH	Service Change or any data base change	
	TRF	Traffic	adminset-21
	USR	User SBA access level to be stored in the history file. Precede with X to remove.	
USER_NAME			basic-4.50
	a...a	Name assigned to user, up to 11 characters	
USR		User. Precede any of the following with X to remove.	pri-12
	ISLD	Integrated Services Signaling Link Dedicated. D-channel for ISL only, in dedicated mode, without using the PRI channel.	
	PRI	Primary Rate Interface. D-channel for ISDN PRA only.	

Prompt	Response	Comment	Pack/Rel
	SHA	Shared mode. D-channel used for both ISDN PRA and ISL. D-channel must be using a PRI channel.	
	SHAV	Shared Virtual Network Services. D-channel shared between PRA, VNS and ISLD.	
	VNS	Virtual Network Services. D-channel used for Virtual Network Services or for ISLD.	
VAS	NEW	New Value Added Server	cls-7
	CHG	Change Value Added Server	
	OUT	Remove Value Added Server	
	<CR>	End VAS prompting sequence	
VCNA	(NO) YES	Virtual Network Services Network Call Party Name Display available over this D-channel	vns-16
VCRD	(NO) YES	Virtual Network Services Network Call Redirection available over this D-channel	vns-16
VNSC	(0)-xx	Virtual Network Services Customer number associated with the D-channel. Customer number is defined in LD 15. Customer 0 is the default for the D-channel. Ensure customer 0 is not actually a user of the D-channel before changing.	vns-16
VNSM	1-300	Virtual Network Services Maximum controlled by the D-channel	vns-16
VNSP	0-32700	Virtual Network Services Private Network Identifier (PNI) for the far-end customer	vns-16
VOLR	(NO) YES	Handset Volume Reset To have handset volume reset whenever the user hangs up or uses handsfree, set VOLR = YES.	agcr-20

Prompt	Response	Comment	Pack/Rel
VSID	0-127	VAS Identifier Identifier for the VAS providing the services, this includes IS, Data Services, Voice Messaging, Alpha terminals. The value entered here is associated with the value which can be entered at the ELAN prompt. By responding to VSID, you are preparing to associate a link with a Value Added Server ID to allow message transmission.	cls-7
VSIG	(NO) YES	Virtual Network Services Network Signalling denied/allowed. VSIG=YES equal Signalling arrangement =ESN5 VSIG=NO equal Signalling arrangement =STD	basic-23
VTRO	(NO) YES	Trunk Route Optimization before answer available over this D-channel for VNS. 1. Advanced Network Services (NTWK) package 148 is equipped 2. Trunk Anti-Tromboning (TAT) package 293 is not equipped 3. VCRD = YES	vns-21
VXCT	0, 2, 4, ... 252	Virtual XCT loop number. 'X' to remove existing VXCT	basic-5.00
XCT	0, 2, 4,...158		xct-15

Prompt	Response	Comment	Pack/Rel
		Extended Conference/TDS/MFS	
		Loop number for NT8D17 Conference/TDS/MFS card. Enter an even network loop number for TDS/MFS functions. The Conference function is automatically assigned the next higher or odd loop number.	
		System prints: TDS n MFS n CNF n+1	
		This indicates that TDS and MFS functions are configured on the even loop "n" and conference function is configured on the next higher odd loop.	
		Precede with X to remove. Both loops must be disabled first. Since TN 0 0 0 0 cannot be used in non-multigroup systems, it is recommended that Conference/TDS/MFS card be placed in loop 0.	
		You may configure more than 16 conference loops; however, enabling more than 16 conference loops may cause the system to lock-up.	
	D0-D158	Dealer conference loop	ohol-20
	S0-S158	Spare dealer conference loop Place in the same group as the units planned to use this loop.	ohol-20
	0-254	XCT loop number for NT8D17 Conference/TDS Card, Systems with Fibre Network Fabric	fnf-25
XNUM	(1)-4	Number of retransmissions per message for PMSI. If XTMR = 0, this prompt does not appear.	pms-19
XSM	(NO) YES	Extended System Monitor This is the SDI port for the Extended System Monitor. Prompt USER must be set to MTC (maintenance messages) for the system monitor port. Only one port can be XSM = YES.	xpe-15

Prompt	Response	Comment	Pack/Rel
XTMR	(0)- 6	<p>PMS acknowledgment time (the time measured in seconds to wait for the acknowledgment message from the PMS)</p> <p>Where: 0 = no retransmission.</p>	pms-19
YALM	(FDL) DG2	<p>Yellow Alarm Method</p> <p>Prompted only if the frame format is ESF. If YALM is not prompted, DG2 was set automatically. If YALM is prompted the response varies between countries.</p> <p>The default is FDL when the frame format is ESF. When the frame format is D2, D3, or D4, the default is DG2.</p>	pri-19

LD 18: Speed/Group Call, Pretranslation, Special Service, 16-Button DTMF and Hotline

This overlay allows data for Speed Call, System Speed Call, Group Call, Pretranslation, Special Service, and Enhanced Hotline and 16-Button DTMF to be created or modified. The data can be printed using Overlay 20.

The overlay allows the ability to add and copy multiple Speed Call lists and System Speed Call lists. The number of lists allowed by each system is subject to the system type and memory available. Refer to *Features and Services Fundamentals* (NN43001-106) for details concerning speed call requirements.

The Pretranslation List configuration takes place in this program. To enable the Pretranslation feature in LD 15, the list must be configured here using the XLAT prompt.

Prompts and responses Contents

Section
<i>Prompts and responses by task:</i>
"Compute Speed Call list memory size and disk records" (page 610)
"Configure Group Call lists" (page 610)
"Configure Speed Call lists" (page 611)
"Assign a Pretranslation group to Speed Call list" (page 611)
"Configure Enhanced Hot Line lists" (page 611)
"Configure Special Service List" (page 612)

Section
<p>"Move from one group or list to another" (page 612)</p> <p>"Configure Group Hunt" (page 612)</p> <p>"Configure ABCD data block" (page 613)</p> <p><i>Other Information:</i></p> <p>"Flexible feature code information" (page 614)</p>

Compute Speed Call list memory size and disk records

Use this prompt sequence to determine if there are enough memory and disk records for new Speed Call and Hot Line lists. Compare the output with the "MEM AVAIL" and "DISK RECS AVAIL" values output before the REQ prompt. See also "System memory and disk space" at the beginning of this document.

Prompt	Response	Comment
REQ:	COMP	Request = COMP (Compute disk and memory required for new lists)
TYPE:	aaa	Type of data block, where: aaa = SCL, SSC or HTL (Speed Call, System Speed Call or Hot Line estimation)
NOLS	1-8191	Number of lists to be added
DNSZ	4-(16)-31	Maximum DN size (length) of digits allowed for new lists
SIZE	1-1000	Maximum number of DNs allowed in new lists

Configure Group Call lists

Prompt	Response	Comment
REQ:	aaa	Request (REQ responses begin on "REQ" (page 620))
TYPE:	GRP	Type of data block = GRP (Group Call list)
CUST	xx	Customer number associated with this data block
GRNO	0-63	Group number for group call
GRPC	(YES) NO	Allow or deny group call control to the originator
STOR	xxx yyy...y	Entry number (0-19) and the digits stored with it
		Entry number (0- 5) and digits stored with it for Small System

Configure Speed Call lists

Prompt	Response	Comment
REQ:	aaa	Request (REQ responses begin on "REQ" (page 620))
TYPE:	aaa	Type of data block, where aaa = SCL or SSC (Speed Call list or System Speed Call list)
LSNO	0-8190	List Number for Speed Call (SCL)
	0-4095	List Number for System Speed Call (SSC)
TOLS	0-8190	To List (New speed call list number)
NCOS	(0)-99	Network Class of Service for SSC
DNSZ	4-(16)-31	Maximum DN size (length) for Speed Call lists
SIZE	1-1000	Maximum number of DNs in Speed Call list
WRT	(YES) NO	Data is correct and can be updated in the data store
STOR	xxx yyy...y	Entry number (0-999) and the digits stored with it
WRT	(YES) NO	Data is correct and can be updated in the data store

Assign a Pretranslation group to Speed Call list

Prompt	Response	Comment
REQ:	aaa	Request (REQ responses begin on "REQ" (page 620))
TYPE:	PRE	Type of data block = Pretranslation calling group assignment
CUST	xx	Customer number
XLAT	0-254 0-8191	Pretranslation list (Calling group to Speed Call list correlation)
	0-254 8191	If list number 8191 is assigned to a group then pretranslation is removed for that group
- PRE	0-8190	Pretranslation Speed Call List number
- PST	0-8190	Post-translation Speed Call List number
- SDA	0-8190	Single-Digit Access Speed Call List number

Configure Enhanced Hot Line lists

Prompt	Response	Comment
REQ:	aaa	Request (REQ responses begin on "REQ" (page 620))
TYPE:	HTL	Type of data block = Hot Line list
CUST	xx	Customer number
LSNO	0-8190	List Number for Hotline (one for customer)
NCOS	0-4095	Network Class of Service for HTL
DNSZ	4-(16)-31	Maximum DN size (length) allowed for Hot Line list

Prompt	Response	Comment
SIZE	1-1000	Maximum number of DNs in Hot Line list
WRT	(YES) NO	Data is correct and can be updated in the data store
STOR	xxx yyy...y	Entry number (0-999) and the digits stored with it
WRT	(YES) NO	Data is correct and can be updated in the data store

Configure Special Service List

Prompt	Response	Comment
REQ:	aaa	Request (REQ responses begin on "REQ" (page 620))
TYPE:	SSL	Type of data block = Special Service list
SSL	1-15	Special Service List number
SSDG	xxxx	Special Service Digit or Digits
- CDPC	(NO) YES	Called Party Control is enabled
- TOLL	(NO) YES	Toll number
- ALRM	(NO) YES	Alarm is enabled
- TNDM	(NO) YES	Tandem
- SSUC	(NO) YES	Special Service Unanswered Call Mark
- NDGT	(0) - 15	Number of digits collected before the seizure of the outgoing CIS MFS trunk
- SSDG	<CR>	Special Service Digit or Digits

Move from one group or list to another

Prompt	Response	Comment
REQ:	MOV	Request = MOV
TYPE:	aaa	Group or List Type (aaa = GHT, GRP, SCL, SSC, or SSL)
CUST	xx	Customer number
LSNO	xxxx	List Number
TOLS	0-254	To List
GRNO	xx	Group Number
TOGR	0-63	To Group

Configure Group Hunt

Prompt	Response	Comment
REQ:	aaa	Request (REQ responses begin on "REQ" (page 620))
TYPE:	GHT	Type of data block = Group Hunt
LSNO	0-254	List Number

Prompt	Response	Comment
CUST	xx	Customer Number
PLDN	xxxx	Pilot DN
PLAT	1-254 0-8191	Post-translation calling group and list number
GRNO	0-63	Group Number for group call
GRPC	(YES) NO	Group Call originator (does) does not have control
DNSZ	4-(16)-31	Maximum Directory Number Size (length)
SIZE	1-1000	Size of list
STOR	xxx yyy...y	Entry number (0-999) and the digits stored with it
WRT	(YES) NO	Data is correct and can be updated in the data store

Configure ABCD data block

Prompt	Response	Comment
REQ:	aaa	Request (REQ responses begin on "REQ" (page 620))
TYPE:	ABCD	Type of data block = ABCD (16 Button DTMF)
TBNO	1-254	Table Number
DFLT	1-254	Default function table number
PRED	(NO) YES	Pre-Dial
- A	aaaa	A key assignment
- B	aaaa	B key assignment
- C	aaaa	C key assignment
- D	aaaa	D key assignment
- *	aaaa	asterisk key assignment
- #	aaaa	# key assignment
- RCAL	ADL x...x	Recall button assignment
POST	(NO) YES	Post-dial
- A	aaaa	A key assignment
- B	aaaa	B key assignment
- C	aaaa	C key assignment
- D	aaaa	D key assignment
- *	aaaa	asterisk key assignment
- #	aaaa	# key assignment
CONT	(NO) YES	Control
- A	aaaa	A key assignment
- B	aaaa	B key assignment

Prompt	Response	Comment
- C	aaaa	C key assignment
- D	aaaa	D key assignment
- *	aaaa	asterisk key assignment
- #	aaaa	# key assignment

Flexible feature code information

Table 5
Default 16-button DTMF Flexible Feature Code functions

Button	Pred	Post	Control
A	RGAD	RGAA	CNFD
B	SNR	SNS	TGLD
C	CFWA	NUL	DISD
D	SPCU	NUL	NUL
*	NUL	NUL	NUL
#	NUL	NUL	NUL
RCAL	NUL		

Table 6
Flexible Feature Code mnemonics

Function	Pre-dial mode mnemonic	Post-dial mode mnemonic	Control mode mnemonic
ADL x...x (maximum 31 digits)	ADL x...x	ADL x...x	
Authorization Code	AUTH		
Automatic Set Relocation	ASRC		
Automatic Wake Up Activate	AWUA		
Automatic Wake Up Deactivate	AWUD		
Automatic Wake Up Verify	AWUV		
Busy Number Redial Activate		BNRA	
Busy Number Redial Deactivate	BNRD		
Busy Number Redial Toggle	BNRK	BNRK	
Call Detail Recording Charge Account	CDRC	CDRC	
Call Forward All Calls Activate	CFWA		
Call Forward All Calls Deactivate	CFWD		
Call Forward All Calls Verify	CFWV		

Table 6
Flexible Feature Code mnemonics (cont'd.)

Function	Pre-dial mode mnemonic	Post-dial mode mnemonic	Control mode mnemonic
Call Forward Destination Deactivation	CFDD		
Call Forward Hunt Override	CFHO		
Call Park		CPRK	
Call Park Access	CPAC		
Carriage return (use default from Table 7)	<CR>	<CR>	<CR>
Conference Diagnostics	COND		
Conference Digit 1			CNFD
Conference 6 Trunk Disconnect		C6DS	
Customer Call Forward Activate	CCFA		
Customer Call Forward Deactivate	CCFD		
Customer Call Forward Toggle	CCFK		
Deactivate RGA/LND/SNR/CFW	DEAF		
Disconnect Digit 3			DISD
Electronic Lock Activate	ELKA		
Electronic Lock Deactivate	ELKD		
Group Hunt Pilot DN	GRHP		
Incoming Call Indicator Activate	ACAI		
Incoming Call Indicator Deactivate	ICID		
Incoming Call Indicator Override		ICPO	
Incoming Call Indicator Print	ICIP		
Integrated Message System Access	IMSA		
Last Number Redial	RDLN	RDLN	
Maintenance Access	MNTC		
Malicious Call Trace		MTRC	
NUL (leave key without an assigned function)	NUL	NUL	NUL
Override		OVRD	
Paging and Radio paging code	PAG x...x	PAG x...x	
Permanent Hold		HOLD	
Pickup DN	PUDN		
Pickup Group		PUGR	
Pickup Ringing Number		PURN	

Table 6
Flexible Feature Code mnemonics (cont'd.)

Function	Pre-dial mode mnemonic	Post-dial mode mnemonic	Control mode mnemonic
Ring Again Activate		RGAA	
Ring Again Deactivate	RGAD		
Ring Again Verify	RGAV		
Room Status	RMST		
Speed Call Controller	SPCC		
Speed Call Erase	SPCE		
Speed Call User	SPCU	SPCU	
Store Number (Erase)	RDNE		
Store Number (Redial)	RDSN	RDSN	
Store Number (Save)	RDST	RDST	
System Speed Call User	SSPU	SSPU	
Terminal Diagnostics	TRMD		
Toggle Digit 2			TGLD
Trunk Answer From Any Station	TFAS		
Trunk Verification	TRVS		
User Status	USTA		
User for set based administrator	USER		

Alphabetical list of prompts

Prompt	Response	Comment	Pack/Rel
#	aaaa	# key assignment. For more information, see Table 5 "Default 16-button DTMF Flexible Feature Code functions" (page 614) and Table 6 "Flexible Feature Code mnemonics" (page 614) .	abcd-14
*	aaaa	Asterisk key assignment. For more information, see Table 5 "Default 16-button DTMF Flexible Feature Code functions" (page 614) and Table 6 "Flexible Feature Code mnemonics" (page 614) .	abcd-14

Prompt	Response	Comment	Pack/Rel
A	aaaa	A key assignment. For more information, see Table 5 "Default 16-button DTMF Flexible Feature Code functions" (page 614) and Table 6 "Flexible Feature Code mnemonics" (page 614).	
ALRM	(NO) YES	Alarm is enabled	basic-1
B	aaaa	B key assignment. For more information, see Table 5 "Default 16-button DTMF Flexible Feature Code functions" (page 614) and Table 6 "Flexible Feature Code mnemonics" (page 614).	abcd-14
C	aaaa	C key assignment. For more information, see Table 5 "Default 16-button DTMF Flexible Feature Code functions" (page 614) and Table 6 "Flexible Feature Code mnemonics" (page 614).	abcd-14
CDPC	(NO) YES	Called Party Control is enabled	basic-1
CONT	(NO)	Control; default mnemonics are used. For more information, see Table 6 "Flexible Feature Code mnemonics" (page 614).	basic-1
	YES	Modify control mode table. For more information, see Table 5 "Default 16-button DTMF Flexible Feature Code functions" (page 614).	
CUST	xx	Customer number associated with this function as defined in LD 15. Prompted when REQ = NEW or CHG and LSNO = <CR>	basic-1
D	aaa	D key assignment. For more information, see Table 5 "Default 16-button DTMF Flexible Feature Code functions" (page 614) and Table 6 "Flexible Feature Code mnemonics" (page 614).	abcd-14
DFLT	1-254	Default function table number Prompted if a table has been defined for the customer.	basic-1
	<CR>	No table is to be used as the default.	

Prompt	Response	Comment	Pack/Rel
DNSZ	4-(16)-31	<p>Directory Number Size</p> <p>Maximum length of DN allowed for Speed Call list or Group Hunt list. Range is 4, 8, 12, 16, 20, 24, 28, 31. For Speed Calling the default = 16. Numbers between 1 and 30 are rounded up to the next valid number.</p> <p>Once defined DNSZ should not be changed. Instead, print out the list, remove it with REQ = OUT and rebuild the list with the new DNSZ. Prompted when REQ = NEW and TYPE = GHT.</p>	optf-1
GRNO	0-63	Group Number for group call	grp-20
GRP	0 - 4095	<p>Ringling Number Pickup Group (RNPG) using this speed call list. Repeat for all groups sharing the same list.</p> <p><CR> To reprompt "LSNO"</p> <p>X To remove</p>	grp-1
GRPC	(YES)	<p>Group Call originator does have control</p> <p>If GRPC = YES in the Group Call List, the originator has control: when the originator goes on hook, the call is terminated. If GRPC = NO and the originator goes on hook, the Group Call acts like a conference call: the call remains active until all members go on hook.</p>	grp-20
	NO	Group Call originator does not have control	
LSNO		<p>List Number for Speed Call, System Speed Call, Group Hunting and Hotline.</p> <p>0-4095 System Speed Call and Hot Line lists</p> <p>0-8190 A Speed Call list associated with Call Pickup network wide groups.</p> <p><CR> to end</p> <p>Use only when REQ = CHG and TYPE = GHT.</p> <p>List numbers exceeding four digits have the left most digits truncated, and only the right most digits is accepted. A Hot Line list uses a System Speed Call list entry, only one Hot Line list is allowed per customer.</p> <p>MSCL must be defined in LD 17.</p>	optf-1

Prompt	Response	Comment	Pack/Rel
NCOS	(0)-99	Network Class of Service Prompted when TYPE = SSC or HTL.	basic-17
NDGT	(0) - 15	Number of digits which can be collected before the seizure of the outgoing CIS MFS trunk. Number of digits to be accepted from the incoming MFS trunk. If the outgoing call is recognized as MFS call then the trunk will not be seized until the number of the user dialed digits equals to the NDGT or EOD timer expires or the OCTO ('#') is dialed. If the incoming MFS call is recognized then the trunk should be requested to issue the BX MFS signal to the CIS CO party until the number of the accepted from the trunk digits equals to NDGT.	cismfs- 23
NOLS	1-8191	Number of lists to be added. Prompted if REQ = COMP	
PLAT	1-254 0-8191	Post-translation calling group and list number List number 8191 is used to remove the group from being post-translated.	pldn-15
PLDN	xxxx	Pilot DN. Prompted when LSNO = <CR>.	pldn-15
POST	(NO) YES	Do not modify Post-dial table Default mnemonics are used; see Table 7. Modify Post-dial table	abcd-14
PRE	0-8190	Pre-translation Speed Call List number Precede with X to remove.	pxlt-15
PRED	(NO)	Do not modify Pre-dial pre-dial function table. Default mnemonics are used. For more information, see Table 5 "Default 16-button DTMF Flexible Feature Code functions" (page 614).	abcd-14

Prompt	Response	Comment	Pack/Rel
	YES	Modify the pre-dial function table. For more information, see Table 6 "Flexible Feature Code mnemonics" (page 614) .	
PST	0-8190	Post-translation Speed Call List number Precede with X to remove.	pxlt-15
RCAL	ADL x...x	Recall button assignment Autodial, where x...x is the autodial number to a maximum of 31 digits.	abcd-14
	NUL	To leave the RCAL button without an assigned autodial number	
REQ		Request	basic-19
	CHG	Change existing data block	
	COMP	Compute memory and disk requirements for new Speed Call, System Speed Call or Hot Line lists	
	CPY xxx	Copy speed call data. Where: xxx = 1-100. The ability to copy multiple Speed Call and System Speed Call lists is supported.	
	END	Exit overlay program	
	MOV	Move data block from one group or list to another. MOV command can be used to renumber one group call or speed call list to another.	basic-25.4
	NEW xxx	Add new data block. Where: xxx = 1-100. The ability to create multiple speed Call and System Speed Call lists is supported.	
	OUT	Remove data block.	
SDA	0-8190	Single-digit Access Speed Call List number Precede with X to remove.	pxlt-15
SIZE	1-1000	Maximum number of DNs in Speed Call or Hot Line lists	optf-1
	1-96	Maximum number of DNs in Group Hunt list Once defined, SIZE should not be changed. Instead, print out the list in LD 20, remove it with REQ = OUT and rebuild the list with the new SIZE. SIZE is not prompted for TYPE = GRP or PRE.	

Prompt	Response	Comment	Pack/Rel
SSDG	xxxx <CR> X	Special Service Digitone Digit or Digits (1-4 digits) To proceed past SSDG prompt. Precede SSDG entry with X to remove it. The SSDG prompt, followed by the CDPC, TOLL and ALRM prompts, reappears after each ALRM prompt until the list contains 100 entries or a <CR> is entered for SSDG. Precede with X to remove.	opcb-14
SSL	1-15 X	Special Service List number Precede with X to remove.	supp-14
SSUC	(NO) YES	Special Service Unanswered Call mark If the outgoing call is recognized as SSUC (that is, if the first 1 - 4 digits outpulsed to the trunk = SSDG with SSUC = YES), then such a call requires some specific disconnect treatment.	cist-21
STOR	xxx yyy ... y xx yyyy xx yy	Store For TYPE = SCL, SSC, or HTL the input format is entry number and digits stored against it. Where: <ul style="list-style-type: none"> • xxx = list entry number from 000 to 999 • yyy ... y = digits stored with each list entry number xxx For TYPE = GRP the input format is member number and member DN. Where: <ul style="list-style-type: none"> • xx = member number (00-19 for 51C, 61C, and 81C or 0-5 for Small System) • yyyy = member DN If the Directory Number Expansion (DNXP) package is equipped, up to seven digits are allowed; otherwise, only four digits can be entered. For TYPE = GHT the input format is Group Hunt entry and digits stored against it. Where: <ul style="list-style-type: none"> • xx = GHT entry number from 00 to 95 • yyyy = digits stored 	optf-1

Prompt	Response	Comment	Pack/Rel
	<CR>	Stop STOR prompt For Speed Call, System Speed Call or Hot Line the member number must conform with SIZE and the number of digits must conform to prompt DNSZ. Digits may include "*" and "#" if the Outpulsing, asterisk and octothorpe (OPAO) package 104 is equipped. xxx <space> <CR> Remove entry	
TBNO	1-254	Table Number The number of the ABCD table to be added, changed or removed	abcd-14
TNDM	(NO) YES	Send MFC H tandem signal Prompted when the International Supplementary Features (SUPP) package 131 and Multifrequency Compelled Signaling (MFC) package 128 are equipped.	supp-14
TOGR	0-63	To Group New group call group number.	grp-1
TOLL	(NO) YES	Toll number The SSDG entry is a toll number	opcb-14
TOLS	0-8190	To List New speed call list number.	optf-1
TYPE		Type of data block	basic-1
	ABCD	16-Button DTMF data block	
	CPNW	Call Pickup Network Wide data	
	GHT	Group Hunt data block	
	GRP	Group call data block	
	HTL	Hot Line data block	
	PRE	Pretranslation data block	
	SCL	Speed Call List or pretranslation data block	
	SSC	System Speed Call data block	

Prompt	Response	Comment	Pack/Rel
WRT	(YES) NO	<p>Write</p> <p>Data is correct and can be updated in data store.</p> <p>The Prompt WRT follows prompts SIZE and STOR asking you to confirm the correctness of the data just entered. If data is correct, enter "YES" or <CR>.</p> <p>A response of "NO" causes the data just entered to be ignored and SCH3213 is output.</p> <p>A response of "*****" aborts the program. Only the last STOR value is lost. All previous values to which WRT was "YES" or <CR> are saved.</p> <p>The following information is output with the WRT prompt:</p> <p>ADDS: MEM: xxxxx DISK: yy.y</p> <p>Where:</p> <ul style="list-style-type: none"> • xxxxx = the amount of protected memory • yy.y = the number of disks records required for the new Speed Call list <p>Check the "MEM AVAIL" and "DISK RECS AVAIL" output values before the REQ prompt. See also "System memory and disk space" at the beginning of this document.</p>	optf-1
XLAT	xxx yyyy	<p>Calling group number to translation Speed Call list number correlation. Format if International Supplementary Features (SUPP) package 131 is not equipped, where:</p> <ul style="list-style-type: none"> • xxx = Pretranslation group number, 0-254 • xxx = Group 0 is used for trunks. • xxx = Group 1 is used for attendant consoles. • xxx = Groups 2-254 can be used for other calling groups. • yyyy = List number to be used for Pretranslation, 0-8191. 8191 is used to remove the group from pretranslation. 	pxlt-8
	xxx	<p>Pretranslation group number. Format if International Supplementary Features (SUPP) package 131 is equipped, where:</p>	

Prompt	Response	Comment	Pack/Rel
		<ul style="list-style-type: none">• xxx = Group 0 is used for trunks.• xxx = Group 1 is used for attendant consoles.• xxx = Group 2-254 can be used for other calling groups.	
	<CR>	End the prompt group.	

LD 19: Code Restriction

Overlay program 19 allows data for code restrictions to be created or modified.

Code Restriction is used to control the digits that can be dialed on a COT or FEX trunk route by a Toll Denied (TLD), Conditionally Toll Denied (CTD) or Conditionally Unrestricted (CUN) Class of Service telephone. See also New Flexible Code Restriction in LD 49.

Route 31 is not an exclusively private route. It can be configured as a private route in LD 16.

For small systems, Overlay program 19 is replaced by Overlay 49.

Prompts and responses Contents

Section
<i>Prompts and responses by data block:</i>
“ANI: Automatic Number Identification data block” (page 625)
“CRB: Code Restriction data block” (page 626)
“FGDB: Feature Group D data block” (page 626)

ANI: Automatic Number Identification data block

Prompt	Response	Comment
REQ:	aaa	Request
TYPE:	ANI	Type of data block = ANI (Automatic Number Identification)
ANII	0-31	ANI Data Block Index
ANIT	xxx	Invalid ANI treatment
NPA	200- 999	First 3 ANI digits in NPA format
3ANI	xxx	3 Digit ANI (denied) allowed

Prompt	Response	Comment
SLV3	NXX	Number of digits for screening
NXX	xxx yyy	Range of end-office numbers
SLV6	xxx	Number of digits for screening
- SUB	xxxx yyyy	Range of subscriber numbers

CRB: Code Restriction data block

Prompt	Response	Comment
REQ:	aaa	Request
TYPE:	CRB	Type of data block = CRB (Code Restriction)
NCOS	0-99	NCOS value for subscribers
CUST	xx	Customer number associated with this data block
ROUT	0-511	Route number
TORT	0-511	To Route
CLR	aaaa	Codes (aaaa = DENY or ALLOW)
ALLOW	200-999... 200-999	NXX, NPA codes allowed
DENY	200-999... 200-999	NXX, NPA codes denied

FGDB: Feature Group D data block

Prompt	Response	Comment
REQ:	aaa	Request
TYPE:	FGDB	Type of data block = Feature Group D
FGNO	0-127	Feature Group D block number
CIC	0000-9999	Carrier ID
CCLS	a...a	Carrier Class (a...a = IC, INC, or CONS)
PRES	(YES) NO	Presubscription
OVLP	(YES) NO	Overlapped outpulsing by Local Exchange Carrier (LEC)
CCAN	aaa bbb	Call Categories on calls to Carrier, and ANI screening (aaa = NAM, NAO, INT, IN0, OPR, SAM, SAX, SA0, CUT, or (ALL); bbb = (YES) or NO)
SAC	xxx xxx xxx	Service Access Codes
ANII	0-31	ANI Data Block Index
CDAN	(NO) YES	ANI Digits in CDR Records
SHAN	(NO) YES	Show ANI Digits on Terminal Displays
PRTD	(NO) ALL	Printout Control for Invalid II or ANI Digits
LDAC	aaa	Long Distance Access Code (aaa = AC1 or AC2)

Prompt	Response	Comment
LAAC	aaa	Local Area Access Code (aaa = AC1 or AC2)
OPER	DN nnn ... nnn RAN nnn	Treatment for 0+, 0- calls
INTR	(NO) YES	Intercept Treatment
ADFT	(OVF) RAN nnn DN nnn ... nnn	Intercept Treatment for Invalid Address Format
IIT	(OVF) RAN nnn DN nnn ... nnn	Intercept Treatment for Invalid IIs
IITP	xx yyyy zz	Valid II, II Type, and NCOS for ANI screening bypass
CPAR	(NO) YES	Call Processing parameters
INIT	(NO) YES	Length of Initial String of dialed digits on outgoing calls
ENBL	1-(12)-30	Long Enbloc dialing timeout
ENBS	1-(5)-30	Short Enbloc dialing timeout
IFTO	2-(120)-254	Inter-field FGD timeout in increments of 2 seconds
DGTO	128-(640)-5000	Interdigits timeout
MONT	0-(256)-2048	Minimum On-Hook Time

Alphabetical list of prompts

Prompt	Response	Comment	Pack/Rel
3ANI	(DENY)	3 Digit ANI denied Apply invalid ANI treatment	fdg-17
	NCOS xx	3 Digit ANI allowed Use this NCOS value (0-99)	
ADFT	(OVF) RAN nnn DN nnn . . . nnn	Intercept Treatment for Invalid Address format	fgd-17
ALOW	200-999 ... 200-999	NXX, NPA codes Allowed	basic-1
	<CR>	Proceed to next prompt. Prompted when CLR = DENY or <CR>.	
ANII	0-31	ANI Data Block Index When ANII = 0, there is no ANI screening; 1-31 is the ANI block index number.	fgd-17

Prompt	Response	Comment	Pack/Rel
ANIT		Invalid ANI treatment	fgd-17
	(OVF)	Overflow tone	
	RAN xxx	RAN route (0-511)	
	DN xxxx	Internal or external DN (1-16 digits)	
	NCOS xx	Network Class of Service value (0-99)	
CCAN	aaa (YES)	Call Categories on calls to Carrier, and ANI screening provided.	fgd-17
	aaa NO	Call Categories on calls to Carrier, and ANI screening not provided.	
		aaa can be any of the following:	
	NAM	1 + (inside World Zone 1)	
	NA0	0 + (inside World Zone 1)* (see note below)	
	INT	1 + (outside World Zone 1)	
	IN0	0 + (outside World Zone 1)* (see note below)	
	OPR	0 - calls	
	SAM	1 + (Embodied SAC)	
	SAX	1 + (External SAC)	
	SA0	0 + (External SAC)* (see note below)	
	CUT	Cut-Through	
	(ALL)	All call types (Default when REQ = NEW) Note: aaa entries marked with the symbol * use zero; not the letter O. If the letter is entered in place of the number zero, no error appears. However, NAM and SAM is overridden.	
CCLS	IC	Inter-Exchange Carrier Class	fgd-17
	INC	International Carrier Class	
	CONS	Consolidated Carrier Class	
CDAN	(NO) YES	ANI Digits in CDR Records	fgd-17
CIC	0000-9999	Carrier ID. Response must be three or four digits.	fgd-17

Prompt	Response	Comment	Pack/Rel
CLR	DENY	Denied codes.	basic-1
	ALLOW	If CLR = DENY all NPA/NXX codes are denied except those entered in response to prompt ALLOW (only ALLOW is prompted). Allowed codes.	
	<CR>	If CLR = ALLOW all NPA/NXX codes are allowed except those entered in response to prompt DENY (only DENY is prompted). Proceed to next prompt when REQ = CHG When changing a CRB, if CLR = <CR> then both ALLOW and DENY are prompted. For a new CRB, CLR must = ALLOW or DENY.	
CPAR	(NO) YES	Call Processing Parameters	fgd-17
CUST	xx	Customer number associated with this data block as defined in LD 15	basic-1
DENY	200-999 ... 200-999	NXX, NPA codes Denied	basic-1
	<CR>	Proceed to next prompt Prompted when CLR = ALLOW or <CR>	
DGTO	128-(640)-5000	Interdigits timeout The maximum time between two digits within the same field, in multiples of 128 milliseconds. 5000 rounds down to 4992.	fgd-17
ENBL	1-(12)-30	Long Enbloc dialing timeout Before initial string is complete on outgoing calls.	fgd-17
ENBS	1-(5)-30	Short Enbloc dialing timeout After initial string is complete on outgoing calls.	fgd-17

Prompt	Response	Comment	Pack/Rel
FGNO	0-127	Feature Group D block number The system automatically assigns FGNO numbers in sequential order when REQ = NEW.	fgd-17
IFTO	2-(120)-254	Inter-field FGD Timeout in increments of 2 seconds The maximum time between two fields on incoming calls (in seconds).	fgd-17
IIT	(OVF) RAN nnn DN nnn. . .nnn	Intercept Treatment for Invalid IIs. Where: <ul style="list-style-type: none"> • OVF = Overflow tone • RAN nnn = RAN route • DN nnn . . . nnn = Network or local DN 	fgd-17
IITP	xx yyyy zz	Valid II, II Type, and NCOS for ANI screening bypass. Where: <p>xx = II in range 00-99</p> <p>yyyy = one of the following II types:</p> <ul style="list-style-type: none"> • REGU = Regular • 4A8P = 4 or 8 party • HOTL = Hotel/Motel • CLES = Coinless • TST3 = Test 3 • AIOD = Automatic Identification of Outward Dialing • COIN = Coin • TST7 = Test 7 <p>zz = optional NCOS number defining ANI screening bypass (00-99)</p> <p>When IITP = <CR> and REQ = NEW, the following shows the default arrangement. International codes (12-19) are left undefined.</p> <p>xx = 00, 01, 06, 07, 10, 20, 27, 95</p>	fgd-17

Prompt	Response	Comment	Pack/Rel
		yyyy = REGU, 4A8P, HOTL, CLES, TST3, AIOD, COIN, ST7 zz = No is default	
INIT	(NO) YES	Length of Initial String	fgd-17
INTR	(NO) YES	Intercept Treatment	fgd-17
LAAC	AC1, AC2	Local Area Access Code Prompted with Network Alternate Route Selection (NARS) package 58.	fgd-17
LDAC	AC1, AC2	Long Distance Access Code Prompted with Network Alternate Route Selection (NARS) package 58.	fgd-17
MONT	0-(256)-2048	Minimum On-hook Time The minimum amount of time between acknowledgment wink and answer off-hook signal, in multiples of 128 milliseconds.	fgd-17
NCOS	0-99	NCOS value for subscribers Reprompts current level NPA, NXX, or SUB.	fgd-17
NPA	200-999 <CR>	First 3 ANI digits in NPA format. Only 3 digits are allowed, even when using 1+ dialing. Return to REQ	nanp/ fgd-17
NXX	xxx yyy <CR>	Range of end office numbers Prompted if SLV3 = NXX. Where: <ul style="list-style-type: none"> • xxx = starting or only NXX • yyy = ending NXX (optional) Reprompts NPA	fgd-17
OPER	DN nnn. . . nnn RAN nnn	Treatment for 0+, 0- calls. Where:	fgd-17

Prompt	Response	Comment	Pack/Rel
		<ul style="list-style-type: none"> • DN nnn . . . nnn = 1-16 digit network or local DN • RAN nnn = RAN route (0-511) 	
OVLP	(YES) NO	Overlapped outpulsing by Local Exchange Carrier (LEC)	fgd-17
PRES	(YES) NO	Presubscription	fgd-17
PRTD		Printout Control for Invalid II or ANI Digits	fgd-17
	(NO)	No printout	
	ALL	Printout for all invalid ANI and II digits	
	REJ	Printout all invalid II digits. Printout invalid ANI when not mapped to NCOS.	
REQ		Request	basic-1
	CHG	Change the existing data block	basic-25.4
	END	Exit overlay program	
	MOV	Move data block to a new route MOV command can be used to move code restriction data blocks to a new route.	
	NEW	Add new data block to the system	
	OUT	Remove the data block	
	PRT	Print FGD or ANI data block	
ROUT	0-511	Route number	basic-1
SAC	xxx xxx xxx . . . xxx	Service Access Codes. Default codes: 700, 800, 900, 601.	fgd-17
SHAN	(NO) YES	Show ANI Digits on Terminal Displays	fgd-17
SLV3		Number of digits for screening	fgd-17
	NXX	6 or 10 digit screening. NXX prompt follows.	
	NCOS xx	NCOS xx = 3 digit screening (0-99), all NPA map to NCOS value, NPA is reprompted.	

Prompt	Response	Comment	Pack/Rel
SLV6	SUB	10 digit screening level, SUB prompt appears next. Not allowed if an ending NXX level (yyy) was entered at NXX prompt.	fgd-17
	NCOS xx	6 digit screening level, reprompts NXX. All XXXX numbers under the NPA map to NCOS value (0-99)	
SUB	xxxx yyyy	Range of subscriber numbers. Where: <ul style="list-style-type: none"> • xxxx = starting or only subscriber number • yyyy = ending subscriber number (optional) 	fgd-17
TORT		To Route	basic-1
	0-511	New route number TORT is prompted when REQ = MOV.	
TYPE		Type of data block	basic-1
	ANI	ANI screening data block (for Feature Group D)	
	CRB	Code Restriction data Block	
	FDGB	Feature Group D data Block	

LD 20-22: Print Reports Guide

Table 7 "Print Reports in LDs 20, 21, and 22" (page 635) documents only those print reports that can be obtained in LDs 20, 21, and 22. In the Alphabetical list of many other Administration Overlays, you can find print options at the REQ and TYPE prompts.

To obtain a list of telephones that have particular features, refer to LD 81. Consult LD 93 to print data for Attendant Console groups. Consult LD 95 to print information for the Call Party Name Display (CPND) data block.

Table 7
Print Reports in LDs 20, 21, and 22

Print Report	LD
"2.0 Mb/s Digital Trunk Interface (DT2) data" (page 642)	20
"Analog set (500 and PBX) data" (page 642)	20
"Application Module Link (AML) data" (page 674)	21
"Attendant Console (ATT) data from LD 15" (page 674)	21
"Attendant console (2250) data from LD 12 Business" (page 643)	20
"Audit trail (AUDT) data" (page 690)	22
"Automatic Call Distribution Priority Agent (PRI2) data" (page 642)	20
"Automatic Number Identification (ANI) data" (page 674)	21
"Automatic Trunk Maintenance (ATM) route data" (page 675)	21
"Automatic Trunk Maintenance (ATM) schedule data" (page 675)	21
"Automatic Wake Up (AWU) data" (page 675)	21
"Communication Set (BCS) data" (page 643)	20
"Call Detail Recording (CDR) data" (page 675)	21
"Call Pickup Network Wide (CPNW) data" (page 643)	20
"Call Redirection (RDR) data" (page 676)	21
"Centralized Attendant Service (CAS) data" (page 676)	21
"Centralized Attendant Service (CASK) Key" (page 676)	21

Table 7
Print Reports in LDs 20, 21, and 22 (cont'd.)

Print Report	LD
"Channel data: Real Analog, Virtual Analog and Virtual Digital" (page 644)	20
"Code Restriction (CRB) data" (page 676)	21
"Common Equipment (CEQU) data" (page 690)	22
"Communication Set (BCS) data" (page 643)	20
"Configuration Record (CFN) data" (page 690)	22
"Controlled Class of Service (CCS) data" (page 676)	21
"Core Inventory (CINV) data for all systems" (page 691)	22
"Customer data block (CDB)" (page 676)	21
"Data access card (DAC) data" (page 645)	20
"Dial Intercom Group (DIG) data" (page 645)	20
"Dial Tone Detector (DTD and XTD) data" (page 645)	20
"Digital Communications Set data" (page 646)	20
"Digital set (2000 series, 3000, and Aries) data" (page 646)	20
"Digitone Receiver (DTR) data" (page 646)	20
"Directory number (DNB) data" (page 647)	20
"Directory number (DNB) range data" (page 647)	20
"Directory number (DNB) selection" (page 647)	20
"Flexible Code Restriction (FCR) data" (page 677)	21
"Flexible Feature Codes (FFC) data" (page 677)	21
"Hospitality Management (HSP) data" (page 677)	21
"Hot Line List (HTL) data" (page 648)	20
"Hunting (HNT, GHT, and EHT) data" (page 648)	20
"Input/output device (ADAN) data" (page 691)	22
"Integrated Message Service (IMA) data" (page 692)	22
"Integrated Message Service (IMS) data" (page 678)	21
"Intercept Computer Update (ICP) data" (page 678)	21
"Intercept Treatments (INT) data" (page 678)	21
"ISDN Signaling Link (ISLL) data" (page 678)	21
"Issue and Release (ISS)" (page 692)	22
"Listed Directory Numbers (LDN) data" (page 678)	21
"Multifrequency (MFC, MFE, MFR, MFK5, MFK6, MFVE) data" (page 649)	20
"Networking (NET) data" (page 679)	21

Table 7
Print Reports in LDs 20, 21, and 22 (cont'd.)

Print Report	LD
"Mobile Extension (MOBX) data" (page 649)	20
"Out of Service unit (OOSLT and OOSMLT) data" (page 650)	20
"Overlay area (OVLY) data" (page 692)	22
"Package (PKG) information" (page 692)	22
"Password (PWD) data" (page 692)	22
"Peripheral Software Version (PSWV) data" (page 693)	22
"Power (PWR) data" (page 650)	20
"Pretranslation (PRE) data" (page 650)	20
"Set Relocation (SRDT) data" (page 680)	21
"Special Service List (SSL) data" (page 650)	20
"Speed call lists (SCL) data" (page 650)	20
"System Limits (SLT) data" (page 693)	22
"System Loop Limit (SLL) data" (page 693)	22
"System Patch (ISSP) data" (page 693)	22
"Tandem Connection (TCON) data" (page 651)	20
"Tape ID (TID) data" (page 693)	22
"Template (TEM) data" (page 651)	20
"Terminal Number Block (TNB) data for telephones and trunks" (page 651)	20
"Terminal Number Block (TNB) range data" (page 652)	20
"Test lines (TST) data" (page 680)	21
"Timers (TIM) data" (page 680)	21
"Tone Detector (TDET) data" (page 652)	20
"Trunk data: All Trunks" (page 653)	20
"Trunk Members (LTM) data" (page 680)	21
"Trunk data: Specific Trunk types" (page 653)	20
"Universal Extension (UEXT) data" (page 654)	20
"Unused Card (LUC) data" (page 654)	20
"Unused Directory Number (LUDN) data" (page 654)	20
"Unused Units (LUU) data" (page 655)	20
"Unused Voice or Data unit (LUVU or LUDU) data" (page 655)	20
"Value Added Server (VAS) data" (page 693)	22
"Voice Mailbox (VMB) data" (page 656)	20

LD 20: Print Routine 1

Overlay program 20 allows data to be printed for the following blocks:

- all hunting
- group calls
- speed calls
- template data blocks
- terminal numbers
- pre-translation

Data Access Card (NT7D16)

By responding R232, R422, or DAC to the **TYPE** prompt in LD 20, you can print out the configured parameters for each port, or the entire DAC.

If a specific TN is entered, the current settings are uploaded from the unit and printed with the database settings. This is useful if parameters have been altered during keyboard or Hayes dialing modify procedures.

Templates

Templates store telephone information in system memory. Telephones with the same configuration of keys and Class of Service share the same template. This makes efficient use of Protected Data Store. Template Audit (LD 1) is used to remove unused templates.

Multiple Appearance Redirection Prime (MARP)

When printing the TN block, "MARP" is output next to a DN appearance if it is the MARP TN for that DN. When printing the DN block, "MARP" is output prior to the DES if it is the MARP TN. Refer to *Features and Services Fundamentals* (NN43001-106) for an explanation of the MARP feature.

The security password can be required to print telephone and TN information. The password (SPWD) is required if the Station Security Authcode package (229) is equipped and the password is defined.

Linked Overlay programs

Overlay programs 10, 11, 20 and 32 are linked thus eliminating the need to exit one Overlay and enter another. Once one of the above Overlays has been loaded it is possible to add, print and get the status of a set without having to exit one Overlay and load another.

The input processing has also been enhanced. Prompts ending with a colon (:) allow the user to enter either:

Step	Action
1	a question mark (?) followed by a carriage return (<CR>) to get a list of valid responses to that prompt or
2	an abbreviated response. The system then responds with the nearest match. If there is more than one possible match the system responds with SCH0099 and the input followed by a question mark and a list of possible responses. The user can then enter the valid response.
--End--	

Prompts and responses

Prompt	Response	Comment
REQ:	a...a	Request (REQ responses begin on "REQ" (page 663))
TYPE:	a...a	Type of data block (Type responses begin on "TYPE" (page 667))
MODL	xxx	Model number for Small System and CS 1000S (1-3 digits)
TBNO	1-254	Table Number for 16-Button DTMF
TN	l s c u	Terminal Number (l s c u ranges are defined on "TN" (page 666))
CDEN	aa	Card Density (aa = SD, DD, 4D, or 8D)
CUST	xx xx	Customer number
BUID	x...x	Media Gateway 1000B (MG 1000B) User ID
MOTN	l s c u	Main Office TN
GRP	1-4095	Group number to be printed
MPHI	YES NO	Meridian Packet Handler Interface
SPWD	xxxx	Security Password
TEN	x...x	Tenant (0 or 1-511)
DN	x...x	Directory Number

Prompt	Response	Comment
DATE	dd mmm yyyy	Date
PAGE	(NO) YES	Data printed on a per-page basis
- ADJUST PAPER THEN <CR>		Adjust Paper so that printing starts at top of sheet
DES	d...d	Designator
IP_PHONE_MODEL	xxxxxx	IP Phone model as defined in LD 11
KEM_RANGE	<startKEM> <endKEM> <CR>	Specifies range of keys to print for the IP Phone 1200 Series KEMs attached to an IP Phone 1220, or 1230. <CR> = Print all IP Phone 1200 Series KEM keys.
CTYP	(XDLC) EDLC	Card type is 16 port DLC Card type is 24 port DLC
NACT	(NO) YES	Next Activity
AACS	NO YES	Application acquired set
SCNO	0-8190	Speed Call list Number
LSNO	0-8190	Speed Call or System Speed Call List Number
RNGE	xxxx yyyy	Range of list entries to be printed, inclusive from first entry number to last entry number.
HTNO	xxxx	Hunt Number
DGRP	0-2045	Dial Intercom Group
DMEM	0-99	Dial Intercom Group (DIG) Member number
FOR	a...a	Print template data for telephone type.
KEY	(NO) YES	Print data for multi-line telephones
CSDN	x..x	Print the Converged Service Directory Number
GRNO	0-63	Group Call Group Number
INFO	aaa	Information for templates (aaa = FRM, USE, USS, or DEF)
TEM	x...x	Template
EHNO	x...x	External Hunt DN
EMULATED	YES / NO	Display IP Phones registered in Emulation Mode / non-Emulation Mode.
XTRK	aaa	aaa = DB32, DB96 or M32S

Alphabetical list of print reports 2.0 Mb/s Digital Trunk Interface (DT2) data

Prompt	Response	Comment
REQ:	PRT	Print
TYPE:	DT2	2.0 Mb/s DTI output
TN	l s c u	Terminal Number (loop, shelf, card, unit)
CUST	xx	Customer number
DATE	dd mmm yyyy	Print data from date specified
	ACT	Print data from last activity
PAGE	(NO) YES	Data printed on a per page basis

Analog set (500 and PBX) data

Prompt	Response	Comment
REQ:	PRT	Print
TYPE:	500	500/2500 type analog sets
	PBX	Private branch exchange sets
TN	l s c u	Terminal Number (loop, shelf, card, unit)
CDEN	SD, DD, 4D, 8D	Single, Double, Quad or Octal Density
CUST	xx	Customer number
NUMZONE	0-1023	Numbering zone Package 420 (Zone Based Dialing) must be equipped.
TEN	0-511	Tenant
DATE	dd mmm yyyy	Print data from date specified
	ACT	Print data from last activity
PAGE	(NO) YES	Data printed on a per page basis
DES	d...d	Print all units with DES "d...d"
	d+	Print all units starting with "d"
	<CR>	Disregard DES

Automatic Call Distribution Priority Agent (PRI2) data

Prompt	Response	Comment
REQ:	PRT	Print
TYPE:	PRI2	ACD Priority Agents
TN	l s c u	Terminal Number (loop, shelf, card, unit)
CUST	xx	Customer number
DATE	dd mmm yyyy	Print data from date specified

Prompt	Response	Comment
	ACT	Print data from last activity
PAGE	(NO) YES	Data printed on a per page basis

Attendant console (2250) data from LD 12 Business

Prompt	Response	Comment
REQ:	PRT	Print
TYPE:	2250	M2250 Console
TN	l s c u	Terminal Number (loop, shelf, card, unit)
CDEN	SD, DD, 4D, 8D	Single, Double, Quad or Octal Density
CUST	xx	Customer number
NUMZONE	0-1023	Numbering zone Package 420 (Zone Based Dialing) must be equipped.
DATE	dd mmm yyyy	Print data from date specified
	ACT	Print data from last activity
PAGE	(NO) YES	Data printed on a per page basis

Communication Set (BCS) data

Prompt	Response	Comment
REQ:	PRT	Print
TYPE:	BCS	Business Communication Sets
TN	l s c u	Terminal Number (loop, shelf, card, unit)
CDEN	SD, DD, 4D, 8D	Single, Double, Quad or Octal Density
CUST	xx	Customer number
TEN	0-511	Tenant
DATE	dd mmm yyyy	Print data from date specified
	ACT	Print data from last activity
PAGE	(NO) YES	Data printed on a per page basis
DES	d...d	Print all units with DES "d...d"
	d+	Print all units starting with "d"
	<CR>	Disregard DES

Call Pickup Network Wide (CPNW) data

Prompt	Response	Comment
REQ:	PRT	Print

Prompt	Response	Comment
TYPE:	CPNW	Call Pickup Network Wide data
CUST	xx	Customer number

Channel data: Real Analog, Virtual Analog and Virtual Digital

Prompt	Response	Comment
REQ:	PRT	Print
TYPE:	RAC	Real Analog Channels
	VAC	Virtual Analog Channels
	VDC	Virtual Digital Channels
TN	l s c u	Terminal Number (loop, shelf, card, unit)
DATE	dd mmm yyyy	Print data from date specified
	ACT	Print data from last activity
PAGE	(NO) YES	Data printed on a per page basis

Class Modem unit data

Prompt	Response	Comment
REQ:	PRT	Print
TYPE:	CMOD	CLASS modem unit
TN	l s c u	Terminal Number (loop, shelf, card, unit)
DATE	dd mmm yyyy	Print data from date specified
	ACT	Print data from last activity
PAGE	(NO) YES	Data printed on a per page basis

Calling Line ID Verification data

Prompt	Response	Comment
REQ	PRT	Print
TYPE	CLIDVER	Calling Line ID Verification
CUST	xx	Customer number as defined in LD 15. (See CUST response on "CUST" (page 658))
SORTBY	(DN) TN	Data printed is sorted by DN or TN
DN	x...x	Print for Directory Number. If no value is entered, the report includes all Directory Numbers.
TN	l s c u	Terminal Number (loop, shelf, card, unit)
ESA_ONLY	(YES) NO	Print data for ESA call type only or print data for all call types.
SHORT	(YES) NO	Print data in short (80 characters) or long format.

Data access card (DAC) data

By responding R232, R422 or DAC to the TYPE prompt in LD 20, the configured parameters for each port or the entire DAC can be printed.

If a specific TN is entered, the current settings are uploaded from the unit and printed with database settings. This is useful if parameters have been altered during keyboard or Hayes dialing modifying procedures.

Prompt	Response	Comment
REQ:	PRT, LTN, LUU	Print data, TN, or unit for the TN specified
TYPE:	DAC	Print data for whole DAC
	R232	Print data for the RS-232-C ports
	R422	Print data for the RS-422 ports
TN	l s c u	Terminal Number (loop, shelf, card, unit)
CUST	xx	Customer number
TEN	0-511	Tenant
DATE	dd mmm yyyy	Print data from the date specified
	ACT	Print data from the last Activity
PAGE	(NO) YES	Data printed on a per-page basis
DES	d...d	Print all units with DES "d...d"
	d+	Print all units starting with "d"
	<CR>	Disregard DES

Dial Intercom Group (DIG) data

Prompt	Response	Comment
REQ:	PRT	Print
TYPE:	DIG	Dial Intercom Group
CUST	xx	Customer number
DGRP	0-2045	Dial Intercom Group
DMEM	0-99	Dial Intercom Group Member number

Dial Tone Detector (DTD and XTD) data

Prompt	Response	Comment
REQ:	PRT	Print
TYPE:	DTD	Dial Tone Detector data
	XTD	Extended Dial Tone Detector
TN	l s c u	Terminal Number (loop, shelf, card, unit)
CUST	xx	Customer number

Prompt	Response	Comment
DATE	dd mmm yyyy	Print data from date specified
	ACT	Print data from last activity
PAGE	(NO) YES	Data printed on a per page basis

Digital Communications Set data

Prompt	Response	Comment
REQ:	PRT	Print
TYPE:	DCS	Digital Communications Set
CUST	xx	Customer Number associated with this data block
DMC	l s c	Digital Enhanced Cordless Telecommunications (DECT) Mobility Controller Location

Digital set (2000 series, 3000, and Aries) data

Prompt	Response	Comment
REQ:	PRT	Print
TYPE:	a...a	Type of data block (Type responses begin on page "Alphabetical list of prompts" (page 656))
TN	l s c u	Terminal Number (loop, shelf, card, unit)
CDEN	SD, DD, 4D, 8D	Single, Double, Quad or Octal Density
CUST	xx	Customer number
NUMZONE	0-1023	Numbering zone Package 420 (Zone Based Dialing) must be equipped.
TEN	0-511	Tenant
DATE	dd mmm yyyy	Print data from date specified
	ACT	Print data from last activity
PAGE	(NO) YES	Data printed on a per page basis

Digitone Receiver (DTR) data

Prompt	Response	Comment
REQ:	PRT	Print
TYPE:	DTR	Digitone Receiver data
TN	l s c u	Terminal Number (loop, shelf, card, unit)
CDEN	SD, DD, 4D, 8D	Single, Double, Quad or Octal Density
DATE	dd mmm yyyy	Print data from date specified
	ACT	Print data from last activity
PAGE	(NO) YES	Data printed on a per page basis

Directory number (DNB) data

Prompt	Response	Comment
REQ:	PRT	Print
TYPE:	DNB	Directory number data block
CUST	xx	Customer number
DN	x...x	Print for Directory Number
DATE	dd mmm yyyy	Print data from the date specified
	ACT	Print data from the last Activity
PAGE	(NO) YES	Data printed on a per-page basis
DES	d...d	Print all units with DES "d...d"
	d+	Print all units starting with "d"
	+	Print units with no DES assignment
	<CR>	Disregard DES
ADJUST PAPER THEN <CR>	<CR>	Adjust paper so that printing starts at top of sheet

Directory number (DNB) range data

Prompt	Response	Comment
REQ:	PRT	Print
TYPE:	DNB	Directory Number block
CUST	xx	Customer number
DN	xxxx-xxxx	Directory Number range

Directory number (DNB) selection

Prompt	Response	Comment
REQ:	PRT	Print
TYPE:	DNB	Directory Number block
CUST	xx	Customer number
DN	xxxx,xxxx,..	Up to 8 DNs can be entered (separated by a comma)
DATE	dd mmm yyyy	Print data from the date specified
	ACT	Print data from the last Activity
PAGE	(NO) YES	Data printed on a per-page basis
DES	d...d	Print all units with DES "d...d"
	d+	Print all units starting with "d"
	+	Print units with no DES assignment

Prompt	Response	Comment
	<CR>	Disregard DES
ADJUST PAPER THEN	<CR>	
	<CR>	Adjust paper so that printing starts at top of sheet

Group Call (GRP) data

Prompt	Response	Comment
REQ:	PRT	Print
TYPE:	GRP	Group Call
GRNO	0-63	Group Call Group Number

Hot Line List (HTL) data

Prompt	Response	Comment
REQ:	PRT	Print
TYPE:	HTL	Hot Line List
CUST	xx	Customer number
RNGE	xxxx...xxxx	Range of Hot Line list entries (0-1000) to be printed for this customer
	<CR>	Print all entries in the Hot Line list

Hunting (HNT, GHT, and EHT) data

Prompt	Response	Comment
REQ:	PRT	Print
TYPE:	HNT	Hunting
	EHT	External Hunting
	GHT	Group Hunting
CUST	xx	Customer number
HTNO	x...x	Hunt Directory Number
EHNO	x...x	External Hunt Directory Number

IP Phone Model (ISET) data

Prompt	Response	Comment
REQ:	LTN	List TN of TYPE specified
	PRT	Print data block for the TYPE specified
TYPE:	ISET	Enable filtering by IP Phone model name
TN	l s c u	Terminal Number associated with the unit

Prompt	Response	Comment
CUST	xx	Customer number
NUMZONE	0-1023	Numbering zone Package 420 (Zone Based Dialing) must be equipped.
TEN	0, 1-511	Tenant
DATE	dd mmm yyyy	Print data from date specified
PAGE	(NO) YES	Date printed on a per page basis
DES	d...d, d+, +	Designator
IP_PHONE_MODEL		IP Phone model as defined in LD 11.
	xxxxxx	IP Phone model associated with the report.
MRCD	N/A	Display the list of key numbers corresponding to the USER IDs registered for Call Recording

Mobile Extension (MOBX) data

Prompt	Response	Comment
REQ:	PRT	Print.
TYPE:	MOBX	Mobile Extension Universal Extension unit
UXID	<CLID>	Calling Line ID of Mobile Extension Universal Extension unit

Multifrequency (MFC, MFE, MFR, MFK5, MFK6, MFVE) data

Prompt	Response	Comment
REQ:	PRT	Print
TYPE:	MFC	Multifrequency compelled sender/receiver
	MFE	Multifrequency signaling for Socotel sender/receiver
	MFR	Multifrequency receiver (for Feature group D)
	MFVE	Multifrequency versatile units
	MFK5	2/5 Spanish KD3 MF signaling
	MFK6	2/6 Spanish KD3 MF signaling
TN	l s c u	Terminal Number (loop, shelf, card, unit)
	l ch	DTI/PRI loop and channel
	s ch	DTI/PRI shelf and channel
CDEN	SD, DD, 4D, 8D	Single, Double, Quad or Octal Density
DATE	dd mmm yyyy	Print data from date specified
	ACT	Print data from last activity
PAGE	(NO) YES	Data printed on a per page basis

Out of Service unit (OOSLT and OOSMLT) data

Prompt	Response	Comment
REQ:	PRT	Print
TYPE:	OOSLT	Single line TNs that are Out-of-Service
	OOSMLT	Multi-line TNs that are Out-of-Service
TN	l s c u	Terminal Number associated with the unit

Power (PWR) data

Prompt	Response	Comment
REQ:	PRT	Print
TYPE:	PWR	Power data block
TN	l s c u	Terminal Number (loop, shelf, card, unit)
CDEN	SD, DD, 4D, 8D	Single, Double, Quad or Octal Density
DATE	dd mmm yyyy	Print data from date specified
	ACT	Print data from last activity
PAGE	(NO) YES	Data printed on a per page basis

Pretranslation (PRE) data

Prompt	Response	Comment
REQ:	PRT	Print
TYPE:	PRE	Pretranslation
CUST	xx	Customer number

Special Service List (SSL) data

Prompt	Response	Comment
REQ:	PRT	Print
TYPE:	SSL	Special Service List
SSL	1-15	Special Service List number

Speed call lists (SCL) data

Prompt	Response	Comment
REQ:	PRT	Print
TYPE:	SCL	Regular and System Speed Call Lists
LSNO	0-8190	List Number for Speed Call or System Speed Call
	<CR>	Print for all lists

Prompt	Response	Comment
RNGE	xxxx xxxx <CR>	Range of Speed Call entries (0-1000) to be printed Print all entries

Tandem Connection (TCON) data

Prompt	Response	Comment
REQ:	PRT	Print
TYPE:	TCON	Tandem Connection for Meridian Packet Handler and PRI connections

Template (TEM) data

Prompt	Response	Comment
REQ:	PRT	Print
TYPE:	TEM	Templates
FOR	aaa	Telephone type
INFO	FRM	Print key/feature assignments template.
	USE	Print number of users of the template
		Note: Valid with the INFO prompt only when "500", "BCS", "SL1", "1210", "1220", or "1230" is entered in response to the FOR prompt.
	USS	Print TN using the template
	DEF	Print number of templates defined and the number of templates allowed
		Note: Valid with the INFO prompt only when "500", "BCS", "SL1", "1210", "1220", or "1230" is entered in response to the FOR prompt.
TEMP	xxxx <CR>	Telephone template number. Print all templates

Terminal Number Block (TNB) data for telephones and trunks

Prompt	Response	Comment
REQ:	PRT	Print
TYPE:	TNB	Terminal Number Block
TN	l s c u,...	Terminal Number (Up to 6 TNs can be entered)
CDEN	SD, DD, 4D, 8D	Card Density
CUST	xx xx	Customer number

Prompt	Response	Comment
NUMZONE	0-1023	Numbering zone Package 420 (Zone Based Dialing) must be equipped.
MPHI	YES, NO	Meridian Packet Handler Interface
SPWD	xxxx	Security Password
TEN	0, 1-511	Tenant
DATE	dd mmm yyyy	Print data from date specified
PAGE	(NO) YES	Date printed on a per page basis
DES	d...d, d+, +	Designator
NACT	(NO) YES, END	Next Activity
AACS	a...a	Application acquired set (a...a = (NO), AGTH, or AGT)
ASID	x...x	Application Service ID
SFNB	1 2 ...	Set Feature Notification Bitmap
SFRB	1 2 ...	Set Feature Route Bitmap
USFB	1 2 ...	Unsolicited Status Message (USM) Filter Bitmap
CALB	1 2 ...	Call Filter Bitmap
SMCB	1-17	Print set message control bitmap
SMOO	(NO) YES	(Do not set) Set message optimize option
MRCD	N/A	Display the list of key numbers corresponding to the USER IDs registered for Call Recording

Terminal Number Block (TNB) range data

Prompt	Response	Comment
REQ:	PRT	Print
TYPE:	TNB	Terminal Number Block
TN	l s c u-l s c u	Terminal Number Range

Tone Detector (TDET) data

Prompt	Response	Comment
REQ:	PRT	Print
TYPE:	TDET	Tone Detector data
TN	l s c u	Terminal Number (loop, shelf, card, unit)
DATE	dd mmm yyyy	Print data from date specified
	ACT	Print data from last activity
PAGE	(NO) YES	Data printed on a per page basis

Trunk data: All Trunks

Prompt	Response	Comment
REQ:	PRT	Print
TYPE:	TRK	Trunk data block
TN	l s c u	Terminal Number (loop, shelf, card, unit)
CDEN	SD, DD, 4D, 8D	Single, Double, Quad or Octal Density
CUST	xx	Customer number
DATE	dd mmm yyyy	Print data from date specified
	ACT	Print data from last activity
PAGE	(NO) YES	Data printed on a per page basis

Trunk data: Specific Trunk types

Prompt	Response	Comment
REQ:	PRT	Print
TYPE:	ADM	Add-on Data Module
	AWR	Automatic Wake-Up RAN/Music trunks
	CAA	Common Control Switching Arrangement
	CAM	CAMA trunks
	COT	Central Office trunks
	CSA	Common control switching arrangement access line
	DIC	Dictation trunks
	DID	Direct inward dial trunks
	FEX	Foreign Exchange trunks
	FGDT	Feature Group D trunks
	IDA	Integrated digital access trunks
	ISA	Integrated services access trunks (ISDN)
	MCU	Meridian Communications Unit
	MDM	Modem/Data Module
	MUS	Music trunks
	CBCT	NI-2 CBC trunk
	PAG	Paging trunks
	R232	RS-232 mode data
	R422	RS-422 mode data
	RAN	Recorded announcement trunks
	RCD	Recorder trunks

Prompt	Response	Comment
	RDC	Real digital channel
	RLM	Release Link Main trunks
	RLR	Release Link Remote trunks
	TIE	TIE trunks
	WAT	Wide Area Telephone service trunks
TN	l s c u	Terminal Number (loop, shelf, card, unit)
CDEN	SD, DD, 4D, 8D	Single, Double, Quad or Octal Density
CUST	xx	Customer number
DATE	dd mmm yyyy	Print data from date specified
	ACT	Print data from last activity
PAGE	(NO) YES	Data printed on a per page basis

Universal Extension (UEXT) data

Prompt	Response	Comment
REQ:	PRT	Print.
TYPE:	UEXT	Universal Extension data
TN	l s c u	Terminal Number associated with the Universal Extension unit
CUST	xx	Customer number
UXTY	xxxx	Type of Universal Extension.
UXID	<CLID>	Calling Line ID of Universal Extension.

Unused Card (LUC) data

Prompt	Response	Comment
REQ:	LUC	List Unused Card data blocks.
TN	l s c	Terminal Number (loop, shelf, card)
	s ch	DTI/PRI shelf and channel
	l ch	DTI/PRI loop and channel

Unused Directory Number (LUDN) data

Prompt	Response	Comment
REQ:	PRT	Print
TYPE:	LUDN	List Unused Directory Numbers
CUST	xx	Customer number
DN	xxxx-xxxx	DN range

Unused Units (LUU) data

Prompt	Response	Comment
REQ:	LUU	List Unused Units
TYPE:		Peripheral equipment requiring TNs:
	500	Single line or analog sets
	SL1	SL-1 sets
	2000	Digital sets and M2250 consoles
	DTR	Digitone Receiver
	DSL	Digital Subscriber Loop
	MCU	Meridian Communications Unit
	TRK	All trunks
	VGW	Voice Gateway
	1110	New IP Phones
	1120	
	1130	
	1140	
	1145	
	1150	
	1160	
	2001	
	2002	
	2004	
	2004p1	
	2004p2	
	2007	
	2033	
	2210	
	2211	
	2212	
	6120	
	6140	
	a...a	Any specific trunk type (e.g., COT, DID, FEX, WAT, etc.)
TN	l s c u	Terminal Number

Unused Voice or Data unit (LUVU or LUDU) data

Prompt	Response	Comment
REQ:	LUVU	List Unused Voice Units
	LUDU	List Unused Data Units
TYPE:		Peripheral equipment requiring TNs:
	500	Single line or analog sets
	SL1	SL-1 sets

Prompt	Response	Comment
	2000	Digital sets and M2250 consoles
	DTR	Digitone Receiver
	DSL	Digital Subscriber Loop
	MCU	Meridian Communications Unit
	TRK	All trunks
	1110	New IP Phones
	1120	
	1130	
	1140	
	1145	
	1150	
	1160	
	2001	
	2002	
	2004	
	2004p1	
	2004p2	
	2007	
	2033	
	2210	
	2211	
	2212	
	6120	
	6140	
	a...a	Any specific trunk type (e.g., COT, DID, FEX, WAT, etc.)
TN	xx...xxxx	Terminal Number

Voice Mailbox (VMB) data

Prompt	Response	Comment
REQ:	PRT	Print
TYPE:	VMB	Voice Mailbox information
CUST	<CR>	Customer number automatically appears. No entry is needed.
DN	xxxx	Print for Directory Number
VMB_STATE	nnnn	Print based on Voice Mailbox State

Alphabetical list of prompts

Prompt	Response	Comment	Pack/Rel
AACS		Application acquired set	ngcc-22

Prompt	Response	Comment	Pack/Rel
	NO	The TN is not acquired by an application	
	YES	The TN is acquired by an application	
ADJUST PAPER THEN <CR>		Adjust paper then <CR> to start printing	basic-1
	<CR>	Start printing	
ASID	x...x	Application Service ID from which the acquired request originated	ngcc-22
		The ASID is used for sending the monitor/control messages to the application. The ASID value is updated based on the applications's Acquire message for the TN. Since the AML over Ethernet (ELAN subnet) is used to communicate between the Meridian 1 and the application(s), the value of the existing VSID can be used to uniquely identify the application that has acquired this device.	
		ASID is printed if AACS = YES.	
BUID	x...x	MG 1000B User ID	
		For CS 1000S system	sbo-2
CALB	1 2 ...	Call Filter Bitmap	ngcc-22
		CALB applies to messages such as PCI, DN update, etc.	
		This bitmap is downloaded by the application which is used to control the sending of messages on behalf of the acquired TN. A numeric value would only be printed if the corresponding set message is enabled.	
		CALB is printed if AACS = YES.	

Prompt	Response	Comment	Pack/Rel
CDEN	SD	Single Card Density	basic-7
	DD	Double Card Density	
	4D	Quadruple Card Density	
	8D	Octal Card Density	
	<CR>	For all card densities	
CSDN	x..x	Print the Converged Service Directory Number	sip-4.00
CTYP	(XDLC)	Card type is 16 port DLC	basic-25
	EDLC	Card type is 24 port DLC	
		Note: EDLC not supported on Small System and CS 1000S	
CUST	xx xx	Customer number as defined in LD 15 Print data range from first to last customer. Not prompted when: <ol style="list-style-type: none"> 1. REQ = LUU or LUC 2. TYPE = SCL, DIG or TEM 3. a complete TN is entered <p>If no value is entered, then data blocks are printed for all customers.</p>	basic-1
DATE	dd mmm yyyy	Print data from date specified. Where: <ul style="list-style-type: none"> • dd = 1-31 • mmm = JAN-DEC • yyy = year (e.g. 1993) <p>DATE is prompted for TN related data.</p>	basic-1
	<CR>	Print data and show last activity date.	
	ACT	Print data from last activity date.	
DES		ODAS Station Designator	odas-1

Prompt	Response	Comment	Pack/Rel
	d...d	Print all units with ODAS designator. Enter a 1-6 alphanumeric character representing an Office Data Administration System (ODAS) Station Designator.	
	d+	Print units starting with ODAS designator d	
	+	Print units with no ODAS designator assigned	
	<CR>	Disregard ODAS designator	
		DES is prompted on TN related data The printing of data is subject to restrictions imposed by responses to TN and DATE.	
DGRP		Dial Intercom Group	basic-1
	0-2045	DIG numbers per customer	
	<CR>	Print all Dial Intercom Groups for customer	
		DGRP is prompted when TYPE = DIG	
DMC	l s c	Digital Enhanced Cordless Telecommunications (DECT) Mobility Controller Location	mc32-25
	c	Small System and CS 1000S format	
DMEM	0-99	Dial Intercom Group (DIG) Member number	basic-1
	<CR>	Print all DIG member numbers	
DN		Directory Number	basic-19
		If no value is entered, the report includes all Directory Numbers.	
	xxxx	Print data block for DN	
	xxxx <space>	If a space is entered after the Directory Number the system reprompts for DN. A maximum of six DNs can be stacked and printed at one time.	

Prompt	Response	Comment	Pack/Rel
	x<CR>	All DNs starting with first digit x (X000-X999)	
	xx<CR>	All DNs starting with first two digits xx (XX00-XX99)	
	xxx<CR>	All DNs starting with first three digits xxx (XXX0-XXX9)	
	x-<CR>	All DNs between X000-9999	
	x-y<CR>	All DNs between DN X000 through Y999	
	xx-yyy<CR>	All DNs between DN XX00 through YYY9	
	xxxx xxxx	Two specific DNs. Up to a maximum of 8 DNs.	
	xxxx-yyyy	All DNs between XXXX and YYYY	
EHNO	xxxx	External HUNT DN Up to 4 digits, up to 7 digits with Directory Number Expansion (DNXP) package 150. EHNO is prompted when TYPE = EHT	eht-10
EMULATED	YES / NO / <CR>	Print emulated / non-emulated / all IP Phones .	basic-5.00
ESA_HLCL	x...x	Home Local Code for Emergency Service Access (up to 12 digits).	
ESA_INHN	YES/NO	Insert/Do not Insert Home National Code in front of ESA_HLCL.	
ESA_APDN	YES/NO	Append/Do not append DN after ESA_HLCL.	
ESA_ONLY	(YES) NO	Print data for ESA call type only or print data for all call types.	basic-4.00

Prompt	Response	Comment	Pack/Rel
FOR		Print template information for telephone type	basic-1
	500	Print data for 500/2500 telephones.	
	2xxx	Print data for 2000 type telephones (specify type).	
	3xxx	Print data for 3000 type telephones (specify type)	basic-24
	SL1	Print data for SL-1 telephones.	
	I2004	Print data for IP Phone type 2004	basic-25
	I2002	Print data for IP Phone type 2002, CS 1000S.	basic-2
	I2050	Print data for IP SoftPhone type 2050, CS 1000S	
	1210	Print data for IP Phone type 1210.	basic-5.50
	1220	Print data for IP Phone type 1220.	
1230	Print data for IP Phone type 1230.		
GRNO	0-63	Group Call Group Number. Prompted when TYPE = GRP	grp-1
	<CR>	Print all group call groups.	
GRP	1 - 4095	Group number to be printed	grp-21
	<CR>	All groups assigned to a speed call list are printed.	
HTNO	x...x	Hunt Directory Number Up to 4 digits, up to 7 digits with Directory Number Expansion (DNXP) package 150. Prompted when TYPE = HNT.	basic-1
INFO		Information for Templates	basic-1

Prompt	Response	Comment	Pack/Rel
	FRM	Print key/feature assignment template	
	USE	Print the number of users of the template.	
	USS	Print the TN using the template.	
	DEF	Print the number of templates defined and the number allowed.	
IP_PHONE_MODEL		IP Phone model	basic-4.50
	xxxxxx	IP Phone model as defined in LD 11.	
KEM_RANGE	<startKEM> <endKEM>	Specifies range of keys to print from IP Phone 1200 Series KEMs attached to an IP Phone 1220 or 1230. Where: <ul style="list-style-type: none"> • <startKEM> = 1-4 • <endKEM> = <startKEM>+1 - 4 If no <endKEM> is specified, only the keys corresponding to the KEM identified in <startKEM> are printed. <p>Note: Only prompted when the value specified at the TYPE prompt is 1220 or 1230.</p>	basic-5.50
	<CR>	Print keys from all IP Phone 1200 Series KEMs configured on IP Phones 1220 or 1230.	
LSNO	0-8190	Speed Call Lists	basic-1
		When inputting list number for printout, non-DN input exceeding 4 digits can be truncated. Only the 4 right-most digits is accepted and printed	
MODL	xxx	Model number for Small System (1-3 digits) Model number for CS 1000S (1-3 digits)	basic-15 basic-1

Prompt	Response	Comment	Pack/Rel
MOTN		Main Office TN	
	<CR>	Accept default when CS 1000S is the Main Office	sbo-2.0
	I s c u	When Main Office is a Large System or CS 1000E	
		MG 1000B with MGC, the MOTN TN entered for an IP Phone is 4-field format	basic-5.00
MPHI	YES NO	Meridian Packet Handler Interface. Prompted when TYPE = MCU. Respond YES if using the MCU for MPH interfaces.	mph-19
NACT		Next Activity	odas-1
	(NO)	Return to REQ prompt	
	YES	Reset the ACT date to the current system date, print the new ACT value and exit the Overlay.	
	END	End Overlay program	
PAGE	(NO) YES	Data printed on a per-page basis Prompted only on TN related data	basic-1
NUMZONE	(NO) YES	Numbering zone	zbd-6.00
REQ:		Request	basic-1
	END	Exit overlay program	
	LTN	List TN of TYPE specified	
	LUC	Print Unused Card data blocks of TYPE specified	
	LUDU	List Unused Data Units	
	LUU	Print Unused Units of TYPE specified	
	LUVU		

Prompt	Response	Comment	Pack/Rel
	PRT	<p>List Unused Voice Units</p> <p>Print data block for the TYPE specified.</p> <p>The following is a list of valid responses. For further information, consult the appropriate Overlay program.</p> <p>LD 32: CDSP CMIN CONV CPWD DISC DISI DISL DISN DISS DISU DSCT DSPS DSXP ENCT ENLC ENLG ENLL ENLN ENLS ENLU ENPS ENXP IDC IDCS IDU LBSY LDIS LIDL LMNT PBXT SDLC STAT SUPL TRK XNTT XPCT XPEC</p> <p>LD 10 or 11: CHG CPY MOV NEW OUT</p>	
RNGE	xxxx yyyy	Range of list entries to be printed, inclusive from first entry number to last entry number.	optf-1
	<CR>	Print All members of a specified SCL or SSC list.	
SCNO	0-253	Speed Call list Number	optf-1
	0-8190	Speed Call list Number	
	<CR>	Print all lists. Prompted when TYPE = SCL	
SFNB	1 2 ...	<p>Set Feature Notification Bitmap</p> <p>SFNB is used for messages such as: SFN (login), SFN (logout), ...</p> <p>This bitmap is downloaded by the application which is used to control the sending of SFN messages on behalf of the acquired TN. A numeric value is printed only if the corresponding message is enabled.</p> <p>SFNB is printed if AACS = YES.</p>	ngcc-22

Prompt	Response	Comment	Pack/Rel
SFRB	1 2 ...	<p>Set Feature Route Bitmap</p> <p>SFRB is used for messages such as: SFR (login), SFR (logout), ...</p> <p>This bitmap is downloaded by the application which is used to control the sending of SFR messages on behalf of the acquired TN. A numeric value is printed only if the corresponding message is enabled.</p> <p>SFRB is printed if AACS = YES.</p>	ngcc-22
SHORT	(YES) NO	Print data in short (80 characters) or long format.	basic-4.00
SORTBY	(DN), TN	<p>The output/report is sorted based on this flag.</p> <p>If the response is DN, the overlay prompts the user to enter the DN and the output is sorted by the DN.</p> <p>If the response is TN, the overlay prompts the user to enter the TN and the output is sorted by the TN.</p>	
SPWD	xxxx	<p>Security Password.</p> <p>This prompt appears when:</p> <ol style="list-style-type: none"> the Station Specific Authcode package (229) is equipped. the security password is defined in LDs 10 and 11. 	ssau-19
TBNO	1-254	<p>Table Number for 16-Button DTMF</p> <p>Prompted when TYPE = ABCD</p>	supp-10
TEM	xxxxxxx	<p>Template number</p>	basic-1
	<CR>	<p>Print data for all templates.</p> <p>Prompted when TYPE = TEM</p>	

Prompt	Response	Comment	Pack/Rel
TEMP	xxxx <CR>	Telephone template number. Enter <CR> to print all templates.	basic-1
TEN	0 1-511 <CR>	Tenant Shared customer resource stations Tenant Service stations Print data blocks for all tenants.	tens-7
TN	loop l s l s c l s c u s l ch card c 0 0 u c u c ch n. . . n<space> <CR> l s c u, l s c u l s c u, sl ch l s c, l s c	Terminal Number Print data of the specified TYPE for this loop. Print data of the specified TYPE for this loop and shelf Print data of the specified TYPE for this loop, shelf and card Print data of the specified TYPE for this loop, shelf, card and unit. Print data of the specified TYPE for this shelf loop and channel (format for Digital Trunk and Primary Rate Interfaces). Print data of the specified TYPE for this card (Small System and CS 1000S). For Small System and CS 1000S Print data of the specified TYPE for this card and unit (Small System and CS 1000S). Print data of the specified TYPE for this card and channel (digital trunks only) (Small System and CS 1000S). System prompts for TN. A maximum of six TNs can be stacked and printed at one time. Print data for all TNs of the specified TYPE. List of TNs (up to 6) A TN and a trunk shelf loop/channel can be entered on the same line All units within the specified starting and ending cards	basic-1

Prompt	Response	Comment	Pack/Rel
	l s, l s c u	All units, including the specified starting shelf and ending TN	
	l s c u	All TNs starting with the specified TN and ending with the last TN Not prompted when TYPE = SCL, HNT, DIG, TEM, or GRP For MG 1000B with MGC, the TN entered for an IP Phone is 4-field format	basic-5.00
	loop, l s l c u, l s c u, l ch	l = (0-255) systems with Fibre Network Fabric	fnf-25
TYPE:		Type of data block	basic-1
	500	500/2500 telephone	
	500 M	Small System and CS 1000S Model	
	1110	IP Phone 1110	
	1120	IP Phone 1120	
	1130	IP Phone 1130	
	1140	IP Phone 1140	
	1145	IP Phone 1145	
	1150	IP Phone 1150	
	1160	IP Phone 1160	
	2000	M2000 type digital telephones	
	l2001	IP Phone 2001	
	l2002	IP Phone 2002	
	l2004	IP Phone 2004	
	2003	2003 Digital telephone	
	2004p1	IP Phone 2004 Phase 1	
	2004p2	IP Phone 2004 Phase 2	
	l2050	IP SoftPhone 2050	
	2006	M2006 Digital telephone	
	2006 M	Small System and CS 1000S Model	
	2007	IP Phone 2007	
	2008	M2008 Digital telephone	
	2008 M	Small System and CS 1000S Model	
	2033	IP Phone 2033	
	2016	M2016 Digital telephone	
	2210	IP Phone 2210	
	2211	IP Phone 2211	
	2212	IP Phone 2212	

Prompt	Response	Comment	Pack/Rel
	2216	M2216 Digital telephone (ACD terminal)	
	2216 M	Small System and CS 1000S Model	
	2250	M2250 Console	
	2317	M2317 Digital telephone	
	2317 M	Small System and CS 1000S Model	
	2616	M2616 Digital telephone	
	2616 M	Small System and CS 1000S Model	
	3000	M3000 Digital Touchphone	
	3000 M	Small System and CS 1000S Model	
	4020	M4020 Model	
	6120	IP Phone 6120	
	6140	IP Phone 6140	
	ABCD	16-Button DTMF	
	ADM	Add-on Data Module Data port interfacing with a data line card	
	ADM M	Small System and CS 1000S Model	
	ARIE	Aries (M2006, M2008, M2016S, M2216 and M2616) sets and Meridian Communications Unit (MCU) data blocks	
	ATVN	Autovon trunks	
	AWR	Automatic Wake Up RAN/Music trunk	
	AWR M	Small System and CS 1000S Model	
	BCS	Business Communication Set	
	CAA	Common Control Switching Arrangement (CCSA) Automatic Number Identification (ANI) trunk data block	
	CAA M	Small System and CS 1000S Model	
	CAM	CAMA trunk data block	
	CAM M	Small System and CS 1000S Model	
	CLIDVER	Calling Line ID Verification	
	COT	Central Office Trunk (PSTN) data block	
	COT M	Small System and CS 1000S	
	CPNW	Model Call Pickup Network Wide data	
	CSA	Common Control Switching Arrangement access line	
	CSA M	Small System and CS 1000S Model	
	DAC	Data Access Card	

Prompt	Response	Comment	Pack/Rel
	DCS	Digital Communications Set	mc32-25
	DIC	Dictation trunk data block	
	DIC M	Small System and CS 1000S Model	
	DID	Direct Inward Dialing trunk data block	
	DID M	Small System and CS 1000S Model	
	DIG	Dial Intercom Group	
	DNB	Directory Number Block	
	DSL	Digital Subscriber Loop (S/T or U I/F for ISDN BRI)	
	DT2	2.0 Mb/s DTI output only	
	DTD	Dial Tone Detector	
	DTR	Digitone Receiver	
	EHT	External Hunting	
	FEX	Foreign Exchange trunk	
	FEX M	Small System and CS 1000S Model	
	FGDT	Feature Group D Trunk	
	GHT	Group Hunt	
	GRP	Group call	
	HNT	Hunting	
	HTL	Hot Line	
	I2004	IP Phone 2004	basic-25
	IDA	Integrated Digital Access	
	ISA	Integrated Services Access trunk (ISDN)	
	IPAV	IP for AutoVon	basic-5.00
	ISET	IP Phone model name	basic-4.50
	LUDN	List Unused Directory Numbers.	
	MCU	Meridian Communications Unit	
	MDM	Modem/Data Module. Data port interfacing with QPC60 500/2500 type card	
	MDM M	Small System and CS 1000S Model	
	MFC	Multifrequency Compelled sender/receiver data block	
	MFE	Multifrequency Signaling for Socotel sender/receiver	
	MFK5	2/5 Spanish KD3 MF Signaling	kd3-20
	MFK6	2/6 Spanish KD3 MF Signaling	kd3-20

Prompt	Response	Comment	Pack/Rel
	MFR	Multifrequency Receiver (for Feature Group D)	
	MFVE	Print Multifrequency Versatile units	
	MUS	Music trunk	
	MUS M	Small System and CS 1000S Model	
	OOSMLT	Out-of-Service Multi-Line Terminal	xpe-20
	OOSSLT	Out-of-Service Single Line Terminal	xpe-20
	PAG	Paging trunk	
	PAG M	Small System and CS 1000S Model	
	PBX	PBX sets	
	PRE	Pretranslation	
	PRI2	ACD Priority Agents	
	PWR	Power data block	
	R232	NT7D16 Data Access Card (DAC) port in RS-232 Data mode data block	
	R232 M	Small System and CS 1000S Model	
	R422	NT7D16 Data Access Card (DAC) port in RS-422 mode data block	
	R422 M	Small System and CS 1000S Model	
	RAC	Real Analog Channel	
	RAN	Recorded Announcement trunk	
	RAN M	Small System and CS 1000S Model	
	RCD	Recorder trunk	
	RDC	Real Digital Channel	
	RLM	Release Link Main trunk	
	RLM M	Small System and CS 1000S Model	
	RLR	Release Link Remote trunk	
	RLR M	Small System and CS 1000S Model	
	SCL	Regular and System Speed Call Lists	
	SSL	Special Service List	
	TCON	Tandem Connection for MPH and PRI connections	
	TDET	Tone Detector	
	TEM	Template	
	TIE	TIE trunk	
	TIE M	Small System and CS 1000S Model	
	TNB	Terminal Number	
	TRK	Trunk data block	

Prompt	Response	Comment	Pack/Rel
	VAC	Virtual Analog Channel	
	VDC	Virtual Digital Channel	
	VGW	Voice Gateway	basic-5.00
	VMB	Voice Mailbox information	
	WAT	Wide Area Telephone Service trunk	
	WAT M	Small System and CS 1000S Model	
	XTD	Extended Dial Tone Detector and Digitone Receiver	
	1210	IP Phone 1210	basic-5.50
	1220	IP Phone 1220	
	1230	IP Phone 1230	
	UEXT	Universal Extension.	mobx-5.50
	MOBX	Mobile Extension Universal Extension unit.	mobx-5.50
	<CR>	Print all	
USFB	1 2 ...	<p>Unsolicited Status Message (USM) Filter Bitmap</p> <p>USFB applies to messages such as:</p> <p style="padding-left: 40px;">Onhook, Offhook, Ringing, Active, Disconnect, Unringing, Hold, Restore, Ready, Not Ready, Walkaway, Walkaway Return, Reserved, Unreserved, ...</p> <p>This bitmap is downloaded by the application which is used to control the sending of USM messages on behalf of the acquired TN. A numeric value would only be printed if the corresponding message set is enabled.</p> <p>USFB is printed if AACS = YES.</p>	ngcc-22
UXID	<CLID>	<p>Calling Line ID of Universal Extension unit. Where <CLID> = the DN of the Universal Extension unit.</p>	mobx-5.50

Prompt	Response	Comment	Pack/Rel
UXTY	xxxx	Type of Universal Extension. Where xxxx = type of Universal Extension. <ul style="list-style-type: none">• MOBX = Mobile Extension Line• TLSV = Telephony Services• FMCL = Fixed Mobile Convergence Line (reserved for future use)• SIPN = Nortel SIP Line• SIP3 = Third Party SIP Line	mobx-5.50
VMB_STATE	nnnn	Print based on Voice Mailbox State	vmba-19
XTRK	aaa	Where aaa = <ul style="list-style-type: none">• DB32 (32 port DSP Daughterboard)• DB96 (96 port DSP Daughterboard)• M32S (32 channel secure media card)• VTRK (Virtual Trunk)	basic-5.00

LD 21: Print Routine 2

Overlay program 21 allows data to be printed for the following:

- customer data blocks
- code restriction data blocks
- route data blocks
- trunks within a route
- ATM routes
- ATM schedules
- CAS keys
- associated TN

Set Relocation data

This prints the sets which have "relocated out", but have not "relocated back in". With Automatic Set Relocation, the set's serial number, NT code, color code, and release are also printed.

Input Processing

Prompts ending with a colon (:) allow the user to enter either:

- a question mark (?) followed by a carriage return (<CR>) to get a list of valid responses to that prompt, or
- an abbreviated response, the system then responds with the nearest match. If there is more than one possible match the system responds with SCH0099 and the input followed by a question mark and a list of possible responses. The user can then enter the valid response.

Prompts and responses

Prompt	Response	Comment
REQ	aaa	Request (aaa = END, LCS, LRT, LTM, or PRT)

Prompt	Response	Comment
TYPE	a...a	Type of data block (TYPE responses begin on "TYPE" (page 680))
CUST	xx	Customer number associated with this data block
SIZE	0-4000	CLID table entry size
RNGE	aa ... aa	CLID entry or entries to be printed
HOUR	0-23	All routes tested by ATM for this hour
OPR	(NO) YES	Outpulsing Route
ROUT	0-511	Route number
ACOD	x...x	Access Code for route
AACR	(NO) YES	The route (is not)/is acquired by the application
ASID	x...x	Application Service ID from which the acquired request originated
SFNB	1 2 ...	Set Feature Notification Bitmap
USFB	1 2 ...	Unsolicited Status Message (USM) Filter Bitmap
CALB	1 2 ...	Call Filter Bitmap
TKTP	aaa	Trunk Type. aaa = ATVN

Alphabetical list of print reports Application Module Link (AML) data

Prompt	Response	Comment
REQ	PRT	Print
TYPE	AML	Application Module Link
CUST	xx	Customer number

Attendant Console (ATT) data from LD 15

Prompt	Response	Comment
REQ	PRT	Print
TYPE	ATT	Attendant consoles
CUST	xx	Customer number

Automatic Number Identification (ANI) data

Prompt	Response	Comment
REQ	PRT	Print
TYPE	ANI	Automatic Number Identification
CUST	xx	Customer number
CIS_ANI	(NO) YES	Print (do not print) CIS ANI
R_RANGE	xx yy	ANI entries for set to be printed

Prompt	Response	Comment
CACC	(NO) YES	CAC Conversion Table Option
- MFC_ENT_R 0	(0)-31	CAC Conversion Table (MFC CAC into CIS CAC)
- CIS_ENT_R 0	(0)-31	CAC Conversion Table (CIS CAC into MFC CAC)

Automatic Trunk Maintenance (ATM) route data

Prompt	Response	Comment
REQ	PRT	Print
TYPE	ATM	ATM routes
CUST	xx	Customer number
ROUT	0-511	Route number to be printed

Automatic Trunk Maintenance (ATM) schedule data

Prompt	Response	Comment
REQ	PRT	Print
TYPE	SCH	ATM schedules
CUST	xx	Customer number
HOURL	0-23	Print all routes tested by ATM for this hour
	<CR>	Print routes tested for all hours

Automatic Wake Up (AWU) data

Prompt	Response	Comment
REQ	PRT	Print
TYPE	AWU	Automatic Wake Up
CUST	xx	Customer number

Call Detail Recording (CDR) data

Prompt	Response	Comment
REQ	PRT	Print
TYPE	CDR	CDR and Charge Account
CUST	xx	Customer number

Call Redirection (RDR) data

Prompt	Response	Comment
REQ	PRT	Print
TYPE	RDR	Call Redirection options
CUST	xx	Customer number

Centralized Attendant Service (CAS) data

Prompt	Response	Comment
REQ	PRT	Print
TYPE	CAS	Centralized Attendant Service
CUST	xx	Customer number

Centralized Attendant Service (CASK) Key

Prompt	Response	Comment
REQ	PRT	Print
TYPE	CASK	Centralized Attendant Service key
CUST	xx	Customer number

Code Restriction (CRB) data

Prompt	Response	Comment
REQ	PRT	Print
TYPE	CRB	Code Restriction data
CUST	xx	Customer number
ROUT	0-511	Route number to be printed
ACOD	xxxx	Access Code

Controlled Class of Service (CCS) data

Prompt	Response	Comment
REQ	PRT	Print
TYPE	CCS	Controlled Class of Service
CUST	xx	Customer number

Customer data block (CDB)

Prompt	Response	Comment
REQ	PRT	Print

Prompt	Response	Comment
TYPE	CDB	Customer data block
		Note: If you need information regarding System Passwords, print PWD_DATA field by itself. PWD_data do not be provided by printing CDB.
CUST	xx	Customer number

Features and options (FTR) data

Prompt	Response	Comment
REQ	PRT	Print
TYPE	FTR	Features and Options
CUST	xx	Customer number
TBL	(0)-31	Tone Table Number
ZBD	(NO) YES	Zone Based Dialing Package 420 (Zone Based Dialing) must be equipped.
- DIALPLAN	xxx	The type of on-net dial plan (public or private) in use for the ZBD feature. Package 420 (Zone Based Dialing) must be equipped.

Flexible Code Restriction (FCR) data

Prompt	Response	Comment
REQ	PRT	Print
TYPE	FCR	New Flexible Code restrictions
CUST	xx	Customer number

Flexible Feature Codes (FFC) data

Prompt	Response	Comment
REQ	PRT	Print
TYPE	FFC	Flexible Feature Code
CUST	xx	Customer number

Hospitality Management (HSP) data

Prompt	Response	Comment
REQ	PRT	Print
TYPE	HSP	Hospitality Management options
CUST	xx	Customer number

Integrated Message Service (IMS) data

Prompt	Response	Comment
REQ	PRT	Print
TYPE	IMS	Integrated Message Service
CUST	xx	Customer number

Intercept Computer Update (ICP) data

Prompt	Response	Comment
REQ	PRT	Print
TYPE	ICP	Intercept computer options
CUST	xx	Customer number

Intercept Treatments (INT) data

Prompt	Response	Comment
REQ	PRT	Print
TYPE	INT	Intercept treatment options
CUST	xx	Customer number

ISDN Signaling Link (ISLL) data

Prompt	Response	Comment
REQ	PRT	Print
TYPE	ISLL	ISDN Signaling Link trunk TN

Listed Directory Numbers (LDN) data

Prompt	Response	Comment
REQ	PRT	Print
TYPE	LDN	Departmental Listed Directory Numbers
CUST	xx	Customer number

Multi-Party Operations (MPO) data

Prompt	Response	Comment
REQ	PRT	Print
TYPE	MPO	Multi-party options
CUST	xx	Customer number

Networking (NET) data

Prompt	Response	Comment
REQ	PRT	Print
TYPE	NET	ISDN and ESN networking options
CUST	xx	Customer number

Night Service (NIT) data

Prompt	Response	Comment
REQ	PRT	Print
TYPE	NIT	Night Service
CUST	xx	Customer number

Off Hook Alarm Security (OAS) data

Prompt	Response	Comment
REQ	PRT	Print
TYPE	OAS	Off-Hook Alarm Security
CUST	xx	Customer number

Password (PWD) data

Prompt	Response	Comment
REQ	PRT	Print
TYPE	PWD	Customer Related Passwords
CUST	xx	Customer number
PWD2	xxxx	Level 2 Password

Periodic Pulse Metering (PPM) data

Prompt	Response	Comment
REQ	PRT	Print
TYPE	PPM	Periodic Pulse Metering
CUST	xx	Customer number

Recorded Overflow Announcement (ROA) data

Prompt	Response	Comment
REQ	PRT	Print
TYPE	ROA	Recorded Overflow Announcement options
CUST	xx	Customer number

Route Data Block (RDB)

Prompt	Response	Comment
REQ	PRT	Print
TYPE	RDB	Route Data Block
CUST	xx	Customer number
ROUT	0-511	Route number to be printed
	<CR>	Print data for all routes
ACOD	xxxx	Route access code
MBXR	<yes>,<no>	Mobile Extension route.
- SIND	<yes>,<no>	Send Indicator for Mobile Extension route.

Set Relocation (SRDT) data

Prompt	Response	Comment
REQ	PRT	Print
TYPE	SRDT	Recent Set Relocation activity

Test lines (TST) data

Prompt	Response	Comment
REQ	PRT	Print
TYPE	TST	Test lines
CUST	xx	Customer number

Timers (TIM) data

Prompt	Response	Comment
REQ	PRT	Print
TYPE	TIM	Timer options
CUST	xx	Customer number

Trunk Members (LTM) data

Prompt	Response	Comment
REQ	LTM	List Trunk members
CUST	xx	Customer number
ROUT	0-511	Route number to be printed
ACOD	xxxx	Route Access Code

Alphabetical list of prompts

Prompt	Response	Comment	Pack/Rel
AACR	(NO)	The route is not acquired by the application	ngcc-22
	YES	The route is acquired by the application	
ACOD	x...x	Access Code for route	basic-1
		Up to 4 digits, up to 7 digits with Directory Number Expansion (DNXP) package 150.	
	<CR>	Print data for all route access codes This prompt appears when ROUT = <CR>	
ARDN		Allow last Re-Redirecting Number, where:	basic-4.50
	(NO)	(NO) is Treatment for originally called number.	
	YES	YES is Treatment for last redirecting number.	
	RPO	RPO is Treatment for last redirecting number if OCN is Public.	
ASID	x...x	Application Service ID from which the acquired request originated ASID is used for sending route status messages. The ASID value is updated based on the application's Acquire message for the route. Since the AML over Ethernet (ELAN subnet) is used to communicate between the Meridian 1 and other applications, the VSID value might be used to uniquely identify the application which has acquired that device.	ngcc-22

Prompt	Response	Comment	Pack/Rel
CALB	1 2 ...	<p>Call Filter Bitmap</p> <p>CALB applies to messages such as PCI, DN update, etc.</p> <p>This bitmap is downloaded by the application which is used to control the sending of messages on behalf of the acquired TN. A numeric value would only be printed if the corresponding set message is enabled.</p> <p>CALB is printed if AACR = YES.</p>	ngcc-22
CRID	(NO) YES	Print data of CDR record for SIP.	sip-4.00
CUST	xx xx	<p>Customer number</p> <p>Print data range from first to last customer</p> <p>Not prompted when:</p> <ul style="list-style-type: none"> • REQ = LUU or LUC • TYPE = SCL, DIG or TEM • a complete TN is entered 	basic-1
	<CR>	Print data blocks for all customers	
DAPC		Dial Access Prefix on Console	isdn-24
	(DAPA)	Display Access Prefix Allowed	
	DAPD	Display Access Prefix Denied	
DIALPLAN	aaa	<p>The type of on-net dial plan (public or private) in use for the ZBD feature.</p> <p>Where:</p> <ul style="list-style-type: none"> • PUB = public on-net dial plan E.164 CLID is displayed on a terminating telephone • PRV = private on-net dial plan 7-digit DN/CLID is displayed on a terminating telephone 	zbd-6.00

Prompt	Response	Comment	Pack/Rel
DSAR_ALLOWED	(NO) YES	Digital Sets Avail Reporting is allowed. If DSAR_ALLOWED is YES, the option to print the unit equipped/unequipped messages is set for the customer.	
FTR_DATA	(NO) YES	Change Features and options	
HOUR	0-23	All routes tested by ATM for this hour	
	<CR>	Print routes tested by ATM for all hours	
MBXR	<yes>,<no>	Mobile Extension route, where: <ul style="list-style-type: none"> <yes> = "yes" is printed if route is configured as MBXR in LD 16. <no> = "no" is printed if route is not configured as MBXR in LD 16. 	mobx-5.50
PCA	(NO) YES	Personal Call Assistant, where: <p>OFF = Turns PCA off at the customer level</p> <p>ON = Turns PCA on at the customer level</p> <p>Note: Configuration of the PCA is preserved and enabled regardless of whether or not the feature is enabled.</p>	pca-3.0
PCID	H323	Print Protocol ID for the route.	basic-2
	SIP	Print Protocol ID for the SIP route.	basic-4.00
OPR	(NO) YES	Outpulsing Route This prompt appears when OPOA is equipped. Prompted on TN related data	
REQ		Request	basic-1
	END	Exit overlay program	
	LCS	List Configured Customers	
		For CS 1000S	basic-2

Prompt	Response	Comment	Pack/Rel
	LRT	List configured Routes associated with a customer	
		For CS 1000S	basic-2
	LTM	Print trunk route by TN and member number	
	PRT	Print data block for the TYPE specified.	
RNGE	aa ... aa	CLID entry to be printed	isdn-22
		You may print one CLID entry or several CLID entries. If you want to print several CLID entries, separate each entry with a comma. Each CLID entry must be between 0 and the number entered for the prompt SIZE in LD 15.	
ROUT	0-511	Route number	basic-1
	<CR>	Print data for all routes	
		This prompt appears when TYPE = CRB or RDB	
SFNB	1 2 ...	Set Feature Notification Bitmap	ngcc-22
		SFNB is used for messages such as: SFN (login), SFN (logout), ...	
		This bitmap is downloaded by the application which is used to control the sending of SFN messages on behalf of the acquired TN. A numeric value is printed only if the corresponding message is enabled.	
		SFNB is printed if AACR = YES.	
SIZE	- - -	CLID table entry size.	isdn-22
		The SIZE prompt and the SIZE value print out automatically after the CUST prompt.	
TKTP	aaa	Trunk Type. aaa = ATVN	basic-5.00

Prompt	Response	Comment	Pack/Rel
TPDN	yyyy	Target PCA DN, where: yyyy = the primary DN TPDN is prompted only if PCA is set to ON. If there is no DN configured against the HOT P key in LD 11, this value is used to extend the call using the PCA feature. Enter X to remove. However, if there is at least one PCA with no target DN configured in LD 11, then this operation does not succeed.	pca-3.0
TYPE		Type of data block	basic-1
	AML_DATA	Application Module Link	
	ANI_DATA	Automatic Number Identification numbers	
	ATM	Automatic Trunk Maintenance (ATM) data block	
	AWU_DATA	Enable Automatic Wake-up	
	CASK	Centralized Attendant Service (CAS) key data block	
	CAS_DATA	Centralized Attendant Service	
	CCS_DATA	Controlled Class of Service options	
	CDB	Customer Data Block	
		Note: If you need information regarding System Passwords, print PWD_DATA field by itself. PWD_data do not be provided by printing CDB.	
	CDR_DATA	Call Detail Recording	
	CLID	Calling Line Identification entry data	
	CRB	Code Restriction data block	
	FCR_DATA	New Flexible Feature code options	
	FFC_DATA	Flexible Feature Codes	
	FTR_DATA	Feature	
	HSP_DATA	Hospitality	
	ICP_DATA	Intercept Positions and interrogation sets. Prompted when REQ = PRT	
	IMS_DATA	Integrated Messaging System	
	INT_DATA	Alarm ring for Internal calls	

Prompt	Response	Comment	Pack/Rel
	ISLL	IASL ISDN Signaling Link data block. This prompt appears when REQ = PRT.	
	LDN_DATA	Listed Directory Number	
	MON_DATA	Print Monitor data	
	MPO_DATA	Multi-party options	
	NET_DATA	ISDN and ESN networking options	
	NIT_DATA	Night Service options	
	NPID	Numbering Plan Digit or Information Digit table	
	OAS_DATA	Off-Hook Alarm Security options	
	PPM_DATA	Periodic Pulse Metering options	
	PWD_DATA	Print the system Passwords	
	RDB	Route Data Block	
		A printout of a route with the Night Key for DID Digit Manipulation (NKDM) active shows * opposite the value for DCNO or NDNO.	
	RDR_DATA	Call Redirection	
	ROA_DATA	Recorded Overflow Announcement	
	SCH	Schedule data block for ATM	
	SDP	Secure data password	
	SRDT	Set Relocation Data block	
	TIM	Timer options	
	TIM_DATA	System Speed Call	
	TST_DATA	Loop Test trunk data	
USFB	1 2 ...	Unsolicited Status Message (USM) Filter Bitmap USFB applies to messages such as:	ngcc-22
		<ul style="list-style-type: none"> Onhook, Offhook, Ringing, Active, Disconnect, Unringing, Hold, Restore, Ready, Not Ready, Walkaway, Walkaway Return, Reserved, Unreserved, ... 	

Prompt	Response	Comment	Pack/Rel
		This bitmap is downloaded by the application which is used to control the sending of USM messages on behalf of the acquired TN. A numeric value would only be printed if the corresponding message set is enabled.	
		USFB is printed if AACR = YES.	
VTRK	YES NO	Virtual Trunk	basic-5.00
ZBD	(NO) YES	Print status of Zone Based Dialing feature.	zbd-6.00

LD 22: Print Routine 3

Overlay program 22 allows data to be printed for the following:

- Configuration Record
- DN to TN Matrix
- System Password number
- System Loop Limits
- software version
- tape ID
- issue number
- equipped feature packages
- System License parameters

When printing the DN block, "MARF" is output prior to the DES if it is the MARF TN. Refer to *Features and Services Fundamentals* (NN43001-106) for an explanation of the MARF feature.

Audit trail for Limited Access to Overlays (LAPW)

You must be logged in with the PWD1 or PWD2 password to print the Audit Trail. Printing of the Audit Trail deletes the Audit Trail information and resets the buffer.

Packages equipped

This prompt sequence prints the equipped software packages. The packages are printed in numerical order by package number, accompanied by the mnemonic. In addition, you can get the status of an individual package.

Issue and release

If the system has a "patch", then a "+" is printed next to the issue number.

Prompts and responses

Prompt	Response	Comment
REQ	a...a	Request (a..a = END, IPWD, ISS, ISSP, PRT, PWD, ROM, SLL, SLT, or TLD)
TYPE:	a...a	Type of data block (TYPE responses begin on " "TYPE" (page 680))
PWD2	xxxx	Password 2
CUST	xx	Customer number associated with this data block
DN	xxxx	Print for Directory Number
DATE	dd mmm yy ACT	Date
PAGE	(NO) YES	Data printed on a per-page basis
- ADJUST PAPER THEN <CR>	<CR>	Adjust paper so that printing starts at top of sheet.
DES	d...d	Designator
NACT	(NO) YES	Next Activity
- VHST	aaa	View History File (aaa = (%ON) or %OFF)

Audit trail (AUDT) data

Prompt	Response	Comment
REQ	PRT	Print
TYPE	AUDT	Audit trail. Must be logged in with the PWD1 or PWD2 password. Printing of the Audit trail deletes the Audit trail information and resets the buffer.

Common Equipment (CEQU) data

Prompt	Response	Comment
REQ	PRT	Print
TYPE	CEQU	Common Equipment data

Configuration Record (CFN) data

Prompt	Response	Comment
REQ	PRT	Print
TYPE	CFN	Configuration record

Core Inventory (CINV) data for all systems

Prompt	Response	Comment
REQ	PRT	Print
TYPE	CINV	Core Inventory list

History File (VHST) data

Prompt	Response	Comment
REQ	PRT	Print
TYPE	VHST	View the History File
VHST	(%ON)	Turn ON display features
	%OFF	Turn OFF display features
	BFIND aaa	Search backward in the History File
	BFIND	Repeats the previous backward search
	DOWN BOT	Moves to the top of the file
	DOWN	Move forward 6 lines in the History File
	FIND aaaa	Search Forward in the history file
	FIND	Repeats the previous forward search
	HELP	List valid responses
	HST	View the system history file
	NEXT BOT	Moves to the end of the file
	NEXT x	Move forward x lines in the History File, display all lines in between
	PREV TOP	Moves to the top of the file
	PREV x	Move backward x lines in the History File, display all lines in between
	TRF	View the system traffic log file
	TTYLOG n	View the log file for TTY port n
	UP TOP	Moves to the top of the file
	UP	Move backward 6 lines in the history file

Input/output device (ADAN) data

Prompt	Response	Comment
REQ	PRT	Print
TYPE	ADAN	All I/O devices

Integrated Message Service (IMA) data

Prompt	Response	Comment
REQ	PRT	Print
TYPE	IMA	IMS Message Attendant
CUST	xx	Customer number

Issue and Release (ISS)

Prompt	Response	Comment
REQ	ISS	Print System Type, System Generic, Issue and Release. For CS 1000E systems, also display the summary status of all IPMGs configured on the system.

Meridian Modular Telephone (ATRN) data

Prompt	Response	Comment
REQ	PRT	Print
TYPE	ATRN	Meridian Modular Telephone transmission parameters

Overlay area (OVLY) data

Prompt	Response	Comment
REQ	PRT	Print
TYPE	OVLY	Overlay area information

Package (PKG) information

Prompt	Response	Comment
REQ	PRT	Print
TYPE	PKG	Software Packages
	PKG xxx	Check equipped/restricted status of package number xxx

Password (PWD) data

Prompt	Response	Comment
REQ	PRT	Print
TYPE	PWD	Print System Passwords
PWD2	xxxx	Level 2 Password

Peripheral Software Version (PSWV) data

Prompt	Response	Comment
REQ	PRT	Print
TYPE	PSWV	Peripheral Software Versions downloaded to: NT8D01 Controller cards, NT8D04 Network cards and NT8D018 Network/Digitone Receiver cards.

System Limits (SLT) data

Prompt	Response	Comment
REQ	SLT	Print System Type, System Generic and System Limits. For CS 1000E systems, also display the summary status of all IPMGs configured on the system.

System Loop Limit (SLL) data

Prompt	Response	Comment
REQ	SLL	Print System Loop Limits

System Parameters (PARM) data

Prompt	Response	Comment
REQ	PRT	Print
TYPE	PARM	System Parameters

System Patch (ISSP) data

Prompt	Response	Comment
REQ	ISSP	Print System Type, System Generic, Patch and Plug-in information. For CS 1000E systems, also display the summary status of all IPMGs configured on the system.

Tape ID (TID) data

Prompt	Response	Comment
REQ	TID	Print Tape ID

Value Added Server (VAS) data

Prompt	Response	Comment
REQ	PRT	Print
TYPE	VAS	Print Value Added Server data

Alphabetical list of prompts

Prompt	Response	Comment	Pack/Rel
	ADJUST PAPER THEN <CR>		
	<CR>	Start printing	basic-1
CUST	xx-xx	Customer number Print data range from first to last customer. Not prompted when:	basic-1
		<ol style="list-style-type: none"> 1. REQ = LUU or LUC 2. TYPE = SCL, DIG or TEM 3. a complete TN is entered 	
	<CR>	Print data blocks for all customers	
DATE	dd mmm yyyy	Print data from date specified. Where:	basic-1
		<ul style="list-style-type: none"> • dd = 1-31 • mmm = JAN-DEC • yyy = year e.g. 1993 	
		DATE is prompted for TN related data	
	<CR>	Print data and show last activity date	
	ACT	Print data from last activity date	
DES		Designator	odas-1
		DES is prompted on TN related data The printing of data is subject to restrictions imposed by responses to TN and DATE.	
	d...d	Print all units with ODAS designator ddddd	
	d+	Print units starting with ODAS designator d	
	+	Print units with no ODAS designator assigned	
	<CR>	Disregard ODAS designator	
DN		Directory Number	basic-19

Prompt	Response	Comment	Pack/Rel
	xxxx	Print data block for DN	
	<CR>	Print data blocks for all DN	
	xxxx <space>	If a space is entered after the Directory Number the system reprompts for DN. A maximum of six DNs can be stacked and printed at one time.	
	x<CR>	All DNs starting with first digit x (X000-X999)	
	xx<CR>	All DNs starting with first two digits xx (XX00-XX99)	
	xxx<CR>	All DNs starting with first three digits xxx (XXX0-XXX9)	
	x-<CR>	All DNs between X000-9999	
	x-y<CR>	All DNs between DN X000 through Y999	
	xx-yyy<CR>	All DNs between DN XX00 through YYY9	
	xxxx xxxx	Two specific DNs. Up to a maximum of 8 DNs.	
	xxxx-yyyy	All DNs between XXXX and YYYY	
NACT		Next Activity	odas-1
	(NO)	Return to REQ prompt	
	YES	Reset the ACT date to the current system date, print the new ACT value and exit the Overlay.	
	END	End Overlay program	
PAGE	(NO) YES	Data printed on a per-page basis Prompted only on TN related data	basic-1
PWD2	x...x	Enter second level administration password (Password 2) to print information relating to all passwords.	basic-1

Prompt	Response	Comment	Pack/Rel
	<CR>	To print only the information regarding the Limited Access to Overlay password used to login. PWD2 is prompted when REQ = PWD or TYPE = PWD.	
REQ		Request	basic-1
	END	Exit overlay program	basic-4.50
	IPWD	Insecure or Expired Password	
	ISS	Print System Type, System Generic, Issue and Release. For CS 1000E systems, also display the summary status of all IPMGs configured on the system.	basic-5.50
	ISSP	Print System Type, System Generic, Patch and Plug-in information. For CS 1000E systems, also display the summary status of all IPMGs configured on the system.	basic-5.50
	PRT	Print data block for TYPE specified	
	PWD	Print the system Passwords	
	SLL	Print System Loop Limits	
	SLT	Print System Type, System Generic and System Limits : Licenset (License parameters and keywords). For CS 1000E systems, also display the summary status of all IPMGs configured on the system. Note: If a License limit is set to the maximum value 32767, then the information for that License is not printed. This does not apply to the license for TNs.	basic-5.50
	TID	Print the Tape ID. (S/W Cart ID and Site ID for Small System).	
SSRC	0-(1800)-4000	Signaling Server Resource Capacity	sip-4.00
TN		Terminal Number TN is not prompted when TYPE = SCL, HNT, DIG, TEM, or GRP.	basic-1

Prompt	Response	Comment	Pack/Rel
	loop	Print data of the specified TYPE for this loop.	
	l s	Print data of the specified TYPE for this loop and shelf	
	l s c	Print data of the specified TYPE for this loop, shelf and card	
	l s c u	Print data of the specified TYPE for this loop, shelf, card and unit.	
	l s c u, l s c u	List of TNs (up to 6)	
	l s c u, sl ch	A TN and a trunk shelf loop/channel can be entered on the same line	
	l s c, l s c	All units within the specified starting and ending cards	
	l s, l s c u	All units, including the specified starting shelf and ending TN	
	l s c u	All TNs starting with the specified TN and ending with the last TN	
	s l ch	Print data of the specified TYPE for this shelf loop and channel (format for Digital Trunk and Primary Rate Interfaces).	
	<CR>	Print data for all TNs of the specified TYPE.	
	card	Print data of the specified TYPE for this card (Small System).	
	c 0 0 u	For Small System	
	c u	Print data of the specified TYPE for this card and unit (Small System).	
	c ch	Print data of the specified TYPE for this card and channel (digital trunks only) (Small System).	
	n. . . n<space>	System prompts for TN. A maximum of six TNs can be stacked and printed at one time.	
TYPE		Type of data block	basic-1
	ADAN	All I/O devices	
	ADAN AML	Application Modules	
	ADAN DCH	D-channel and backup D-channels	
	ADAN FDK	Floppy Disk units	
	ADAN HST	History Files	

Prompt	Response	Comment	Pack/Rel
	ADAN PRT	System Ports	
	ADAN TTY	System Terminals	
	ADM	Add-on Data Module	
		Data port interfacing with a data line card	
	ADM M	Small System and CS 1000S Model	
	AHST	All History File	
	APL	Auxiliary Processor Links	
	ATRN	Print Meridian Modular Telephone Transmission parameters	
	AUDT	Audit Trail buffer Only system Administrators are allowed to print the Audit Trail. They must first respond to PWD2 in LD 17 to define the password.	
	CARD	Card data block (used for Automatic Set Relocation)	
	CEQU	Common Equipment	
	CFN	Configuration record data block	
	CHID	Channel ID for ISDN Signaling Link (ISL)	
	CINV	Core Inventory list (CP PIV data)	basic-4.50
	DCP	Directed Call Pickup	
	DSDN	Data Services Directory Number or PTE IS	
	GHT	Group Hunt	
	GRP	Group call	
	IMA	IMS Message Attendant	
	IPWD	Print account type and status: EXPIRED or INSECURE	basic-4.50
	IADN	Individual Attendant Directory Number	
	OVLY	Print Overlay area information	
	PARM	System Parameters	
	PHST	Previous History File All History File records Because last request	
	PKG	Packages equipped.	
	PKG xxx	Check equipped/restricted status of package number xxx.	
	PLUGIN	Print details of all enabled plug-ins.	basic-5.50

Prompt	Response	Comment	Pack/Rel
	PSWV	Peripheral Software Version(s) downloaded to: <ul style="list-style-type: none"> • NT8D01 Controller cards • NT8D04 Network cards • NT8D018 Network/Digitone Receiver cards <p>Note: The version of peripheral software example PSWV VERSION is not printed here for option 11C. It is printed along with other Small System specific data in LD 143.</p>	
	PWD	Print the system Passwords. System prints the PWD block to the user with the new PSWD_COMP prompt and setting.	basic-4.50
	REF	Loop Reference trunk data	
	RLM	Release Link Main trunk.	
	RLM M	Release Link Main trunk - Small System and CS 1000S Model.	
	RLR	Release Link Remote trunk.	
	RLR M	Release Link Remote trunk - Small System and CS 1000S Model.	
	SCI	Station Category Indication data block	
	SFA	Second level Forwarding Allowed	
	SFD	Second level Forwarding Denied.	
	SLL	System Loop Limits.	
	VAS	Value Added Server data	vns-21
	VHST	View History File	
VHST		View the History File	hist-19
	(%ON)	Turn ON display features	
	% OFF	Turn OFF display features	
		This command is used to enable or disable the following three display features: <ul style="list-style-type: none"> • brackets to surround the current index ([]) • percent symbol (%) preceding each History File line • relative location within the History File (in percentage) <p>VHST accepts abbreviated responses.</p>	

Prompt	Response	Comment	Pack/Rel
	BFIND aaaa	<p>Search backward in the History File</p> <p>This command can be used to search backward, starting at the current index location, for the string "aaaa." If necessary, the file wraps until it returns to the same location.</p> <p>The text string can be up to 12 characters. Special characters like space, slash (/), and colon (:) are accepted. Leading or trailing spaces are ignored unless enclosed in double quotes. For example, the spaces denoted here are ignored: <SP><SP>INI<SP>.</p> <p>The spaces in this string, however, are included in the search: "<SP><SP>INI<SP>".</p> <p>When the string is found, the system displays the current index location. Five text lines are shown, with the middle line containing the sought string. The VHST prompt is re-displayed to allow more command use. If the string is not found, VHST is reprompted to allow more command use.</p>	
	BFIND	Repeats the previous backward search	
	DOWN BOT	Moves to the top of the file	
	DOWN	Move forward 6 lines in the History File	
		<p>This command can be used to move forward in the History File, toward the end. If x exceeds the end of the file, the end is shown.</p> <p>When the move is complete, VHST is reprompted to allow more command use.</p>	
	FIND aaaa	<p>Search Forward in the History File</p> <p>This command can be used to search forward, starting at the current index location, for the string "aaaa." If necessary, the file wraps until it returns to the same location.</p>	

Prompt	Response	Comment	Pack/Rel
		<p>The text string can be up to 12 characters. Special characters like space, slash (/), and colon (:) are accepted. Leading or trailing spaces are ignored unless enclosed in double quotes.</p> <p>For example, the spaces denoted here are ignored: <SP><SP>INI<SP>.</p> <p>The spaces in this string, however, are included in the search: "<SP><SP>INI<SP>".</p>	
		<p>When the string is found, the system displays the current index location. Five text line are shown, with the middle line containing the sought string. The VHST prompt is re-displayed to allow more command use. If the string is not found, VHST is reprompted to allow more command use.</p>	
	FIND	Repeats the previous forward search	
	HELP	List valid responses	
	NEXT BOT	Moves to the end of the file	
	NEXT x	Move forward x lines in the History File, display all lines in between.	
		<p>This command can be used to view lines forward, toward the end of the file. The lines between the current index location, and the new one (x lines down) are displayed.</p>	
		<p>If you enter only NEXT, the default of 20 lines is used for the move. When the move is complete, VHST is reprompted to allow more command use.</p>	
	PREV TOP	Moves to the top of the file	
	PREV x	Move backward x lines in the History File, display all lines in between	
		<p>This command can be used to view lines backward, toward the top of the file. The lines between the current index location, and the new one (x lines up) are displayed.</p>	
		<p>If you enter only PREV, the default of 20 lines is used for the move. When the move is complete, VHST is reprompted to allow more command use.</p>	

Prompt	Response	Comment	Pack/Rel
	TRF	View the system traffic log file	
	TTYLOG n	View the log file for TTY port n	
	UP TOP	Moves to the top of the file	
	UP	Move backward 6 lines in the History File This command can be used to move backward in the History File, toward the top. If x exceeds the top of the file, the top is shown. When the move is complete, VHST is reprompted to allow more command use.	

LD 23: Automatic Call Distribution, Management Reports, Message Center

Overlay program 23 allows Automatic Call Distribution (ACD) data, schedules for management reports and Message Center data to be created, modified, or printed.

ACD groups are also used for Meridian Mail and various server applications. When this overlay is loaded the available system memory and disk records are output in a header. Refer to the introduction of this document for details.

License also provides a header to indicate system configuration limits. For LD 23, the header appears as follows:

ACD DNS AVAIL: xxxxx USED: xxxxx TOT: xxxxx

To prevent Virtual Agent information from appearing on ACD-D reports, do not make changes to Virtual Agents. If a change to a Virtual Agent is required, out the agent and rebuild it with REQ = NEW.

Prompts and responses Contents

Section
<i>Prompts and responses by data block:</i>
"Prompts and responses by data block" (page 707)
"ADS: Auxiliary data system data block (includes Multiple Queue Assignment prompts)" (page 707)
"CDN: Control DN data block (covers prompts for Customer Controlled Routing)" (page 708)
"NACD: Network ACD data block" (page 709)
"OBVP: Configure the Observe Password Table" (page 709)

Prompt	Response	Comment
REQ:	aaa	Request
TYPE:	a...a	Type of data block (a...a = ACD, ADS, CDN, NACD, or SCB)
CUST	xx	Customer number associated with this data block
ACDN	x...x	ACD Directory Number
CALP	(POS) TER	Calling party identification sent in PCI message
ICDD	(NO) YES	In Calls key Disconnect Deny
MWC	(NO) YES	Message Waiting Center
- IMS	(NO) YES	Integrated Messaging Service
- - CMS	(NO) YES	Command and Status link
- - IMA	(NO) YES	Integrated Messaging Allowed
- - IVMS	(NO) YES	Integrated Voice Messaging System
- - PCMM	(NO) YES	Periodic Clearing with Meridian Mail
- - DNIS	(NO) YES	Dialed Number Identification Service
- - VSID	0-127	Value Added Server ID
- - EES	(NO) YES	End-to-End Signaling
- - APL	0-15	Auxiliary Processor Link number
- - UST	(NO) YES	User Status update
- - VSID	0-127	VAS ID of VAS providing VMS
- - APL	0-15	Auxiliary Processor Link number
- - UMG	(NO) YES	User-to-User Messaging
- - RAN	0-511	RAN route number
- - UMT	2-(6)-15	Update Message Time
AST	(NO) YES	Associated set
DSAC	(NO) YES	Data Services Access Code
- PRIM	(NO) YES	Primary DSAC
- VSID	0-127	Value Added Server ID
ICP	(NO) YES	Intercept Computer Printer
- ICPS	aaa	Intercept Computer Printer Search (aaa = (CIR) or COM)
- ICPR	0-<NIPN>	Intercept Computer Printer
MAXP	xxx	Maximum Positions
SDNB	(NO) YES	Secondary DN Blocking
BSCW	(NO) YES	Block Secondary DN Calls on Walkaway
ISAP	(NO) YES	Integrated Services Application Protocol

Prompt	Response	Comment
ASID	16-31 or (00)	Application service identity from which the acquired message originated
AACQ	(NO) YES	Application Acquired Queue
- VSID	0-127	Value Added Server ID
ALOG	(NO) YES	Automatic Log In
RGAI	(NO) YES	Ring Again for Internal calls
ACAA	(NO) YES	ACD Agent while IDN on-hold Allowed
FRRT	0-511	First RAN route number for ACD
- FRT	0-2044	First RAN Time
SRRT	0-511	Second RAN route number for ACD
- SRT	0-2044	Second RAN Time
NRRT	0-127	Night RAN Route
- NRT	(0)-2044	Night RAN Time
FROA	(NO) YES	First RAN On Arrival
NCFW	x...x	Night Call Forward
FNCF	(NO) YES	Force Night Call Forward to busy ACD DN
CWTT	(0)-40-63	Call Waiting Threshold Time
HMSB	(YES) NO	Hold Make Set Busy (allowed) denied
ACPQ	(NO) YES	Answer Call Priority Queue
FORC	(NO) YES	Force
- FCFT	0-(2)-30	Flexible Call Force Timer
- FADT	(0)-15	Force Answer Delay Time
- FADR	(0)-14	Force Answer Delay timer for Ringback
RTQT	(0)-50	Return to Queue Timer after no answer in number of ringing cycles
RTQO	(NRD) MSB	Return to Queue Option
SPCP	(NO) YES	Separate Post Call Processing
OBTN	aaa	Observation Tone (aaa = (NO), AGT, or ALL)
RAO	aaa	Restricted Agent Observe (aaa = (NO), YES, or FULL)
HSID	0-15	Host ID
CWTH	0-(1)-2047	Calls Waiting Threshold
NCWL	(NO) YES	New Call Waiting Lamp options
- CWLF	(0)-2047	Call Waiting Lamp Flash threshold
- CWLW	(0)-2047	Call Waiting Lamp Wink (fast flash) threshold
BYTH	(0)-204	Busy Threshold

Prompt	Response	Comment
OVTH	0-(2047)	Overflow Threshold
TOFT	2-1800	Timed Overflow Threshold in seconds
HPQ	(NO) YES	High Priority Queue
- OCN	(NO) YES	Oldest Call in Network
OVDN	x...x x...x x...x	Overflow Directory Number(s)
IFDN	x...x	Interflow Directory Number
- BUSY	aaa bbb ccc ddd	Busy treatment
- AENI	(NO) YES	Automatically Enable Interflow
OVBU	aaa bbb ccc ddd	Overflow Busy
EMRT	0-511	Emergency Route
MURT	0-511	Music Route
RTPC	(NO) YES	Real Time Processing
STIO	0, 1, 2, ...15	Status Input/Output devices
TSFT	0-(20)-510	Telephone Service Factor Threshold in seconds
HOML	(NO) YES	Headset Or MSB key Log Out
RDNA	(NO) YES	Restricted DN Access
ACNT	xxxx	Account
NRAC	(NO) YES	Enable Not Ready Activity Codes
- NDFL	xxxx	Not Ready Default code Must be equipped with ACD-D or NGCC package
DAL	(NO) YES	Data Agent Log In with the MSB key allowed
RPRT	(NO) YES	Management reporting and status display
RAGT	2-(4)-30	Reserve Agent
DURT	15-(30)-45	Duration Timer in minutes
RSND	(4)-16	Resend timer
FCTH	10-(20)-100	Flow Control Threshold
CRQS	0-(100)-255	Call Request Queue Size
DNRT	(NO) YES	Delay Night RAN Treatment
CCBA	(NO) YES	Allow Collect Call Blocking Answer signal to be sent
IVR	(NO) YES	Interactive Voice Response queue
- ALOG	(NO) YES	Provide Automatic Login for agents
- TRDN	xxxx	Treatment DN for IVR queue
CWNT	l s c u	Call Waiting Notification TN
CWNC	NO YES	Call Waiting Notification TN control

Prompts and responses by data block

ACD or SCB: Automatic Call Distribution (ACD-D) or Schedule data block

Prompt	Response	Comment
REQ:	aaa	Request
TYPE:	aaa	Type of data block = ACD or SCB (Automatic Call Distribution or Schedule data block for ACD management reports)
CUST	xx	Customer number associated with this data block
CPRD	dd mm dd mm	Collection Period
SHR	0-23	Start Hour
EHR	0-23	Hour of day that data reporting ends
DOW	1-7	Days of Week for data collection
RFRQ	0-7	Frequency that Reports are to be generated
SFRQ	x	Status display update Frequency (1 or 2)
ROPT	1-4	Report Options
PRIO	0-15	Printer(s) for Output
PAGE	(NO) YES	Start at the top of a new page for each report
AID	(NO) YES	Agent ID mode
- IDLB	(1)-9999	Agent ID Lower Boundary
- IDUB	<i>IDLB</i> -(9999)	Agent ID Upper Boundary
- LOG	(0)-999	Maximum number of agents that can be logged in at any one time
SRPT	(NO) YES	Short Report option for report 4 (Agent position)
TOT4	(NO) YES	Totals on report 4

ADS: Auxiliary data system data block (includes Multiple Queue Assignment prompts)

Prompt	Response	Comment
REQ:	aaa	Request
TYPE:	ADS	Type of data block = ADS (Auxiliary Data System)
CUST	xx	Customer number associated with this data block
AID	(NO) YES	Agent ID mode
- IDLB	(1)-9999	Agent ID Lower Boundary
- IDUB	<i>IDLB</i> -(9999)	Agent ID Upper Boundary
- MQA	(NO) YES	Multiple Queue Assignment
- - MQAS	(NO) YES	Select a Supervisor ID during login

Prompt	Response	Comment
- - MQAP	(NO) YES	Select Priorities during login
- - MQCF	(NO) YES	Automatic Call Forwarding of Phantom TNs to agent sets at login
- - - MCFD	(0)-3	The MQA Call Forwarding Digits attached to the Agent IDs

CDN: Control DN data block (covers prompts for Customer Controlled Routing)

Caution: Corruption results if a CDN is not configured in this overlay before that CDN is associated with or represented in an association table script in the CCR module.

Prompt	Response	Comment
REQ:	aaa	Request
TYPE:	CDN	Type of data block = CDN (Control DN)
CUST	xx	Customer number associated with this data block
CDN	x...x	Control DN. The CDN cannot be configured as a mailbox DN.
CDSQ	(NO) YES	Deny or allow Converged Desktop Service queue
FRRT	0-511	First RAN route number for ACD
- FRT	0-2044	First RAN Time
SRRT	0-511	Second RAN Route number for ACD
- SRT	0-2044	Second RAN Time
FROA	(NO) YES	First RAN On Arrival
MURT	0-511	Music Route number
DFDN	x...x	Local Default ACD DN
NAME	(NO) YES	Display CDN name for redirected calls
CMB	(NO) YES	Deny or Allow redirection to Control DN mailbox
CEIL	0-(2047)	CDN Ceiling value
OVFL	(NO) YES	Force Overflow Tone to the call when the ceiling threshold has been exceeded
TDNS	(NO) YES	Is DNIS number an original Called Party
RPRT	(NO) YES	Management reporting and status display
CNTL	(NO) YES	Control DN is in control
VSID	0-127	Value Added Server ID
HSID	0-15	Host ID
CWTH	0-(1)-2047	Calls Waiting Threshold
BYTH	(0)-2047	Busy Threshold

Prompt	Response	Comment
OVTH	0-(2047)	Overflow Threshold
STIO	0, 1, 2, ... 15	Status Input/Output devices
TSFT	0-(20)-510	Telephone Service Factor Threshold in seconds
ACNT	xxxx	Account
UUI	(NO) YES	Use- to-User Information

NACD: Network ACD data block

Network ACD provides ACD capabilities over an Integrated Service Digital Network (ISDN). An NACD system distributes ACD activities between several sites. Connected by ISDN voice and data services, different sites can be physically or geographically separated within the network.

Prompt	Response	Comment
REQ:	aaa	Request
TYPE:	NACD	Type of data block = NACD (Network ACD)
CUST	xx	Customer number associated with this data block
ACDN	xxxx	ACD Directory Number
TABL	(a) s	Day, Night or Source Table (a = Day or Night, s = Source Table)
- OUTS	xxxx xxxx	Routing Table entries to be removed
- TRGT	xxxx tttt	Target ACD DN and the timer in seconds

OBVP: Configure the Observe Password Table

Prompt	Response	Comment
REQ:	aaa	Request
TYPE:	OBVP	Observe Password table
CUST	xx	Customer number associated with this data block
ADPD	xx..xx yy..yy	Supervisor login ID followed by supervisor Observe password (separated by a space)

Alphabetical list of prompts

Prompt	Response	Comment	Pack/Rel
AACQ		Application Acquired Queue	nxcc-22
	(NO)	The ACD DN is not acquired by the application	
	YES	The ACD DN is acquired by the application	

Prompt	Response	Comment	Pack/Rel
ACAA	(NO) YES	Allow ACD calls to an agent on an Individual DN (IDN) Call On Hold. The agent cannot place an IDN Call On Hold, and return to the idle queue. The agent can put an active IDN Call On Hold and press the in-calls to return to the idle agent queue.	bacd-18
ACDN	x...x	ACD Directory Number Up to 4 digits, up to 7 digits with Directory Number Expansion (DNXP) package 150	acda-1
ACNT	x...x	Account (Default activity code) Maximum 4 digits (0 through 9). The # and * are not allowed. Prompted if the ADS data block is built, and CNTL = YES.	acdc-13
ACPQ	(NO) YES	Answer Call Priority Queue International Supplementary Features (SUPP) package 131 must be equipped.	supp-15
ADPD	xx..xx yy..yy	Supervisor login ID followed by supervisor Observe password (separated by a space).	oas-3.0
AENI	(NO) YES	Automatically Enable Interflow Prompted when IFDN is defined.	acdb-12
AID	(NO) YES	Customer operates in Position ID mode. Customer operates in Agent ID mode.	acdc-2
ALOG	(NO) YES	Provide Automatic Log In for agents on this DN. Set to YES for Meridian Mail applications. ALOG applies only to Command and Status Link (CMS) and Data Service Access Codes (DSAC). Prompted if IMS or ISAP = YES.	csi-8
APL	0-15	Auxiliary Processor Link number Prompted if IMA = YES. The APL is defined in LD 17.	Ink-2

Prompt	Response	Comment	Pack/Rel
ASID	16-31 or (00)	Application service identity from which the acquired message originated	nxcc-22
AST	(NO) YES	Associated set The Associate Set assignments are performed in LD 10 and LD 11 for each ACD telephone.	iap3p-13
BSCW	(NO) YES	Block Calls to the Secondary DN on Walkaway The caller to the source DN hears busy tone.	bacd-13
BUSY	aaa bbb ccc ddd	Interflow Busy Treatment for different originators Prompted if IFDN is defined. The possible options are: <ul style="list-style-type: none"> • BSY = caller hears busy tone • SRC = caller is re-linked to source queue Enter BSY or SRC for each of the four different originators: <ul style="list-style-type: none"> • aaa = Stations • bbb = Attendants • ccc = CO, FEX and WATS trunks • ddd = all other trunk types Defaults if the IFDN is an ACD DN, internal or external DN are: <ul style="list-style-type: none"> • BSY BSY SRC BSY (3rd entry cannot be changed) Default if the IFDN is an attendant console: <ul style="list-style-type: none"> • BSY SRC SRC BSY (only the 4th entry can be changed) 	acdb-12
BYTH	(0)-2047	Busy Threshold at which the Calls Waiting lamp flashes and this queue ceases to accept overflowed calls. When BYTH = 0, overflow calls are not accepted by this target queue unless an agent is available. To delete existing entry, precede entry with X.	acdb-1

Prompt	Response	Comment	Pack/Rel
CALB	1 2 ...	<p>Call Filter Bitmap</p> <p>CALB applies to messages such as PCI, DN update, etc.</p> <p>This bitmap is downloaded by the application which is used to control the sending of messages on behalf of the acquired TN. A numeric value would only be printed if the corresponding set message is enabled.</p> <p>CALB is printed if AACR = YES.</p>	nxcc-22
CALP	(POS) TER	<p>Calling party identification sent in PCI message, where:</p> <ul style="list-style-type: none"> • POS - Sends the POSID+DNIS in the called party DN field in the PCI message. • TER - Sends the terminating DN in the called Party DN field in the PCI message. 	basic-4.00
CCBA	(NO) YES	<p>Collect Call Blocking Denied</p> <p>Collect Call Blocking Allowed</p> <p>Collect Call Blocking (CCB) package 290 is required.</p>	ccb-21
CDN	x...x	<p>Control DN</p> <p>Up to 4 digits, up to 7 digits with Directory Number Expansion (DNXP) package 150.</p> <p>The CDN cannot be configured as a mailbox DN.</p>	ear-17
CDSQ	(NO) YES	Deny or allow Converged Desktop Service queue	sip-4.00
CEIL	0-(2047)	<p>CDN Ceiling value</p> <p>CEIL limits the number of unanswered calls a CDN can have at its default ACD DN at a time. New calls receive a busy signal when the ceiling is reached (CO trunks do not receive busy).</p>	ear-17
CMB	(NO) YES	Deny or Allow redirection to Control DN Mailbox, where:	basic-4.50

Prompt	Response	Comment	Pack/Rel
		<ul style="list-style-type: none"> • CMB = (NO), For SCCS routed calls, the voice mail would be left against the agent's mailbox. • CMB = Yes, For SCCS routed calls, the voice mail would be left against the SCCS acquired CDN's mailbox. 	
CMS	(NO) YES	<p>Command and Status link</p> <p>If this ACD DN is to use the CSL, enter YES. Set to YES for Meridian Mail applications</p>	csl-8
CNTL	(NO) YES	<p>Control DN is in control.</p> <p>When CNTL = NO, CDN calls are sent to the Default ACD DN (DFDN).</p>	ear-17
CPRD	sm sd em ed	<p>Collection Period: Month and day data collection is to start and end. Where:</p> <ul style="list-style-type: none"> • sm = start month (1-12) • sd = start day of month(1-31) • em = end month (1-12) • ed = end day of month(1-31) 	acdc-2
CRQS	0-(100)-255	<p>Call Request Queue Size</p> <p>It is recommended that CRQS be approximately 20% higher than the number of trunks available for networking. If the customer selects the OCN option, set this value at 5% over trunking capacity. This avoids reserving agents for calls on the network when trunking facilities are unavailable. Flow Control (FCTH) is typically set at 25% of the call request queue size.</p> <p>The CRQS must be defined for each ACD DN in the network. CRQS must be greater than FCTH. CRQS = 0 closes the queue.</p>	nacd-15
CUST	xx	Customer number associated with this data block as defined in LD 15.	bacd-1

Prompt	Response	Comment	Pack/Rel
CWLF	(0)-2047	Call Waiting Lamp Flash threshold Prompted if NCWL = YES. CWLF must be greater than or equal to CWTH	acdb-15
CWLW	(0)-2047	Call Waiting Lamp Wink (fast flash) threshold Prompted if NCWL = YES. CWLW must be greater than or equal to CWLF	acdb-15
CWNC	NO YES	Alert rings for all calls Alert rings for only priority calls CWNC appears when a TN has been entered for CWNT. There is no default.	m911-19
	I s c u	Call Waiting Notification TN • I = (0-255) Systems with Fibre Network Fabric	m911-19 fnf-25
CWTH	0-(1)-2047 0 X	Calls Waiting Threshold: The number of Calls Waiting in queue that triggers the "calls waiting" indication. To disable To delete existing entry.	acdb-1
CWTT	(0)-40-63	ACD Call Waiting Threshold Time (in 1 second intervals)	acnt-15
DAL	(NO) YES	Data Agent Log In with the MSB key allowed The data agent must be defined with a DTA Class of Service in LD 11. DAL is not prompted when IVMS or DSAC are set to "YES". Prompted if TYPE = SCB or ADS.	acdc-14

Prompt	Response	Comment	Pack/Rel
DFDN	x...x	Local default ACD DN Up to 4 digits, up to 7 digits with Directory Number Expansion (DNXP) package 150. Calls to the CDN are directed to this ACD DN. RAN and Music, if provided, are as defined for the CDN. Any other ACD treatment, such as Night, is applied as if the caller directly dialed the ACD DN.	ear-17
DNIS	(NO) YES	Dialed Number Identification Service Send (do not send) ACD/DNIS information across the link. Not prompted for Virtual Agents.	dnis-12
DNRT	(NO) YES	Delay Night RAN Treatment When DNRT = YES for an ACD DN there is a delay in routing calls to the night RAN. The call is delayed until the call has reached the end of the Night table and there are no outstanding call requests for the call. Prompted if a NACD Night table and a RAN route have been defined.	nacd-15
DOW	1-7	Days of Week for data collection Where: 1 = Sunday and 7 = Saturday	acdc-2
DSAC	(NO) YES	ACD DN is not an IS/Data Service Access Code ACD DN is an IS/Data Service Access Code Prompted when MWC = NO	csi-8

Prompt	Response	Comment	Pack/Rel
DURT	15-(30)-45	Duration Timer (in minutes) DURT indicates how long a Target node honors a call request from the Source node. If the timer expires, the call is removed from the call request queue. If this timer is too large, the network call request queues may become overcrowded. If the timer is too small, waiting customers can be cut off from receiving services. This timer must be defined only for Target queues.	nacd-15
EES	YES (NO)	IVMS uses End-to-End Signaling to send tone. IVMS (does not use) End-to-End Signaling to send tone. Prompted when IMA = YES.	ims-2
EHR	0-23	Hour of day that data reporting ends	acdc-2
EMRT	0-511	Emergency Recorder Trunk Route. The route and at least one trunk must exist before defining EMRT. Enter X to remove.	acdb-1
FADR	(0)-14	Force Answer Delay timer for Ringback Cadence Enter delay time, in increments of two seconds, before call is connected to an agent. This delay timer ensures that a caller, during forced answer, receives at least one ringback cadence before being connected to an agent.	supp-14
FADT	(0)-15	Force Answer Delay Time Enter Delay time, in increments of one second, between calls when Call Forcing is enabled. This delay timer offers an agent a few seconds break before having to answer the next call.	supp-14
FCFT	0-(2)-30	Flexible Call Force Timer (the time in seconds before Flexible Call Force is enforced)	acdb-16

Prompt	Response	Comment	Pack/Rel
FCTH	10-(20)-100	<p>Flow Control Threshold to allow additional calls into the call request queue</p> <p>The Flow Control option opens and closes the ACD DN for network calls. Once the number of Call Requests received over the network meets the call request queue size defined in LD 23, the queue is shut down (INACTIVE) for network calls. For the queue to open for network calls, the pending queue request size must drop to a value equal to the flow calls control.</p> <p>For example, a call request queue size of 50 with a flow control of 10 allows the queue to become inactive after 50 call requests are pending. After 10 calls or 10 Call Requests have been answered or removed, leaving 40 remaining in queue, the queue reopens.</p>	nacd-15
FNCF	(NO) YES	Force Night Call Forward to busy ACD DN	bacd-15
FORC	(NO) YES	<p>Force</p> <p>Calls are forced to arrive in answered state. When FORC = Yes, the call arrives on Key 0 (in-calls key) in an answered state. Headsets are recommended for this option.</p>	acdb-1
FROA	(NO) YES	<p>First RAN On Arrival (the 1st RAN to be given to incoming calls immediately; FRT time ignored)</p> <p>If FROA = NO, the call is forced to wait FRT time. Recorded Announcement is only given if an idle agent is not found.</p>	acda-1
FRRT	0-511	<p>First RAN Route number for ACD</p> <p>The route and at least one trunk must exist before defining FRRT. Enter X to remove.</p>	acda-1

Prompt	Response	Comment	Pack/Rel
FRT	0-2044	<p>First RAN Time (the time in seconds allowed before unanswered incoming ACD calls are connected to the first RAN)</p> <p>Prompted if FRRT is defined. If a value is not entered FRT defaults to blank and there is no connection to the RAN.</p>	acda-1
HMSB	(NO)	Agent cannot activate Make Set Busy if an ACD call is on-hold	basic-9
	YES	Agent can activate Make Set Busy if ACD call is on-hold	
HOML		<p>Handset Removal or Make Set Busy key (MSB key) log out.</p> <p>The HOML option allows an agent to log out by removing the headset or going on hook without using the Make Set Busy (MSB) key. Logout while on Agent Reserve causes a cancellation message.</p>	bacd-1
	(NO)	Log out with only the Make Set Busy key	
	YES	<p>Log out with either handset removal or Make Set Busy key activation</p> <p>HOML is prompted if an Auxiliary Data System (ADS) or Schedule Block (SCB) exists.</p>	
HPQ		High Priority Queue (preference given to High Priority trunk calls)	tof-10
	(NO)	Calls from the source queue's high priority trunks are presented after another queue's Timed Overflow queue (TOFQ) calls.	
	YES	<p>Calls from the source queue's high priority trunks are presented before another queue's Timed Overflow queue (TOFQ) calls.</p> <p>In an NACD environment, HPQ must be denied to receive the OCN prompt. (HPQ = No)</p>	

Prompt	Response	Comment	Pack/Rel
HSID	0-15	VAS ID for the Host Application Module Link. When the CCR and ML applications are both running, this HSID is the VSID assigned to the AML for Meridian Link in LD 17. The VSID prompt in this CDN configuration matches the VSID for the CCR AML port configured in LD 17.	ccr-17
ICDD	(NO) YES	In Calls key Disconnect Deny. Pressing the In Calls key while active on an ACD call disconnects the call.	acd-40
ICP	(NO) YES	Intercept Computer Printer (ACD MC used for Intercept Printer)	icp-14
ICPR	0-<NIPN>	Intercept Computer Printer Printer number (for ICPS = COM); NIPN is defined in LD 15	icp-14
ICPS	(CIR) COM	Intercept Computer Printer Search (when more than one console is used) Circular search One Common printer for ACD group	icp-14
IDLB	(1)-9999	Agent ID Lower Boundary This prompt is used with the IDUB prompt to determine the maximum number of agents allowed by the system. The number must be within the parameters set by the IDLB and IDUB prompts. Prompted if TYPE = ADS or SCB and AID = YES	acdc-19
IDUB	<i>IDLB</i> (9999)	Agent ID Upper Boundary This prompt is used with the IDLB prompt to determine the maximum number of agents allowed by the system. The number must be within the parameters set by the IDLB and IDUB prompts. Prompted if TYPE = ADS or SCB and AID = YES	acdc-19

Prompt	Response	Comment	Pack/Rel
IFDN	x...x	Interflow Directory Number The Interflow Directory Number serves as the DN to which calls interflow. IFDN can be up to 31 digits. Calls diverted to the IFDN are not routed by NACD. Network calls diverted to an IFDN lose all the network information, so that information cannot be displayed on the terminating telephone. A group hunt pilot DN can be entered. If the OPAO package is equipped, then # can be used in this DN.	acdb-1
	X	To delete existing entry. IFDN and NFCR are affected by the Outpulsing feature for Japan. Refer to the Feature Description in <i>Features and Services Fundamentals</i> (NN43001-106) for details. Typing four asterisks (****) at the IFDN prompt do not let the user exit Overlay 23.	
IMA	(NO) YES	Integrated Messaging Allowed (ACD DN assigned to IMS) Set to YES for Meridian Mail applications.	ims-2
IMS	(NO) YES	Integrated Messaging Service Set to YES for Meridian Mail applications. IMA must be set to Yes in LD 15.	ims-2
ISAP	(NO) YES	Integrated Services Application Protocol (ACD messages sent across the ISDN/AP link) Set to YES for Meridian Mail applications.	ani-15
IVMS	(NO) YES	Integrated Voice Messaging System Set to YES for Meridian Mail applications.	ivms-2

Prompt	Response	Comment	Pack/Rel
IVR	(NO) YES	Interactive Voice Response queue	ivr-18
		An ACD queue must be defined as an IVR queue before the Treatment Request for IVR command can be used in Customer Controlled Routing (CCR) applications.	
	(0)-999	Login maximum (the maximum number of agents that can be logged in at any one time)	acdc-18
LOG	(0)-999	Login maximum (the maximum number of agents that can be logged in at any one time)	acdc-18
MAXP	1-120	Maximum Number of Agent Positions. The value of the MAXP can be increased to the allowed maximum or decreased to the current number agents.	acda-1
MCFD		Multiple Queue Assignment (MQA) Call Forwarding Digits attached to Agent IDs. The digits are used to determine which Phantom TNs are Call Forwarded.	mqa-21
		MCFD is prompted if MQCF = YES.	
	(0)	No digits attached to Agent IDs	
	1-3	Limit of digits attached to Agent IDs. Maximum is 3.	
	X	No digits attached to Agent IDs	
MQA		Multiple Queue Assignment	mqa-21
	(NO)	No Multiple Queue Assignment functionality	
	YES	Multiple Queue Assignment functionality	
		MQA is prompted if AID = YES and MQA package 297 is equipped. Warning: The HSL link must be disabled before you configure or change MQA.	
MQAP		MQA Priority option	mqa-21
	(NO)	No Priorities selected during login	
	YES	Select Priorities during login	
		Prompted if MQA = YES and Priority Agent package 116 is equipped.	

Prompt	Response	Comment	Pack/Rel
MQAS	(NO) YES	Multiple Queue Assignment Supervisor ID option No Supervisor ID during login Select a Supervisor ID during login Prompted if MQA = YES.	mqa-21
MQCF	(NO) YES	Multiple Queue Assignment Call Forward option No automatic Call Forwarding of Phantom TNs to agent sets at login Automatic Call Forwarding of Phantom TNs to agent sets at login Prompted if MQA = YES and Phantom TN package 254 is equipped.	mqa-21
MURT	0-511	Music Route number The route and at least one trunk must exist before defining MURT. Enter X to remove.	acdb-1
MWC	(NO) YES	Message Waiting Center (ACD DN is a message center DN) MWC is set to YES for Meridian Mail applications. Prompted if Message Waiting Center (MWC) package 46 is equipped.	mwc-1
NAME	(NO) YES	Display CDN name for redirected calls	basic-4.00
NCFW	x...x	Night Call Forward DN for ACD calls (up to 23 digits) and Operator Revert DN for Meridian Mail (IMS, IVMS). NCFW is tracked on reports as interflow. NCFW can be up to 31 digits. Precede NCFW entry with X to delete. Typing four asterisks (****) at the NCFW prompt will not exit Overlay 23 with package OPAO enabled.	acda-1

Prompt	Response	Comment	Pack/Rel
NCWL	(NO) YES	New Call Waiting Lamp options When NCWL = YES, the Busy Threshold and Overflow Threshold apply only to Overflow by Number and Interflow conditions, but do not change the lamp states. Calls in the Call Request and Local Flow-in queues are included when adding up the calls in queue for lamp state updates.	acdb-15
NDFL	xxxx	Not Ready Default code Must be equipped with ACD-D or NGCC package	acdd-24
NRAC	(NO) YES	Enable Not Ready Activity Codes	acdd-24
NRRT	0-511	Night RAN Route number assigned as night announcement for ACD calls. If NRRT and NCFW are both defined, then NRRT course first. The route and at least one trunk must exist before defining NRRT. Enter X to remove.	acda-1
NRT	(0)-2044	Night RAN Time This is the time in seconds - in increments of 1 - before RAN is connected to ACD calls. NRT is prompted if NRRT is defined and International Supplementary Features (SUPP) package 131 is equipped.	supp-9
OBSC	(NO) YES	Login/Logout control.	oas-3.0
OBPT	xx	Supervisor Inactivity Timer, in minutes (Default = 5, Minimum = 2, Maximum = 99)	oas-3.0
OBTN	(NO) AGT ALL	No Observation Tone given Audible Observe Tone to Agent only Audible Observe Tone to all parties	acdb-1

Prompt	Response	Comment	Pack/Rel
OCN	(NO) YES	Accept Oldest Call in Network This feature determines if the oldest call in the network is answered ahead of calls to the Source location. Use caution with this feature. Because agents are reserved for network calls, agents may remain idle while calls wait in the local queue. To avoid reserving all the agents for network calls, split the ACD group into two areas: one area for all calls and the second area for a group of agents equal to the number of tie lines between the network locations. This solution allows local calls to overflow by time into the area for all calls. The OCN option must be defined only for Target queues. When OCN = YES and HPQ = NO, the system compares calls from queues for that target ACD DN. The highest priority call that has waited the longest is the call presented to the next available agent. When OCN = NO and HPQ = NO, the system selects the oldest call from the ACD DN's own Timed Overflow (TOF) queue. If there are no calls in the Source Timed Overflow queue, the system looks at calls in the Call Request queue and Source Timed Local Flow-in queue. When OCN = NO and HPQ = YES, the system presents calls from the agent's own TOF queue and High-Priority queues before presenting calls from Source TOF queues and Call Request queues. OCN is prompted if Network Automatic Call Distribution (NACD) package 207 equipped.	nacd-15

Prompt	Response	Comment	Pack/Rel
OOTS	xxxx xxxx	<p>Routing Table entries to be removed</p> <p>Up to 20 entries at a time can be removed from the Enhanced Overflow (EOVF) or Network ACD (NACD) routing tables. Only 5 entries can be entered at OOTS at a time. OOTS is prompted until just <CR> is entered.</p> <p>Prompted if REQ = CHG. Remove routing tables by list entry number, not by ACD DN. Print the NACD data to see the ACD DN associated with each entry number.</p>	nacd-15
OVBU	aaa bbb ccc ddd	<p>Overflow Busy treatment for specific call originator types when IFDN not defined.</p> <p>Enter the required treatment for Overflow calls:</p> <ul style="list-style-type: none"> • LNK = caller is re-linked to source queue (the default value) • BSY = caller hears busy tone <p>Enter all four entries at the same appearance. Enter LNK or BSY for each of the four different originators:</p> <ul style="list-style-type: none"> • aaa = Internal calls • bbb = Attendant calls • ccc = LNK • ddd = DID and TIE trunks <p>If busy tone is configured for CO trunk calls, the calling or called party is billed for the duration of the call, which is from the time the PBX returns answer supervision until the time the calling party disconnects.</p> <p>BSY is not allowed for CO trunks. Prompted if there is no entry for IFDN.</p>	acdb-16
OVDN	x...x x...x x...x	<p>Overflow ACD Directory Number(s) (maximum of three responses)</p>	acdb-1

Prompt	Response	Comment	Pack/Rel
		Up to 4 digits, up to 7 digits with Directory Number Expansion (DNXP) package 150.	
	X	To remove ALL OVDNs for the ACD DN	
	Xxxxx	To delete a specific DN.	
		Any new entry replaces the old data. The Overflow DN cannot be a CDN.	
OVFL		Overflow Tone	basic-20
	(NO)	Busy tone is given to call	
	YES	Force overflow tone is given to call by Mobility switch	
		OVFL is prompted when a call arrives at a Controlled DN in default mode and when that call has exceeded the CDN-to-a-default-ACD-DN ceiling threshold.	
OVTH	0-(2047)	Overflow Threshold	acdb-1
		OVTH represents the value at which the Calls Waiting lamp winks (Fast flashes), causing calls which are entering the queue to overflow.	
		When OVTH = 0 overflow is attempted when all agents are busy. Enter X to delete existing entry.	
PAGE	(NO) YES	Start at the top of a new page for each report	acdc-2
PCMM	(NO) YES	Periodic Clearing with Meridian Mail	nas-14
		Prompted if OPT = PCMA in LD 15	
PRIM	(NO) YES	Primary DSAC	csi-8
PRIO	0-15	Printer(s) for Output (establish the number(s) of devices used for output of reports)	acdc-2
		These output devices must have been defined in LD 17 as ACD printers. Precede with X to remove a device number.	

Prompt	Response	Comment	Pack/Rel
RAGT	2-(4)-30	<p>Number of seconds an agent in a remote target is reserved for an overflow call.</p> <p>The Reserve Agent Timer keeps the agent reserved until call presentation or timeout. The timer also prevents a situation where an agent can be reserved indefinitely.</p> <p>When an agent is reserved with Countdown Allowed (CNTA) CLS as defined in LD 11, the RAGT countdown is shown on the agent's Digit Display.</p> <p>The agent being reserved has a Reserve Agent Timer with countdown display. The countdown display starts when the Reserve Agent Timer (RAGT) starts, and counts down by increments of 2 seconds, to zero. If the call is not presented to the Target agent before the Reserve Agent Timer (RAGT) expires, that call remains at the originating Source queue. The Target agent is returned to the idle agent queue.</p> <p>If the Reserve Agent Timer is set too high, the agent is reserved waiting for calls. If the Reserve Agent Timer is set too low, the agent can be freed before the network facility can set up the call. Different timer settings can be tried through Load Management. Subsequent calls are presented to agents only after the Reserve Agent Timer has expired.</p> <p>The RAGT must be defined only for Target queues.</p>	nacd-15
RAN	0-511	Recorded Announcement Trunk Route Number for calls entering message queue (default NO RAN)	acda-1
RAO		Restricted Agent Observe	
	(NO)	Restricted Agent Observe on logout disabled	
	YES	Restricted Agent Observe on logout enabled	
	FULL	Restrict the supervisor from observing any of agents IDN calls even when logged in	

Prompt	Response	Comment	Pack/Rel
RDNA		Restricted DN Access	acdc-1
	(NO)	Enter NO if use of DN keys is to be allowed without logging in.	
	YES	Enter YES to restrict agents from making outgoing calls when not logged in. Prompted if an Auxiliary Data System (ADS) or Schedule Block (SCB) exists.	
REQ		Request	bacd-18
	CHG	Change existing data Select OUT followed by NEW, instead of CHG when switching resources between virtual and actual ACD DNs to avoid unwanted information on ACD-D reports.	
	DACR	De-acquire ACD Queue and CDN resources	
	END	Exit Overlay program	
	LST	List ACD DNs (This includes ACD DNs, CDNs and NACD DNs)	
	NEW	Add new data to the system	
	OUT	Remove data block When removing an ACD DN from the Meridian 1 which is monitored by ACD-MAX, the DN is not automatically deleted from the ACD-MAX configuration.	
	PRT	Print the specified data	
RFRQ		Report Frequency. See also ROPT prompt for Report Options.	acdc-2
	0	No reports	
	1	All reports hourly on the hour	
	2	All reports hourly on the half-hour	
	3	All reports half-hourly	
	4	Report 3 every quarter-hour, no other reports.	
	5	Report 3 every quarter-hour, other reports hourly on the hour.	
	6	Report 3 every quarter-hour, other reports hourly on the half-hour.	
	7	Report 3 every quarter-hour, other reports every half-hour	

Prompt	Response	Comment	Pack/Rel
RGAI	(NO) YES	<p>Ring Again for Internal calls</p> <p>When internal caller dials a queue with no available agents, fast ringback is provided. If RGAI = YES, the caller can activate Ring Again to be presented to the next available agent.</p> <p>Enter YES for Data Service Access Code. (DSAC). RGAI must = YES for DSAC.</p>	acda-8
ROPT	<p>1</p> <p>2</p> <p>3</p> <p>4</p>	<p>Report Options</p> <p>Agent group</p> <p>Queue</p> <p>Trunk routes</p> <p>Agent position</p> <p>Precede with X to disable a report. More than one option allowed. Any new entry replaces the old data.</p>	acdc-2
RPRT	(NO)	<p>Information about this ACD-DN (or CDN) is excluded in management reports and status displays.</p>	acdc-17
	YES	<p>Information about this ACD-DN (or CDN) is included in management reports and status displays</p> <p>RPRT is prompted only if a SCB or an ADS block exists for this customer.</p> <p>Note: For release 4.0 and earlier, the default is YES.</p>	
RSND	(4)-16	<p>Message Resend timer (in seconds)</p> <p>This is the length of time the Source node waits for a response from the Target node after sending a Call Request message.</p> <p>When the Resend Timer expires, another message is sent. If the second Call Request message expires without a response, the Call Request is removed from the network queue. The Resend Timer should be changed only if the network uses multiple hops and ISL with lower baud rates.</p>	nacd-15

Prompt	Response	Comment	Pack/Rel
		<p>A single hop typically requires 100 ms of real time to set up the call. When the Resend Timer is too large, the control function of the timer to limit traffic to busy nodes is lost. If the Resend Timer is too small, the access of calls to nodes can be limited unnecessarily.</p> <p>The Resend Timer must be defined for the Source node and the Target nodes.</p>	
RTPC	(NO)	Real Time Processing The SAGP Load Management command does not take effect in real time.	supp-9
	YES	The SAGP Load Management command takes effect in real time.	
RTQO	(NRD)	Return to Queue Option Not Ready	acd-23
	MSB	Make Set Busy	
RTQT	(0)-50	Return to Queue Timer after no answer in number of ringing cycles	acd-23
SDNB	(NO) YES	Secondary DN Blocking Block calls to the Secondary DN while busy on ACD call.	acdb-12
SFNB	1 2 ...	Set Feature Notification Bitmap SFNB is used for messages such as: SFN (login), SFN (logout), ... This bitmap is downloaded by the application which is used to control the sending of SFN messages on behalf of the acquired TN. A numeric value is printed only if the corresponding message is enabled. SFNB is printed if AACR = YES.	nxcc-22

Prompt	Response	Comment	Pack/Rel
SFRQ	1 2	Frequency of Status Display updates 30 seconds 60 seconds	acdc-2
SHR	0-23	Start Hour Hour of day that data reporting starts	acdc-2
SPCP	(NO) YES	<p>Separate Post Call Processing (to enable separate DCP/PCP indication)</p> <p>When SPCP = YES, agents in Post Call Processing (PCP) are separated from agents in Direct Call Processing (DCP). Changing the SPCP option for an ACD DN changes all ACD DNs in the same customer group.</p> <p>Agent (AGT) key lamp states and display (DAG) field on supervisor telephones are affected by SPCP as follows:</p> <p>AGT key lamp steady:</p> <ul style="list-style-type: none"> • SPCP = YES; agent is on an ACD call • SPCP = NO; agent is on an ACD call or not ready (NRD) <p>AGT key lamp fast flash:</p> <ul style="list-style-type: none"> • SPCP = YES; agent is on non-ACD call or NRD • SPCP = NO; agent is on non-ACD call <p>DAG Display ACD DN:</p> <ul style="list-style-type: none"> • SPCP = YES; displays # of agents on ACD calls • SPCP = NO; displays # of agents on ACD calls or NRD <p>DAG Display non-ACD DN:</p> <ul style="list-style-type: none"> • SPCP = YES; displays # of agents on non-ACD calls or NRD • SPCP = NO; displays # of agents on non-ACD calls <p>The SPCP option is a customer-wide option. A change to SPCP for any ACD queues affects all ACD queues for that customer.</p>	acdb-1

Prompt	Response	Comment	Pack/Rel
SRPT	(NO) YES	Short Report option for report 4 (Agent position) Use the short report when more than one agent, each with a unique agent ID, logs into the same position ID during a report period.	acdc-2
SRRT	0-511	Second RAN Route number for ACD The route and at least one trunk must exist before defining SRRT. Enter X to remove.	acda-1
SRT	0-2044	Second RAN Time Time in seconds before second RAN is connected to ACD calls. Prompted if SRRT is defined. There is no default for SRT.	acda-1
STIO	0, 1, 2,...15	Status Input/Output devices Enter all Input/Output devices assigned for status displays. The device must be first defined in LD 17. Prompted if a Schedule Block (SCB) exists. Enter X to remove.	acdc-2
TABL	x	Table. Where: x = <ul style="list-style-type: none"> • D = Day Table • N = Night Table • S = Source Table The Day Table is mutually exclusive with TOFT. The Night Table is mutually exclusive with NCFW.	nacd-15
TDNS	(NO) YES	DNIS number is not an original Called Party of a defined CDN queue. DNIS number is an original Called Party of a defined CDN queue. TDNS = YES is recommended if a CDN is defined for the Mobility Control Point (MCP) application to control a Personal Communication Service (PCS) call.	basic-20

Prompt	Response	Comment	Pack/Rel
TOFT	2-1800	<p>Timed Overflow Threshold (in seconds)</p> <p>Before defining the TOFT value, first delete that OVDN from its Source ACD DN. Then, enter the time, in seconds, that you want a call to wait in queue before it overflows to an OVDN.</p> <p>When REQ = CHG, and the OVDNs are answering TOF calls, an error message is output indicating the affected Target ACD DNs.</p> <p>Enter X to disable the feature. If no value is entered, NONE is printed.</p>	tof-10
TOT4	(NO) YES	<p>Totals on report 4</p> <p>Averages are output on report 4 (Agent position)</p> <p>Totals are output on report 4 (Agent position)</p> <p>Prompted if ROPT = 4. If TOT4 = YES, HDCP column is output on report 1 and 4. Must have ACD-C enabled.</p>	acdc-10
TRDN	xxxx	<p>Treatment DN for IVR queue</p> <p>A treatment DN does not have to be a valid DN in the switch. If Meridian Mail is to be used for both Voice Messaging and IVR, a Treatment DN should not be the same as any Meridian Mail voice box. Enter X to remove.</p>	ivr-18
TRGT	xxxx tttt	<p>Target. Where:</p> <ul style="list-style-type: none"> • xxxx = Target ACD DN • tttt = time (0-1800) in seconds <p>Up to 20 target ACD DNs can be defined. For each target, tttt is the total time from the call entering the ACD queue until a call request is sent to the target. TRGT rounds up to an even number.</p>	nacd-15
TSFT	0-(20)-510	<p>Telephone Service Factor Threshold (in seconds)</p> <p>Prompted if a Schedule Block (SCB) exits.</p>	acdc-1

Prompt	Response	Comment	Pack/Rel
TYPE		Type of data block	
	ACD	Automatic Call Distribution data block Requires Basic Automatic Call Distribution (BACD) package 40.	bacd-1
	ADS	Auxiliary Data System data block Requires Automatic Call Distribution Package C (ACDC) package 50. Not valid when REQ = PRT.	
	CDN	Control Directory Number data block This is a special DN created to specify a destination ACD DN to which incoming calls are directed. Multiple CDNs can direct calls to the same ACD DN providing different treatments based on the CDN parameters. Requires Enhanced ACD Routing (EAR) package 214.	acdd-2
	NACD	Network ACD data block Requires Network Automatic Call Distribution (NACD) package 207.	nacd-15
	OBVP	Observe Password table	oas-3.0
	SCB	Schedule data Block for ACD Management Reports Requires Automatic Call Distribution, Package C (ACDC) package 42.	acdc-2
UMG	(NO) YES	User to User Messaging	ims-2
UMT	2-(6)-15	Update Message Time Silence interval in seconds after message queue alert tone.	ims-2

Prompt	Response	Comment	Pack/Rel
USFB	1 2 ...	<p>Unsolicited Status Message (USM) Filter Bitmap</p> <p>USFB applies to messages such as:</p> <ul style="list-style-type: none"> Onhook, Offhook, Ringing, Active, Disconnect, Unringing, Hold, Restore, Ready, Not Ready, Walkaway, Walkaway Return, Reserved, Unreserved, ... <p>This bitmap is downloaded by the application which is used to control the sending of USM messages on behalf of the acquired TN. A numeric value would be printed only if the corresponding message set is enabled.</p> <p>USFB is printed if AACR = YES.</p>	nxcc-22
UST	(NO) YES	User Status update	ims-2
UUI	(NO) YES	Use- to-User Information	uui-3.0
VSID	0-127	<p>Value Added Server ID of VAS providing VMS</p> <p>VASs are external server equipment facilities such as Meridian Mail. Prompted if IMS or ISAP = YES. Must be defined in LD 17.</p>	csl-8

LD 24: Direct Inward System Access

Overlay program 24 allows data for the Direct Inward System Access (DISA), the Emergency Services Access (ESA), and the Mobile Service Access (MSA) features to be created, modified, and printed.

Note: To manage and print data for the Mobile Service Access feature, package 412 (Mobile Extensions) must be equipped.

Prompts and responses

Direct Inward System Access (DISA) data block

Prompt	Response	Comment
REQ:	aaa	Request
TYPE:	DIS	Type of data block = DIS (Direct Inward System)
CUST	xx	Customer number associated with this data block
SPWD	xxxx	Secure data Password
DN	x...x	DISA Directory Number
CCBA	(NO) YES	Allow Collect Call Blocking Answer signal to be sent
SCOD	x...x	Security Code
AUTR	(NO) YES	Authorization Code required
TGAR	0-(1)-15	Trunk Group Access Restriction
NCOS	(0)-31	Network Class of Service
COS	aaa	Class of Service (aaa = (CTD), FR1, FR2, FRE, CUN, SRE, TLD, or UNR)
RANR	x...x	Route number for DISA RAN
- RTMR	(0)-10-300	Route timer
DGTS	x...x	Digits for DISA Digit Insertion
- DLNT	(YES) NO	Dial tone needed after digit insertion
CRCS	x	Code Restriction Class of Service

Emergency Services Access (ESA) data block

Prompt	Response	Comment
REQ	aaa	Request
TYPE	ESA	Type of data block = ESA (Emergency Services Access)
CUST	xx	Customer number associated with this data block
ENTR	xx	
- ESDN	xxxx	Emergency Services Directory Number
- ESRT	0-511	Emergency Services Access route number
- RLI	xxx	Route List Index number
- DDGT	x..x	Directing digits
- DFCL	x..x	Default ESA Calling Number
- OSDN	x..x	On-Site Notification station DN
- MISDIAL_PREVENTION	YES	WARNING The MISDIAL_PREVENTION feature has the potential to suppress actual emergency calls; hence all intercepted emergency calls need to be identified and investigated. System message OSN004 will be printed for the suppressed ESA calls. Refer to NTP for further details.
- ARE YOU SURE?	(NO) YES	Disable Misdial feature Enable Misdial feature
- MISDIAL_DELAY		
	1-(2)-3-4	Misdial delay, in seconds.
- ALLOW_LAST_DIG_REPEAT	(YES) NO	Allow (ignore) last ESDN digit repeat. Deny (trap) last ESDN digit repeat.
ENTR		
VOLO_COUNT		
	(0) ... xx	The number of emergency TNs in the pool.
VOLO_FIRST_TN		
	c u l s c u	The first TN in the emergency TN pool.
VOLO_CALBK_TIM		
	900-(1200)-1800	
		The number of seconds the emergency TN is used after the ESA call is complete.

Mobile Service Access (MSA) data block

Prompt	Response	Comment
REQ:	aaa	Request
TYPE:	MSA	Type of data block = MSA (Mobile Service Access)
CUST	xx	Customer number associated with this data block
SPWD	xxxx	Secure data Password
DN	x...x	Mobile Service Directory Number
SCOD	x...x	Security Code
AUTR	(NO) YES	Authorization Code required
CCBA	(NO) YES	Allow Collect Call Blocking Answer signal to be sent

Alphabetical list of prompts

Prompt	Response	Comment	Pack/Rel
ARE YOU SURE?	(NO) YES	MISDIAL_PREVENTION Enter YES, if prompted	basic-5-0
AUTR	(NO) YES	Authorization Code required If YES, the user enters the authorization code but not the special prefix access code.	disa-7
CCBA	(NO) YES	Collect Call Blocking Denied Collect Call Blocking Allowed Collect Call Blocking (CCB) package 290 is required.	ccb-21
COS	(CTD)	Conditionally Toll Denied Class of Service	disa-1
	CUN	Conditionally Unrestricted Class of Service	
	FR1	Fully Restricted class 1	
	FR2	Fully Restricted class 2	
	FRE	Fully Restricted Class of Service	
	SRE	Semi-Restricted Class of Service	

Prompt	Response	Comment	Pack/Rel
	TLD	Toll Denied Class of Service	
	UNR	Unrestricted Class of Service	
CRCS	x	Code Restriction Class of Service New Flexible Code Restriction (NFCR) must be activated at least once.	
CUST	xx	Customer number associated with this data block as defined in LD 15. Where xx = <ul style="list-style-type: none"> • 0-15 ESDN entry. • 0-31 Small System. • 0-99 Large System. • NULL end of entries 	disa-1
DDGT	x..x	Directing digits (e.g. 1, 11, 911, etc.). Up to 4 digits are accepted. The configured digits are outputted as the called number if the outgoing trunk for the ESA call is a CAMA trunk.	esa- 23
DFCL	x..x	Default ESA Calling Number. The input must be the following lengths: * On a system that is not FNP packaged, 8 or 11 digits are accepted if the first digit of the input is '1'; otherwise the input must be 7 or 10 digit. * On a system that is FNP packaged, up to 16 digits are allowed to be entered. 'X' deletes the data. Note that the prompt does not expect a CLID entry number.	esa- 23

Prompt	Response	Comment	Pack/Rel
DGTS	x...x	Digits for DISA Digit Insertion.	dpna-21
		A maximum of 31 digits can be defined.	
	X	Removes existing digits and deactivates DISA Digits Insertion. Direct Private Network Access (DPNA) package 250 is required.	
DLNT	(YES)	Dial tone needed after digit insertion	dpna-21
	NO	Dial tone not needed after digit insertion	
DN	x...x	Directory Number. Where x..x = 1-4 digit number, or a 1-7 digit number when Directory Number Expansion (DNXP) package 150 is equipped.	disa-1
		Direct Inward System Access (DISA) Directory Number.	disa-1
		Mobile Service Access (MSA) Directory Number.	basic-5.50
		If DN is a DISA Directory Number (TYPE = DIS):	
		<ul style="list-style-type: none"> all trunk routes terminating in DISA must auto-terminate (LD 16 prompt AUTO = YES) trunks must have ground start signaling (LD 14 prompt SIGL = GRD) DN must be the same as prompt ATDN in LD 14 	
ENTR	0-15	Entry for new Emergency Services DN (ESDN).	esa-23
ESDN	xxxx	Emergency services DN. Up to 4 digits are accepted.	esa- 23

Prompt	Response	Comment	Pack/Rel
ESRT	0-511	<p>Emergency Services Access route number. Precede with "X" to delete the data.</p> <p>Route number of the following routes types are accepted as valid input:</p> <p>CAM</p> <p>COT</p> <p>DID</p> <p>FEX</p> <p>TIE</p> <p>WAT</p> <p>The route number of an ISA service route (LD16, ISAR = YES) can be entered for ESRT as long as the route type of the ISA service route is one of the above.</p> <p>To configure RLI information in LD 24, enter no values at the ESRT prompt and enter the RLI number at the RLI prompt. This ensures that only the RLI is active as the routing method.</p>	esa- 23
MISDIAL_PREVENTION	(NO)	Disable Misdial feature	basic-5.00
	YES	Enable Misdial feature.	
MISDIAL_DELAY	1-(2)-3-4	Misdial delay, in seconds.	basic-5.00
ALOW_LAST_DIG_REPEAT			basic-5.00

Prompt	Response	Comment	Pack/Rel
	(YES)	Allow (ignore) last ESDN digit repeat.	
	NO	Deny (trap) last ESDN digit repeat.	
NCOS	(0)-99	Network Class of Service	ncos-1
OSDN	x..x	On-Site Notification station DN. The input must be a valid single appearance internal DN. 'X' deletes the data. The On Site Notification function is dependent on the OSDN to locate and alert the OSN set in the event of an ESA call.	esa- 23
RANR	x...x	Route number for DISA RAN, where:	dpna-21
		<ul style="list-style-type: none"> x...x = 0-511 for Large System and CS 1000E x...x = 0-127 for Small System, CS 1000S, MG 1000B and MG 1000T 	
	(X)	Removes existing route and deactivates DISA RAN. This prompt appears with Direct Private Network Access (DPNA) package 250 and Recorded Announcement (RAN) package 7.	
REQ		Request	disa-1
	CHG	Change existing data block	
	END	Exit Overlay program	
	NEW	Create a new DISA data block	
	OUT	Remove a DISA data block	
	PRT	Print DISA data block	

Prompt	Response	Comment	Pack/Rel
RTMR	(0)-10-300	Route Timer RTMR = the maximum time (in seconds) that a caller can wait for an available RAN trunk before being removed from the RAN queue. A caller that has failed to capture a RAN trunk during the RTMR time limit proceeds with the call as if DISA RAN has completed. Entering "0" clears the timer and deactivates the DISA RAN timer.	dpna-21
SCOD	x...x	Security Code Where x..x = 1-8 digit security access code.	disa-1
	X	Remove security code.	
	<CR>	No security code or code not changed.	
SPWD	xxxx	Secure Data Password Prompted only if the password is defined in LD 15. If the password is not entered, the security code does not print when PRT is requested.	disa-1
TGAR	0-(1)-15	Trunk Group Access Restriction	disa-1
TYPE		Type of data block	disa-1
	DIS	Direct Inward System Access data block	esa-23
	ESA	Emergency Services Access data block	
	MSA	Mobile Service Access data block	mobx-5.50
VOLO_COUNT	(0) ... xx	The number of emergency TNs in the pool. Where xxx = <ul style="list-style-type: none"> • 32 for System Option 11C • 255 for System Option 81C 	basic-5.00
VOLO_FIRST_TN			

Prompt	Response	Comment	Pack/Rel
	c u	The 1st TN in the emergency TN pool. Prompted if VOLO_COUNT is not 0.	basic-5.00
	l s c u		
VOLO_CALBK_TIM	900-(1200)-1800	The number of seconds the emergency TN is used after the ESA call is complete. Input must be an even number. The default value is 1200 seconds. Prompted if the VOLO_COUNT is not 0.	basic-5.00

LD 25: Move Data Blocks

Overlay program 25 allows data associated with loops, shelves, or cards to be moved to or interchanged with different loops, shelves, or cards.

The program also allows the data associated with different customers to be moved at the same time as long as all source and destination loops, shelves, and cards are identical for all customers specified.

Move and swap rules

1. Before using MOV or SWP the following hardware should be removed from the system and reconstructed after the MOV is completed:
 - Consoles
 - Digitone Receivers
 - Dial Tone Detectors
 - Multifrequency Compelled Signaling (MFC/MFE)
 - PRA loops
 - ACD telephones
 - All lines associated with the loop or card on the destination side
2. Loops must be configured in LD 17.
3. NT8D17 Conference/TDS loop cannot be moved or swapped with LD 25.
4. When moving a card, the units on the source card must match with the card type on the destination side.

Prompts and responses

Prompt	Response	Comment
REQ:	aaa	Request (aaa = END, SWP, or MOV)
CUST	xx xx ... xx	Customer number

Prompt	Response	Comment
SRCL	xxx	Source Loop number from which data is to be moved
SRC	1-50	Source Card for Small System
DSTL	xxx	Loop number Destination to which data is to be moved
DEST	1-50	Destination Card for Small System
SHCD	a...a	Shelf Card (a...a format = ss TO ds or ss c TO ds c)
STUN	xx	Starting destination Unit Number
MVSG	(NO) YES	Move Segment
- SHSG	a...a	Shelf Segment (a...a format = ss sseg TO ds dseg)
STSG	0-3	Starting destination Segment

Move and swap rules

Scenario: Move or swap a shelf or card from source loop to destination loop		DESTINATION		
		Single density loop (SD)	Double density loop (DD)	Quadruple density loop (4D)
SOURCE	Single density loop (SD)	all cards are SD	all cards are SD	all cards are SD
	Double density loop (DD)	all cards must be SD	cards can be DD or SD	cards can be DD or SD
	Quadruple density loop (4D)	all cards must be SD	cards can be DD or SD	cards can be 4D, DD or SD
Scenario: Move or swap a whole loop from source loop to destination loop		DESTINATION		
		Single density loop (SD)	Double density loop (DD)	Quadruple density loop (4D)
SOURCE	Single density loop (SD)	shelf 0-3	if only shelf 0 and/or 1 is configured on loop	if only shelf 0 is configured on loop
	Double density loop (DD)	all cards on shelf must be SD	shelf 0-1	if only shelf 0 is configured on loop
	Quadruple density loop (4D)	all cards on loop must be SD	cards can be DD or SD	shelf 0

Alphabetical list of prompts

Prompt	Response	Comment	Pack/Rel
CUST	xx xx ... xx	Customer number Enter the customers affected by the move or swap operation. Customer 0 must be specified to move digitone receivers on the source loop.	basic-1
	<CR>	All customers affected The move/swap superloop data on a customer basis is not supported. Enter a return, (<CR>) when moving or swapping superloop data.	
DEST	1-50	Card number Destination to which data is to be moved (not supported for digital cards). If the loop has D-channel as a backup, REQ = MOV is not supported. For Small System, card 0 is not supported.	basic-1
DSTL	xxx	Loop number Destination to which data is to be moved Where xxx is: <ul style="list-style-type: none"> • 0-159 • 0-255 Systems with Fibre Network Fabric • 0-9 Small System • 1-9 11-19 21-29 31-39 41-49, Small System for DTI, DTI2, PRI, PRI2 • 11-14, 21-24, 31-34, 41-44 for CS 1000S If the loop has D-channel as a backup, REQ = MOV is not supported.	basic-20 fnf-25 lse-25 basic-1
MVSG	(NO) YES	Move or swap Superloop Segments	basic-15
REQ		Request	
	END	Exit Overlay program.	basic-1
	MOV	Move data associated with an existing loop to a vacant loop (see "Move and swap rules" (page 748)). CAUTION: Before using MOV, consoles and digitone receivers should be removed from the database and reconstructed after the move is completed.	

Prompt	Response	Comment	Pack/Rel
		<p>MOV command can be used to move data blocks at a card, shelf or loop level within the following guidelines:</p> <ol style="list-style-type: none"> Before using the MOV command, the following hardware should be removed from the source and destination loop, shelf or cards and reconstructed after the move is completed. <ul style="list-style-type: none"> Consoles Digitone Receivers Dial Tone Detectors Multifrequency Compelled Signalling cards (MFC/MFE) PRA loops ACD telephones All lines associated with the loop or card on the destination side of the move command. Loops must be configured in LD 17 NT8D17 Conference/TDS card cannot be moved with LD 25 Type of source card must match with the card type on the destination side. Cannot move Superloop data on a customer basis (SCH5235) 	basic-25.4
	SWP	Swap (interchange) data associated with existing loops (" Move and swap rules " (page 748))	
SHCD		Shelf Card	basic-1
	ss TO ds	Move or interchange data to or between shelves.	
	ss c TO ds c	<p>Move or interchange data to or between cards.</p> <p>Where:</p> <ul style="list-style-type: none"> c = card number (0-15) ss = source shelf ds = destination shelf <p>Shelf range:</p>	

Prompt	Response	Comment	Pack/Rel
		<ul style="list-style-type: none"> • SD = 0-3 • DD = 0-1 • 4D = 0 • 8D = 0-1 (superloops only) 	
SHSG	ss sseg TO ds dseg	<p>Move/Swap source Shelf Segment to destination Shelf Segment, where:</p> <ul style="list-style-type: none"> • ss = source shelf • ds = destination shelf • sseg = source segment • dseg = destination segment. <p>The SHSG command is used to move or swap superloop segments.</p>	basic-15
SRC	1-50	<p>Source Card number from which data is to be moved (not supported for digital cards). If the loop has D-channel as a backup, REQ = MOV is not supported. For Small System, card 0 is not supported.</p>	basic-1
SRCL	xxx	<p>Source Loop number from which data is to be moved</p> <p>Where:</p> <ul style="list-style-type: none"> • xxx = 0-159 • xxx = 0-255 Systems with Fibre Network Fabric • xxx = 0-9 Small System • xxx = 1-9 11-19 21-29 31-39 41-49 Small System for DTI, DTI2, PRI, PRI2 • 11-14, 21-24, 31-34, 41-44 for CS 1000S <p>If the loop has D-channel as a backup, REQ = MOV is not supported.</p>	basic-20 fnf-25 lse-25
STSG	0-3	<p>Starting destination Segment</p> <p>For superloops only, if REQ = MOV, enter the starting destination segment to which the shelf is to be moved.</p>	basic-15

Prompt	Response	Comment	Pack/Rel
STUN	xx	<p>Starting destination Unit Number</p> <p>Enter the starting destination unit number to which the first source unit is to be moved. The source card must not be on a superloop; the destination card must be on a superloop.</p> <p>The value of xx depends on source loop density.</p> <p>For 500/2500 and digital line cards:</p> <ul style="list-style-type: none">• SD, xx = 0, 4, 8, 12• DD, xx = 0, 8• QD, xx = 0, 8 (8 for digital line cards only) <p>For a Digitone Receiver card the destination density is 8D and the source density is:</p> <ul style="list-style-type: none">• SD, xx = 0, 1, 2, 3, 4, 5, 6, 7• DD, xx = 0, 2, 4, 6• QD, xx = 0, 4 <p>SD, DD trunk cards cannot be moved to Universal or E&M/Dictation Trunk cards.</p> <p>Different source cards cannot be mixed into Superloop cards with one destination. Only ALC, DLC and DTR can be moved to superloops.</p>	basic-15

LD 26: Group Do Not Disturb

Overlay program 26 allows Do Not Disturb groups to be created, modified, and printed.

Prompts and responses

Prompt	Response	Comment
REQ:	aaa	Request
TYPE:	DND	Type of data block = DND (Do Not Disturb Group)
CUST	xx	Customer number associated with this data block
GPNO	0-99	Group Number or new Group Number to be formed
TOGP	0-99	Move to Group number
GRPx	0-99	Number of next Group to be moved
STOR	x...x	DN to be Stored
RMOV	x...x	Remove DN

Alphabetical list of prompts

Prompt	Response	Comment	Pack/Rel
CUST	xx	Customer number associated with this data block as defined in LD 15.	dndg-1
GPNO	0-99 <CR>	Group Number or new Group Number to be formed Print all Group Numbers. Prompted when REQ = PRT.	dndg-1
GRPx	0-99 <CR>	Number of next Group to be moved Proceed to next prompt.	dndg-1

Prompt	Response	Comment	Pack/Rel
REQ		Action Request	dndg-1
	CHG	Change existing data block.	
	END	Exit Overlay program.	
	MOV	Move a DN from one DND Group data block to another Group data block.	
	MRG	Merge existing Group data blocks into a new Group (the old groups still exist) data block.	
	NEW	Create a New data block.	
	OUT	Remove data block.	
	PRT	Print DND Group data block.	
	REM	Remove an entry from a Group data block.	
RMOV	x...x	Remove DN Up to 4 digits, up to 7 digits with Directory Number Expansion (DNXP) package 150.	dndg-1
	G0-G99	Remove Group number	
STOR	x...x	DN to be stored Up to 4 digits, up to 7 digits with Directory Number Expansion (DNXP) package 150.	dndg-1
	G0-G99	Group number to be stored. Numbers can be added when REQ is CHG.	
TOGP	0-99	Move To Group number	dndg-1
TYPE	DND	DND Group data block type	dndg-1

LD 27: ISDN Basic Rate Interface (BRI) Administration

Overlay program 27 was introduced to configure ISDN Basic Rate Interface hardware.

If ISDN BRI is being configured for the first time, the following sequence must be used:

1. Configure Protocol group (PROT) data block, Link Access Protocol on D-channel (LAPD) data block.
2. Configure PRI loop, route, and channel data blocks for packet data transmission.
3. Configure Multi-purpose ISDN Signaling Processor (MISP) data block.
4. Configure Basic Rate Signaling Concentrator.
5. Configure S/T Interface Line Card (SILC) or U Interface Line Card (UILC) data block.
6. Configure Digital Subscriber Loop (DSL) data block.
7. Configure Terminal Service Profile on DSL (TSP) data block.

If changing the existing ISDN BRI service this sequence does not have to be followed, but the relationship of one data block to another must be observed. Due to interactions the changing of one data block may require the changing of other data blocks.

Refer to the *ISDN BRI Administration* NTP for complete details.

Prompts and responses

Contents

Section
<i>Prompts and responses by data block:</i>
"BRSC: Basic Rate Signaling Concentrator data block" (page 756)

Section
"DNAT: Data Network Address Tables data block" (page 757)
"DSL: Digital Subscriber Loop data block (APPL = BRIL)" (page 757)
"DSL: Digital Subscriber Loop data block (APPL = BRIT or BRIE)" (page 758)
"LAPB: Link Access Procedure - Balanced data block" (page 759)
"PVC: Permanent virtual circuit connections data block" (page 761)
"PROT or LAPD: Protocol or Link Access Protocol data block" (page 761)
"TSP: Terminal Service Profile data block" (page 762)
"X25P: X25P packet protocol parameters data block" (page 763)

BRSC: Basic Rate Signaling Concentrator data block

Prompt	Response	Comment
REQ	aaa	Request
TYPE	BRSC	Type of data block = BRSC (Basic Rate Signaling Concentrator)
BRSC	l s c	Basic Rate Signaling Concentrator card
MISP	x...x	MISP loop number for Large System and CS 1000E; SISP card slot for Small Systems, CS 1000S, MG 1000B, and MG 1000Ts
DPSD	(NO) YES	D-channel Packet Switched Data
- MPHC	(YES) NO	Switch Route D-channel packet data to (Meridian Packet Handler) or public switched packet data network
- MPH	l	Meridian Packet Handler loop
- PRI_CH	l ch	PRI for Packet Handler and BRSC connections

CARD: SILC/UILC card data block

The S/T Interface Line Card (SILC) or U Interface Line Card (UILC) configuration procedures identify the location, the card type, and the MISP network loop for each SILC or UILC installed.

- in the Large System Intelligent Peripheral Equipment (IPE) and Common Equipment (CE) Modules
- in a card slot for each SILC or UILC installed in the Base or Expansion cabinet of a Small System
- in a card slot for each SILC or UILC installed in a MG 1000S of a CS 1000S system.

After the card configuration block is created, the dedicated D-channels are automatically assigned if the MISP is enabled. When REQ = PRT, entering <CR> at the TN prompt prints out information for all the cards in the system.

Prompt	Response	Comment
REQ	aaa	Request
TYPE	CARD	Type of data block = CARD (SILC/UILC)
TN	l s c u	Terminal Number of SILC or UILC
MISP	x...x	MISP loop number for Large System and CS 1000E; SISP card slot for Small Systems, CS 1000S, MG 1000B, and MG 1000T
CTYP	aaaa	Card Type (aaaa = SILC or UILC)

DNAT: Data Network Address Tables data block

Prompt	Response	Comment
REQ	aaa	Request
TYPE	DNAT	Type of data block = DNAT (Data Network Address Table)
DNAT	1-32	DNA Table to print
DNIC	xxxx	Data Network Identification Code
NTN	x...x	Network Terminal Number

DSL: Digital Subscriber Loop data block (APPL = BRIL)

Prompt	Response	Comment
REQ	aaa	Request
TYPE	DSL	Type of data block = DSL (Digital Subscriber Loop)
DSL	l s c dsl	Digital Subscriber Loop address
APPL	BRIL	Basic Rate Interface Line
DES	d...d	DSL Designator (1 to 6 alphanumeric characters)
CUST	xx	Customer number associated with this function
CTYP	aaaa	Card Type (aaaa = SILC or UILC)
MISP	x...x	MISP loop number for Large System and CS 1000E; SISP card slot for Small Systems, CS 1000S, MG 1000B, and MG 1000T
MODE	aaaa	Mode for DSL (aaaa = NTAS or NTFS)
B1CT	aaa	B-channel 1 Call Type (aaa = (VCE) or (DTA) or PMD or IPD)
B2CT	aaa	B-channel 2 Call Type (aaa = (VCE) or (DTA) or PMD or IPD)
LDN	(NO) 0-5	NO = No LDN assigned to the DSL 0-5 is the Departmental Listed Directory Number defined in LD 15
MTEI	1-(8)-20	Maximum Terminal Endpoint Identifiers
MCAL	1-(4)-8	Maximum Calls allowed per DN when TYPE = DSL
MTSP	1-(8)-16	Maximum Terminal Service Profiles
LAPD	0-15	LAPD protocol group number for DSL assignment

Prompt	Response	Comment
PRID	1-6	Protocol ID. Prompted if REQ = NEW
PDCA	1-16	Pad Category table defined in LD 73. Prompted if PRID = 2 or 4
FDN	x...x	Flexible Call Forward No Answer Directory. Number (1-13 digits allowed)
EFD	x...x	External Flexible Call Forward No Answer Directory Number (1-13 digits allowed)
HUNT	x...x	Hunt directory number (1-13 digits allowed)
EHT	x...x	External Hunt directory number (1-13 digits allowed)
TGAR	0-(1)-31	Trunk Group Access Restriction number
NCOS	(0)-99	Network Class of Service
SGRP	(0)-999	Scheduled Access Restriction Group number
CAC_MFC	(0)-10	MFC CNI Category Code
- CLS	aaa	Class of Service (CLS responses begin on "CLS" (page 767))

DSL: Digital Subscriber Loop data block (APPL = BRIT or BRIE)

Prompt	Response	Comment
REQ	aaa	Request
TYPE	DSL	Type of data block = DSL (Digital Subscriber Loop)
DSL	l s c dsl	Digital Subscriber Loop address
DES	d...d	DSL Designator (1 to 6 alphanumeric characters)
APPL	aaaa	Basic Rate Interface (aaa = BRIT or BRIE)
- ISDN_MCNT		
	60-(300)-350	Layer 3 call control message count per 5 second time interval.
CUST	xx	Customer number associated with this function
CTYP	aaaa	Card Type (aaaa = SILC or UILC)
MISP	x...x	MISP loop number for Large System and CS 1000E; SISP card slot for SSmall Systems, CS 1000S, MG 1000B, and MG 1000T
MODE	aa	Mode for DSL (aa = (TE) or NT)
- MTFM	(NO) YES	Multi-Frame Mode
TKTP	aaa	Trunk Type (aaa = TIE, COT, and DID)
CLOK	(NO) YES	Clock source
- TSET	0-15	Threshold Set for clock errors
PDCA	1-16	Pad Category table (defined in LD 73)
ROUT	0-511	Route number for the Trunk DSL

Prompt	Response	Comment
TIMR	(NO) YES	Change Timer values
- T310	10-(30)-60	T310 Timer value in seconds
	110-(120)	T310 Timer range for PRI, PRI2, and BRI trunks
B1	(NO) YES	Change B-channel 1 configuration
- MEMB	1-510	Member number of BRI route
- TGAR	0-(1)-31	Trunk Group Access Restriction number
- NCOS	(0)-99	Network Class of Service
- CLS	aaa	Class of Service (CLS responses begin on " CLS " (page 767))
B2	(NO) YES	B-channel 2
- MEMB	1-510	Member number of BRI route
- TGAR	0-(1)-31	Trunk Group Access Restriction number
- NCOS	(0)-99	Network Class of Service
- CLS	aaa	Class of Service (CLS responses begin on " CLS " (page 767))

LAPB: Link Access Procedure - Balanced data block

The Link Access Protocol for B-channels defines the B-channel packet data configuration. Meridian 1 Packet Handler (MPH) package 248 must be equipped.

Prompt	Response	Comment
REQ	aaa	Request
TYPE	LAPB	Type of data block = LAPB (Link Access Procedure - Balance)
PGPN	0-15	Protocol Group Number
USER	(NO) YES	Print groups selected at PGPN prompt
LAPB	(NO) YES	Change Link Access Protocol for B-channels
- T1	2-(6)-130	Response Timer in units of 0.5 seconds
- T2	1-(4)-129	Maximum frame delay in units of 0.5 seconds
- T3	xxx	Idle Timer in units of 0.5 seconds (xxx = 0 or 3-(12)-131)
- N1	23-(135)- 263	Maximum I-frame size in octets
- N2	1-(10)-15	Maximum number of retries
- K	(1)-7	Window size

MISP: Multipurpose ISDN Signaling Processor data block

The Multi-purpose ISDN Signaling Processor (MISP) configuration procedures identify each MISP in the system and its packet handling capabilities. After the MISP is configured it can be enabled using LD 32.

An MISP can support any combination of SILCs and UILCs up to a total of four, which are assigned to the MISP using the SILC/UILC configuration procedure.

When REQ = PRT, entering <CR> at the LOOP prompt prints out all MISPs in the system. When REQ = CHG, the following applies:

- MISP must be disabled when adding/removing D-channel packet capability
- remove Packet Mode Data call type B-channels before removing the B-channel packet capability
- remove Logical Terminal Identifiers (LTIDs) before removing the D-channel packet capability

Prompt	Response	Comment
REQ	aaa	Request
TYPE	MISP	Type of data block = MISP
LOOP	0, 2, 4...158	MISP/SISP loop number
CARD	1-9	SISP card slot number (valid only for Small Systems, CS 1000S, MG 1000B, and MG 1000T)
MG_CARD	l s c	The Media Gateway card for the MISP associated to the IPMG.
APPL	a...a	Application (a...a = BRI, BRIE, BRIL, or MPH)
PH	a...a	Packet Handler (a...a = DCH, BCH, or BDCH)
- PRI	0, 2, 4...158	Primary Rate Interface
- CH	xx	Channel number
DPSD	(NO) YES	D-channel Packet Switched Data
- MPHC	(YES) NO	Route D-channel packet switched data to the Meridian Packet Handler.
- TN	l s c u	Terminal Number
PRFX	0-9	DNA table Prefix
NTNO	(YES) NO	Public Switched Packet Data Network presentation
DNIC	xxxx	Data Network Identification Code
NWIF	1-3	MPH Network Interface identifier
- TN	l s c u	Terminal Number
- RATE	(64) 56	PSDN communication Rate
- LAPB	(NO) YES	Change LAPB parameters
- X25P	(YES) NO	Change X.25 parameters
- PVC	n1 n2	Permanent Virtual Circuit Logical Channel number range
- IC	n1 n2	Incoming Logical Channel number range

Prompt	Response	Comment
- TC	n1 n2	Two-way Logical Channel number range
- OC	n1 n2	Outgoing Logical Channel number range
- DNAT	1-32	DNA Table to print

PVC: Permanent virtual circuit connections data block

Prompt	Response	Comment
REQ	aaa	Request
TYPE	PVC	Type of data block = PVC (Permanent virtual circuit connections)
MPH	loop	Meridian Packet Handler loop
PVCN	1-4	Permanent Virtual Circuit Number
XPVC	(YES) NO	External or internal PVC connection
- NWIF	1-3	MPH Network Interface identifier
NTN1	x...x	First Permanent Virtual Circuit connection to the NTN
LCN1	1-4095	Permanent Virtual Circuit Logical Channel number for NT1
NTN2	xx . . . xx	Second Permanent Virtual Circuit connection to the NTN
LCN2	1-4095	Permanent Virtual Circuit Logical Channel number for NT2

PROT or LAPD: Protocol or Link Access Protocol data block

The protocol configuration procedures define the protocols used by ISDN BRI DSLs to communicate over ISDN. These protocol groups support various ISDN communication standards used in North America, Europe, and other continents and countries.

Prompt	Response	Comment
REQ	aaa	Request
TYPE	PROT	Type of data block = PROT or LAPD (Protocol group or Link Access Protocol on D-channel)
PGPN	0-15	Protocol Group Number
LAPD	(NO) YES	Change Link Access Protocol for D-channels
USER	(NO) YES	Print groups selected at PGPN prompt
- T200	(2)-40	Retransmission Timer in increments of 0.5 seconds
- T203	4-(20)-80	Maximum Time between transmission frames
- N200	1-(3)-8	Maximum Number of retransmissions
- N201	4-(260)	Maximum Number of contiguous octets or bytes in information element

Prompt	Response	Comment
- K	(1)-32	Maximum number of outstanding Negative Acknowledgment (NAKs)
- N2X4	0-(10)-20	Number of Status Inquiries when Remote Station is in peer busy for 1TR6
PGPN	<CR>	This prompt is repeated until <CR> is entered.

TSP: Terminal Service Profile data block

The Terminal Service Profile (TSP) configuration procedures define the service profiles for ISDN BRI terminals connected to a DSL. A service profile specifies the type of transmission, the call restrictions, and the features the terminal can use.

Prompt	Response	Comment
REQ	aaa	Request
TYPE	TSP	Type of data block = TSP (Terminal Service Profile)
DSL	l s c dsl	Digital Subscriber Loop address
OPT	a...a	Options (a...a = DN, DNS, SPID, SUID, or USID)
USID	(0)-15	User Service Identifier
MPHC	(YES) NO	Route D-channel packet switched data to the Meridian Packet Handler
- SPID	a...a	Service Profile Identifier
TRMT	a	Terminating Type (D or B)
TEI	0-63	Static TEI for addressing terminal
BCH	x	Terminal Service Profile association (x = 1 or 2)
- LAPB	(NO) YES	Change LAPB parameters
- X25P	(YES) NO	Change X.25 Parameters
- NTN	x...x	Network Terminal Number
- PVC	n1 n2	Permanent Virtual Circuit Logical Channel number range
- IC	n1 n2	Incoming Logical Channel number range
- TC	n1 n2	Two-way Logical Channel number range
- OC	n1 n2	Outgoing Logical Channel number range
CDR	(NO) YES	Internal CDR
FEATID	aaa mmm nnn	Feature ID association
SSRV_NI	aaa mmm nnn	NI-1 Supplementary Service
SUPL_SVC	aaa	Supplementary Services (aaa = AO3 or AO6)
DN	x..x yyyy	Directory Number (x..x) and CLID table entry (yyyy)
- CT	aaa	Call Types for the DN (aaa = VCE or DTA)

Prompt	Response	Comment
- MCAL	1-(4)-8	Maximum Calls allowed per DN
- CLIP	(YES) NO	Calling Line Identification Presentation for incoming calls
- PRES	(YES) NO	Presentation of CLID to far-end on outgoing calls
- ANIE	(0)-n	ANI Entry
COLP	(NO) YES	Connected Line Identification Presentation
TRANS	(NO) YES	Transparent presentation of COLP, CLID coming from S0 terminal without presentation option
FEAT	a...a	Features (FEAT responses begin on "FEAT" (page 772))
SSRV_ETSI	aaa mmm nnn	Supplementary Service
DFDN	x...x	Default Directory Number
ERL	(0)-65535	Emergency Response Locator

X25P: X25P packet protocol parameters data block

Prompt	Response	Comment
REQ	aaa	Request
TYPE	X25P	Type of data block = X25P (X.25 packet protocol parameters)
PGPN	0-15	LAPB Protocol Group Number
X25P	(YES) NO	Change X.25 Parameters
- T10/T20	15-(180)-930	Request restart Timer in 1 second units
- T11/T21	15-(180)-930	Call request Timer in 1 second units
- T12/T22	15-(180)-930	Reset request Timer in 1 second units
- T13/T23	0-15-(180)-930	Clear request Timer in 1 second units
- PSIZ	xxx	Default Packet Transmission Size in octets (xxx = 16, 32, 64, (128), or 256)
- WSIZ	1-(2)-7	Default Transmit Window Size in octets

Alphabetical list of prompts

Prompt	Response	Comment	Pack/Rel
ANIE	(0)-n	ANI Entry	cist-24

Where n=S_SIZE in customer data block.

If ANIE=0, no entry is associated with the DN key.

If ANIE is from 1-N:

Prompt	Response	Comment	Pack/Rel
		If ANIC=YES for the outgoing CIS route where the call takes place, then the components of the ANI message are retrieved from the ANI entry in Customer Data Block, if configured.	
APPL	(BRI)	Application Basic Rate Interface if Integrated Service Digital Network BRI Trunk Access (BRIT) package 233 and Basic Rate Interface Line Application (BRIL) package 235 not equipped.	bri-19
	BRIE	Basic Rate Interface protocol engine BRIE supports the QSIG and EURO ISDN interfaces and requires BRIT package 233. Any changes in the DSL route has to match the BRIE loadware application. To configure the appropriate application for the DSL, the required application must be entered here. To add or delete an application, the MISP must be in a disabled state. To delete an application, all associated DSLs must be removed first.	brit-20
	BRIL	Precede with an X to remove. Basic Rate Interface Line APPL defaults to BRIL if BRIL package 235 is equipped. Otherwise, BRIT is the default.	
	BRIT	Basic Rate Interface Trunk BRIT supports SL-1, Numeris and 1TR6 interface. APPL defaults to BRIL if BRIL package 235 is equipped. Otherwise BRIT is the default. BRIT package 233 is required.	
	MOB	Mobility Routing Application	
	MPH	Meridian Packet Handler BRIL and MPH cannot operate on the same MISP. MPH can be deleted only if there are none of the following:	

Prompt	Response	Comment	Pack/Rel
		<ul style="list-style-type: none"> • no D-channel packet data separators • no B-channel or D-channel terminals • no network interface • no PVC connections 	
B1	(NO) YES	Change B-channel 1 configuration When REQ = NEW B1 do not be prompted.	bri-18
B1CT		B-channel 1 Call Type	bri-19
	(VCE)	Circuit switched Voice	
	(DTA)	Circuit switched Data	
	PMD	Packet Mode Data	
	IPD	B-channel Packet Data with MPH For PMD the B-channel packet data must have been specified at the PH prompt during the MISP configuration procedure. PMD cannot be selected simultaneously with VCE and/or DTA. Precede with X to remove.	
B2	(NO) YES	Change B-channel 2 configuration. When REQ = NEW and B2 = NO, all B1 parameters except for MEMB is used as default. When REQ = CHG, BS = NO and a change was made to ROUT on B1, all parameters remains unchanged except for the route member number, which is an unused member. A message is output to inform the user of the new member number assigned.	bri-18
B2CT		B-channel 2 Call Type	bri-19
	(VCE)	Circuit switched Voice	
	(DTA)	Circuit switched Data	
	PMD	Packet Mode Data	

Prompt	Response	Comment	Pack/Rel
		For PMD, the B-channel packet data must have been specified at the PH prompt during the MISIP configuration procedure. PMD cannot be selected simultaneously with VCE and/or DTA.	
	IPD	B-channel Packet Data with MPH Precede with X to remove.	
BCH	1	TSP associated with the B1 DSL Channel	bri-19
	2	TSP associated with the B2 DSL Channel	
BRSC	l s c	Basic Rate Signaling Concentrator Only 1 BRSC card can be enabled on a single IPE shelf.	bri-19
		<ul style="list-style-type: none"> loop = (0-254) Systems with Fibre Network Fabric 	fnf-25
CAC	0-(3)-9	Commonwealth of Independent States Automatic Number Information category code Allowed with Commonwealth of Independent States-Three Wire Analog Trunk (CIST) package 221.	cist-21
CAC	(0) - 10	Multifrequency Compelled Signaling (MFC) CNI Category Code Allowed with Multifrequency Compelled Signaling (MFC) package 128.	mfc-9
CAC_CIS	0-(3)-9	CIS ANI category code	cist-24
CAC_MFC	(0)-10	MFC CNI Category Code	cist-24
CARD	1-9	Card slot for Small Systems, CS 1000S, MG 1000B, and MG 1000T ISDN Signalling Processor (SISP). CARD applies exclusively to Small Systems, CS 1000S, MG 1000B, and MG 1000T.	qsig-22

Prompt	Response	Comment	Pack/Rel
CDR	(NO)	Turn off Internal Call Detail Recording	bri-19
	YES	Turn on Internal Call Detail Recording	
CH	1-23	Channel number for PRI	bri-18
	1-30	Channel number for PRI2 This channel carries D-channel packet data between the MISP and the packet handler. The PRI route and channel must have already been defined in LD 16 and LD 14. Prompted if PH = DCH or BDCH.	
CLIP	(YES) NO	Calling Line Identification Presentation for incoming calls.	bri-18
CLOK	(NO) YES	Clock source. Prompted if the following conditions are met: <ul style="list-style-type: none"> • CTYP = SILC • DSL = 0 or 1 (card dsl number) • MODE = TE For Option 11C, the SILC must reside in slot 1-10 of the base cabinet. For CS 1000S, the SILC must reside in slot 1-4 of the MG 1000S	bri-18
			basic-1
CLS		Class of Service You can enter more than one Class of Service by separating each entry with a space.	
	(ABDD)	Abandoned call record and time to answer Denied	fcdr-18
	ABDA	Abandoned call record and time to answer Allowed	
	(APN)	ACD Priority not allowed	dpnss-16
	APY	ACD Priority allowed	
	(BRTD)	Brent Denied	basic-3.0
	BRTA	Brent Allowed	

Prompt	Response	Comment	Pack/Rel
	(CDMD)	CDMD denies external station activity records to be generated for the set	mct-20
	CDMA	CDMA allows external station activity records to be generated for the set	
	(DNAA)	DN of the key that makes the call used in ANI messages.	cist-21
	DNAD	Outgoing CDT/CDTI2 ANDN used as DN in ANI messages. Commonwealth of Independent States - Three Wire Analog Trunk (CIST) package 221 is required.	
	(ICDD)	Internal Call Detail Recording Denied	bri-20
	ICDA	Internal Call Detail Recording Allowed	
	(MRD)	Message Restriction Denied	mr-10
	\MRA	Message Restriction Allowed	
	(PGND)	Deny PAGENET access	pagenet-22
	PGNA	Allow PAGENET access	
	(PRMD)	Deny MLPP Alternate Party Preemption	atvn-25.47
	PRMA	Allow MLPP Alternate Party Preemption	
	(THFD)	Centrex Switchhook Flash (THF) Denied	ipra-21
	THFA	Centrex Switchhook Flash (THF) Allowed	
	(UDI)	Unrestricted DID	supp-10
	RDI	Restricted DID	

Prompt	Response	Comment	Pack/Rel
	(CTD)	Conditionally Toll Denied (valid for TIE trunks only)	
	CUN	Conditionally Unrestricted (valid for TIE trunks only)	
	FR1	Fully Restricted Class 1 (valid for TIE trunks only)	
	FR2	Fully Restricted Class 2 (valid for TIE trunks only)	
	FRE	Fully Restricted (valid for TIE trunks only)	
	SRE	Semi-Restricted (valid for TIE trunks only)	
	TLD	Toll Denied (valid for TIE trunks only)	
	UNR	Unrestricted	
COLP		Connected Line Identification Presentation	bril-22
	(NO)	Optional CONNECTED NUMBER IE and optional connected subaddress IE are not passed from M1 to S0	
	YES	Optional CONNECTED NUMBER IE and optional CONNECTED SUB-ADDRESS IE are passed from M1 to S0	
CT	VCE	Circuit switched Voice Call Type for the DN	bri-18
	DTA	Circuit switched Data Call Type for the DN One or more call types can be entered by separating each entry with a space. The call types entered must have been specified for the B1CT and B2CT prompts during the DSL configuration procedures. Precede with X to remove.	
CTYP	SILC	S/T Interface Line Card Type	bri-18
	UILC	U Interface Line Card Type This prompt is displayed if only the S/T (SILC) or U(UILC) Interface Line Card has not been previously configured or when configuring another DSL on the same SILC/UILC.	

Prompt	Response	Comment	Pack/Rel
CUST	xx	Customer number associated with this function as defined in LD 15.	bri-18
DES	d...d	DSL Designator (1 to 6 alphanumeric characters)	bri-18
DFDN	x...x	Default Directory Number Enter a 1 to 7-digit directory number. This directory number must have been previously defined at the DN prompt. A directory number can be associated with multiple TSPs. Only one default DN can be defined for a TSP. This DN is sent in the outgoing setup if the terminal does not send a calling line identification number with the outgoing call.	bri-18
DMPH	(YES)	Meridian Packet Handler supports 8 SAPI 16 separators and 19 B-channels.	bri-19
	NO	Meridian Packet Handler supports 3 SAPI 16 separators and 1 B-channels.	
DN	x..x yyyy	Directory Number (x..x = 1 to 7 digits) and CLID table entry (yyyy). Where yyyy is range for CLID table entry (yyyy) is: [(0) - (value entered for SIZE prompt in LD 15 minus 1)] The Directory Number cannot be shared by a non-BRI terminal. 1-8 DNs can be assigned to a DSL. The DN can be assigned to multiple TSPs on a DSL but cannot be assigned to any other DSL. Precede with X to remove.	bri-18
DNAT	1-32	DNA Table to print	mph-19
	<CR>	Prints all Data Network Address (DNA) tables	
DNIC	xxxx	Data Network Identification Code Enter a 4-digit DNIC for this item	bri-19

Prompt	Response	Comment	Pack/Rel
DPSD	(NO)	Route D-channel Packet Switched Data calls to an external packet handler, or Public Switched Packet Data Network (PSPDN).	mph-19
	YES	Do not route D-channel Packet Switched Data calls to an external packet handler, or Public Switched Packet Data Network (PSPDN).	
DSL	l s c dsl	Digital Subscriber Loop address for Large System For CS 1000E Where: <ul style="list-style-type: none"> l (superloop) = 0-156 (must be 0 or a multiple of 4) s (shelf) = 0-1 c (card) = 0-15 dsl (Digital Subscriber Loop) = 0-7 You can assign 31 DSLs for each MISP if you specified DCH or BDCH at the PH prompt during MISP configuration procedures. When REQ = PRT, entering <CR> at this prompt prints out all DSLs in the system.	bri-20 basic-4.0
		<ul style="list-style-type: none"> l = (0-255) Systems with Fibre Network Fabric 	fnf-25
	c dsl	Digital Subscriber Loop address. For Small System, where: <ul style="list-style-type: none"> c (card) = 1-9 c = 1-9 11-19 21-29 31-39 41-49 For CS 1000S, where: <ul style="list-style-type: none"> c = 11-14, 21-24, 31-34, 41-44 For MG 1000T, where: <ul style="list-style-type: none"> c = 1-4, 11-14, 21-24, 31-34, 41-44 Where: <ul style="list-style-type: none"> dsl (Digital Subscriber Loop) = 0-7 	lse-25 basic-1.0 basic-4.00
EFD	x...x	External Flexible Call Forward No Answer Directory Number (1-13 digits allowed)	bri-18

Prompt	Response	Comment	Pack/Rel
EHT	x...x	External Hunt directory number (1-13 digits allowed)	bri-18
ERL		Current Emergency Response Locator.	basic-5.00
	<CR>	Enter no value to make this TN Auto Update.	
	0-65535	Enter a value to statically configure this TN (Manual Update).	
	X	Enter 'X' to remove the existing value.	
FDN	x...x	Flexible Call Forward No Answer Directory Number (1-13 digits allowed)	bri-18
FEAT		Features	bri-18
	(CFTD)	Call Forward by call Type Denied	
	CFTA	Call Forward by call Type Allowed	
	(CFXD)	Call Forward to External DN Denied	isdn-20
	CFXA	Call Forward to External DN Allowed. CFXA is valid if PRID = 2 or 6 in DSL.	
	(DNDY)	Diversion Notification with called party's number and name when available.	qsig ss- 23
	DNDN	Diversion Notification without called party's number and name.	
	(DNO3)	Diversion Notification Option with diverted-to party's number and name when available.	qsig ss- 23
	DNO1	Diversion Notification Option without notification.	
	DNO2	Diversion Notification Option without diverted-to party's number and name.	
	(FBD)	Call Forward Busy Denied	
	FBA	Call Forward Busy Allowed	

Prompt	Response	Comment	Pack/Rel
	(FND)	Call Forward No Answer Denied	
	FNA	Call Forward No Answer Allowed	
	(HBTD)	Hunting By call Type Denied	
	HBTA	Hunting By call Type Allowed	
	(HTD)	Hunting Denied	
	HTA	Hunting Allowed	
		Always assign HTA if the terminal does have CWT capability.	
	(MWD)	Message Waiting Denied	
	MWA	Message Waiting Allowed	
	(SFD)	Second level Call Forward No Answer Denied	
	SFA	Second level Call Forward No Answer Allowed	
FEATID	aaa mmm nnn	Feature ID association	bri-19
		This is prompted when PRID = 6, to implement the ISDN BRI Conferencing capability. Where:	
		<ul style="list-style-type: none"> • aaa = Feature: AO3 = 3-party conference, AO6 = 6 party conference • mmm = Feature activation ID (1-127) • nnn = Feature indication ID (1-127) 	

Prompt	Response	Comment	Pack/Rel
		This is optional. If nothing is entered, the same value as mmm is used. Feature activation and Feature indication ID are the feature key assignments on the terminal. The key numbers must also be configured at the terminal level. Recommended assignments are: M5317TDX: AO6 15 and M5209TDcp: AO6 9.	
HUNT	x...x	Hunt directory number (1-13 digits allowed)	bri-18
IC	n1	Lowest incoming Logical Channel Number range (1-4095)	bri-19
	n2	Highest incoming Logical Channel Number range (1-4095)	
	<CR>	no incoming LCNs	
ISDN_MCNT			qsig gf-22
	60-(300)-350	Layer 3 call control message count per 5 second time interval.	
K	(1)-7	Window size	bri-19
	(1)-32	Maximum number of outstanding negative acknowledgment (NAKs) frames.	
LAPB	(NO) YES	Change Link Access Protocol for B-channels	mph-19
LAPD	(NO) YES	Change Link Access Protocol for D-channels	bri-18
	0-15	LAPD protocol group number for DSL assignment	bri-19
LCN1	1-4095	Permanent Virtual Circuit Logical Channel Number for NT1	bri-19
LCN2	1-4095	Permanent Virtual Circuit Logical Channel Number for NT2	bri-19

Prompt	Response	Comment	Pack/Rel
LDN	(NO)	No LDN assigned to the DSL	bri-20
	0-5	Departmental Listed Directory Number defined in LD 15	
LOOP	0, 2, 4,...158	MISP loop (must be an even number and the next odd loop number must be unequipped)	bri-18
		When REQ = PRT, enter <CR> to print all MISPs in the system.	
	xx	SISP loop For Small System, where: <ul style="list-style-type: none"> • xx = 1-9 • xx = 1-9 11-19 21-29 31-39 41-49 	lse-25
		For CS 1000S, where: <ul style="list-style-type: none"> • c = 11-14, 21-24, 31-34, 41-44 	basic-1.0
		For MG 1000T, where: <ul style="list-style-type: none"> • c = 1-4, 11-14, 21-24, 31-34, 41-44 	basic-4.00
	xxx	<ul style="list-style-type: none"> • xxx = (0, 2, 4 ... 254) Systems with Fibre Network Fabric 	fnf-25
LTEI		Logical Terminal and Terminal Endpoint Identifiers. The Logical Terminal Identifier (LTID) consists of: <ul style="list-style-type: none"> • Logical Terminal Group (LTG) • Logical Terminal Number (LTN) • Static Terminal Endpoint Identifier (TEI) pair for D-channel packet data transmission <p>The maximum number of LTID and TEI pairs is defined by MTEI. LTG = 15 and LTN = 1023 is an invalid combination.</p>	bri-18

Prompt	Response	Comment	Pack/Rel
	n1	Logical Terminal Group (LTG) 1-15	
	n2	Logical Terminal Number (LTN) 1-1023	
	m	TEI (0-63)	
	Xm	Deletes LTID and TEI as a pair for the specified TEI	
	<CR>	Go to the next prompt. LTEI is prompted if D-channel packet data was specified for the associated MISP.	
MCAL	2-(16)-32	Maximum number of calls on a DSL at one time when TYPE = TSP. The maximum number of calls includes Active, Waiting, and On-Hold calls. Warning is received if less than 8 is specified.	bri-18
	1-(4)-8	Maximum Calls allowed per DN when TYPE = DSL. The maximum number of calls allowed for a directory number includes sum total of Active calls, Call Waiting, and calls On-Hold.	bri-18
MEMB	1-254	Member number of BRI route	bri-18 bri-24
	1-510	Member number of BRI route The specified route must match the BRI route type as well as the trunk type specified at the TKTP prompt.	
MG_CARD	supl sh card	The Media Gateway card for the MISP associated to the IPMG. superloop shelf card.	IPMG 403
MISP	0, 2, 4...158	MISP loop number for large systems For CS 1000E ISDN BRI applications on the MISP must be disabled when changing the MISP loop or card. The SILC or UILC must be disabled before changing the MISP loop number. Prompted if the MISP has not been assigned to the specified SILC or UILC. Eight BRSC cards can be configured per MISP	bri-19 basic-4.0
	xx	ISDN signalling processor (SISP) card slot number	

Prompt	Response	Comment	Pack/Rel
		For Small System, where: <ul style="list-style-type: none"> xx = 1-9 11-19 21-29 31-39 41-49 	
		For CS 1000S, where: <ul style="list-style-type: none"> xx = 11-14, 21-24, 31-34, 41-44 	basic-1.0
		For MG 1000T, where: <ul style="list-style-type: none"> c = 1-4, 11-14, 21-24, 31-34, 41-44 	basic-4.00
MODE		Mode. Prompted when CTYP = SILC.	bri-18
		NTAS and NTFS can be input when APPL = BRI, BRIL, or MPH. TE and NE can be input when APPL = BRIT or BRIE.	
	NTAS	Network Termination Adaptive line Sampling (extended passive bus, branched passive bus Point-to-Point bus, U interface DSL)	
	NTFS	Network Termination Fixed line Sampling (short passive bus)	
	(TE)	Terminal Equipment Mode for DSL	
	NT	Network Termination Mode for DSL. If CTYP = UILC, then MODE = NT.	
MPH	loop	Meridian Packet Handler loop This is the loop with the dedicated connection from the MISP card. Prompted when B2CT = IPD. <ul style="list-style-type: none"> loop = (0-254) Systems with Fibre Network Fabric 	mph-19 fnf-25
MPHC	(YES)	Route D-channel packet switched data to the Meridian Packet Handler	mph-19
	NO	Route D-channel packet data calls to an external packet handler, or Public Switched Packet Data Network (PSPDN)	

Prompt	Response	Comment	Pack/Rel
MTEI	1-(8)-20	Maximum Terminal Endpoint Identifiers MTEI represents the maximum number of both static and dynamic combined assigned to the logical terminals on a DSL.	bri-18
MTFM	(NO) YES	Multi-Frame Mode Prompted if MODE = TE.	bri-18
MTSP	1-(8)-16	Maximum Terminal Service Profiles	bri-18
N1	23-(135)- 263	Maximum I-frame size (in octets)	mph-19
N2	1-(10)-15	Maximum Number of retries	mph-19
N200	1-(3)-8	Maximum Number of retransmissions	bri-18
N201	4-(260)	Maximum Number of contiguous octets or bytes in information element	bri-18
N2X4	0-(10)-20	Number of Status Inquiries when Remote Station is in peer busy for 1TR6	ovlp-15
NACT		Next Activity	odas-1
	(NO)	Return to REQ prompt	
	YES	Reset the ACT date to the current system date, print the new ACT value and exit the Overlay.	
	END	End Overlay program	
NCOS	(0)-99	Network Class of Service	bri-18

Prompt	Response	Comment	Pack/Rel
NTN	x...x	Network Terminal Number Add the NTN to the DNA table. The NTN can be up to 10 digits; up to 32 NTN entries are supported for each table. Enter a range of NTNs by separating the numbers with a space. Delete entry by preceding the number with X.	bri-19
NTN1	x...x	First Permanent Virtual Circuit connection to the NTN Up to 10 digits can be entered.	bri-19
NTN2	x...x	Second Permanent Virtual Circuit connection to the NTN Up to 10 digits can be entered.	bri-19
NTNO	(YES)	Public Switched Packet Data Network presents only the NTN in the Incoming Call packet's called address field.	bri-19
	NO	Public Switched Packet Data Network presents NTN and DNIC in the Incoming Call packet's called address field	
NWIF	1-3	MPH Network Interface Identifier	bri-19
	<CR>	Indicates there is no identifier Delete an identifier by preceding the entry with an X.	
OC		Outgoing Logical Channel number range	bri-19
	n1	Lowest Incoming Logical Channel Number range (1-4095)	
	n2	Highest Incoming Logical Channel Number range (1-4095)	
	<CR>	no incoming LCNs	
OPT	(BRIL)	BRI Line application This information is NOT downloaded to the DSL.	bri-19

Prompt	Response	Comment	Pack/Rel
		Terminal Service Profile (TSP) print options (when REQ = PRT):	bri-18
	DN	Print TSPs with the requested Directory Number.	
	DNS	Print Directory Number for specified dsl.	
	SPID	Print TSPs with the specified Service Profile Identifier.	
	SUID	Print Service Profile ID and User Service Identifier map.	
	USID	Print TSPs with the specified User Service ID.	
	<CR>	Print all TSPs defined for the specified dsl.	
PDCA	1-16	Pad Category table defined in LD 73 Prompted if PRID = 2 or 4	bri-18
PGPN	0-15	Protocol Group Number	mph/bri-19
	ALL	To remove all protocol groups. You cannot remove a protocol group if it is assigned to a DSL.	
	<CR>	To print all protocol groups and the number of DSLs in each group	
PH		Packet Handler	bri-18
	(X)	No packet data transmission	
	DCH	BRI terminal communicates with the packet handler using multiplexed D-channels over a dedicated BD-channel	
	BCH	BRI terminal communicates with the packet handler using a dedicated B-channel	
	BDCH	Both D-channel and B-channel communicate with packet handler If you select DCH or BDCH, the MISP can support only 31 DSLs because one serial port is dedicated to the packet handler.	
PRES	(YES) NO	Presentation of CLID to far-end on outgoing calls.	bri-18
PRFX	0-9	DNA table Prefix.	bri-19

Prompt	Response	Comment	Pack/Rel
PRI	0, 2,4,.....158	<p>Primary Rate Interface</p> <p>Loop numbers.</p> <p>This Primary Rate Interface is connected to the packet handler. The Primary Rate Interface must have already been added in LD 17.</p> <p>Prompted if B1CT or B2CT = PMD.</p>	bri-18
	xx	<p>Card number</p> <p>For Small System, where:</p> <ul style="list-style-type: none"> • xx = 1-9 • xx = 1-9 11-19 21-29 31-39 41-49 <p>For CS 1000S, where:</p> <ul style="list-style-type: none"> • xx = 11-14, 21-24, 31-34, 41-44 <p>For MG 1000T, where:</p> <ul style="list-style-type: none"> • c = 1-4, 11-14, 21-24, 31-34, 41-44 	lse-25
	xxx	<ul style="list-style-type: none"> • xxx = (0, 2, 4 ... 254) Systems with Fibre Network Fabric 	fnf-25
PRI_CH	loop channel	<p>PRI for packet handler and BRSC connections.</p> <p>Where:</p> <p>loop (1-159) = the PRI loop number that is connected to the external packet handler</p> <p>channel (1-23) = the PRI channel number where the dedicated BRSC connection terminates</p> <p>This PRI loop must have been previously assigned in LD 17, and must be dedicated to packet handler connection. The PRI channel must be configured for BRI packet data in LD 14 and LD 16.</p> <p>loop = (0-254) Systems with Fibre Network Fabric</p>	bri-19
PRID		Protocol ID. Prompted if REQ = NEW.	bri-19

Prompt	Response	Comment	Pack/Rel
	1	ANSI	
	2	ETSI	
	3	DMS	
	4	NET64	
	5	Numeris	
	6	NI-1 PRID = 6 allows the ISDN BRI conference feature to be configured in the TSPs of the DSL	
PSIZ	16 32 64 (128) 256	Default packet transmission Size (in octets)	bri-19
PVC	n1	Lowest Permanent Virtual Circuit logical channel number range	bri-19
	n2	Highest Permanent Virtual Circuit logical channel number range	
PVCN	1-4	Permanent Virtual Circuit Number	bri-19
RATE	(64) 56	PSDN communication Rate This establishes the rate at which the PSDN communicates across the PRI channel network interface.	bri-19
REQ		Request	bri-18
	CHG	Change existing data block	
	END	Exit Overlay program	
	NEW	Create a new data block	
	OUT	Remove data block	
	PRT	Print data block	

Prompt	Response	Comment	Pack/Rel
		<p>NI-1 Supplementary Service. Where:</p> <ul style="list-style-type: none"> • aaa = VCFA (Voice Call Forward Activation) if CT = VCE • aaa = VCFD (Voice Call Forward Deactivation) if CT = VCE • aaa = DCFA (Data Call Forward Activation) if CT = DTA • aaa = DCFD (Data Call Forward Deactivation) if CT = DTA • mmm = Feature Activation ID, 1-127 • nnn = Feature Indication ID, 1-127 (If not defined, mmm is used). <p>The same mmm value can be assigned to VCFA and VCFD, or to DCFA and DCFD. Precede with X to remove, not allowed if feature is activated. Prompted if PRID = 6.</p>	
SUPL_SVC		Supplementary Services	isdn-20
	AO3	Three-Party Conference	
	AO6	Six-Party Conference	
		Precede with X to remove.	
T1	2-(6)-130	Response Timer (in units of 0.5 seconds) Default is 3 seconds.	mph-19
T10/T20	15-(180)-930	Request Restart Timer (in 1 second units)	mph-19
T11/T21	15-(180)-930	Call Request Timer (in 1 second units)	bri-19
T12/T22	15-(180)-930	Reset Request Timer (in 1 second units)	bri-19
T13/T23	0-15-(180)-930	Clear request timer (in 1 second units)	bri-19

Prompt	Response	Comment	Pack/Rel
T2	1-(4)-129	Maximum frame delay (in units of 0.5 seconds) Default is 2 seconds. T2 must be less than T1.	mph-19
T3	3-(12)- 131	Idle Timer (in units of 0.5 seconds) Default is 6 seconds	mph-19
	0	Turns off the timer. If this is not 0, it must be greater than T1.	
T200	(2)-40	Retransmission Timer Registered in increments of 0.5 seconds to specify the time delay which occurs before the system retransmits the information.	bri-18
T203	4-(20)-80	Maximum Time between transmission frames (in increments of 0.5 seconds)	bri-18
T310		Timer used to determine how long SL-1 can wait for the response message when the QSIG outgoing call is in the U3 (outgoing call processing) state.	qsig-20
	10-(30)-60	Default = (10) seconds for TCNZ Default = (30) seconds for QSIG	
	110-(120)	This range applies to PRI, PRI2, and BRI trunks	
TC	n1	Lowest two-way Logical Channel Number range	mph-19
	n2	Highest two-way Logical Channel Number range	
	<CR>	No two-way LCNs	
TEI	0-63	Static TEI for addressing terminal This is given in units of 1 second.	mph-19
TGAR	0-(1)-31	Trunk Group Access Restriction number	bri-18
TIMR	(NO) YES	Change Timer values. Not prompted for APISDN AUST.	

Prompt	Response	Comment	Pack/Rel
TKTP	TIE	TIE Trunk Type	
	COT	COT Trunk Type	
	DID	DID Trunk Type	
TN	I s c	Terminal Number of SILC or UILC. Prompted when B1CT= PMD. Where: <ul style="list-style-type: none"> • I (loop) = 0-156 (must be 0 or a multiple of 4) • s (shelf) = 0-1 • c (card) = 1-15 	bri-20
		Systems with Fibre Network Fabric <ul style="list-style-type: none"> • I (loop) = 0-252 (must be 0 or a multiple of 4) 	fnf-25
		If REQ = PRT, entering: <ul style="list-style-type: none"> • I: prints out information for all cards on this loop • I s: prints out information for all cards on that loop and shelf • <CR>: prints out information for all system cards • card: prints information for this card (Small Systems, CS 1000S, MG 1000B, and MG 1000T only) 	
	I s c u	Terminal Number	
	loop ch	PRI loop and B-channel number	
	1-20	Small System	
TRANS	(NO)	Restrict presentation of COLP, CLID coming from S0 terminal without presentation option <p>If TRANS = NO and if the presentation indicator is set to restricted, the number digits are erased from the information element before it is sent to the S0 terminal.</p>	bril-22
	YES	CONNECTED NUMBER IE received from the Meridian 1 is sent transparently to S0 terminal, even if restricted	

Prompt	Response	Comment	Pack/Rel
TRMT		Terminating Type	bri-20
	D	D-channel terminal type configuration used	
	B	B-channel terminal configuration type used	
TSET	0-15	Threshold Set for clock errors	tset-7
TYPE		Type of data block	bri-19
	BRSC	BRI Signaling Concentrator	
	CARD	S/T (SILC) or U (UILC) Interface Line Card data block	
	DNAT	Data Network Address Tables	
	DSL	Digital Subscriber Loop data block	
	LAPB	Link Access Protocol on B-channels	
	LAPD	Link Access Protocol on D-channel	
	MISP	Multi-purpose ISDN Signaling Processor data block	
	PROT	Protocol group data block	
	PVC	Permanent Virtual Circuit connections	
	TSP	Terminal Service Profile data block	
	X25P	X.25 Packet Protocol Parameters	
USER		Print groups selected at PGNP prompt. USER is prompted when REQ = PRT.	mph-19
	(NO)	Do not print LAPB or LAPD group user information	
	YES	Print LAPB or LAPD group user information (LAPB or LAPD groups selected at the PGNP prompt as well as the TSPs or MPH network interfaces which use them)	
USID	(0)-15	User Service Identifier	bri-18
		The total number of TSPs defined for a DSL cannot exceed the maximum number of TSPs allowed for a DSL as specified by the MTSP prompt during the DSL configuration procedures.	

Prompt	Response	Comment	Pack/Rel
	ALL	Removes all TSPs defined for the DSL. Use only when REQ = OUT. A default TSP should be configured for non-initializing terminals. This is done by assigning USID = 0 to the TSP.	
WSIZ	1-(2)-7	Default Transmit Window Size (in octets)	bri-19
X25P	(YES) NO	Change X.25 Parameters If these parameters are changed, all active calls associated with the TSPs and network interfaces for the group is dropped.	bri-19
XLST	(0)-254	Pretranslation group Prompted if PREO = 1 in LD 15	bri-18
XPVC	(YES)	External PVC connection	bri-19
	NO	Internal PVC connection	

LD 28: Route Selection for Automatic Number Identification

Overlay program 28 allows data for Route Selection for Automatic Number Identification (RS-ANI) to be created, modified, and printed.

Prompts and responses

Prompt	Response	Comment
REQ	aaa	Request
TYPE	RSA	Type of data block = RSA (Route Selection ANI)
CUST	xx	Customer number associated with this function
RSAC	xxxx	RS-ANI Access Code digits
0-RT	x...x	0- calls, Route access code (calls to Public Network Operator)
0+RT	x...x	0+ calls, Route access code
1RT	x...x	1+ or IDDD (International Direct Distance Dial) calls Route access code
CORT	x...x	Central Office (local calls) Route access code

Alphabetical list of prompts

Prompt	Response	Comment	Pack/Rel
0+RT	x...x	0+ calls Route access code (for toll calls that require Public Network Operator assistance) Up to 4 digits, up to 7 digits with Directory Number Expansion (DNXP) package 150	ani-1
0-RT	x...x	0- calls, Route access code (calls to Public Network Operator) Up to 4 digits, up to 7 digits with Directory Number Expansion (DNXP) package 150	ani-1

Prompt	Response	Comment	Pack/Rel
1RT	x...x	1+ or IDDD (International Direct Distance Dial) calls, Route access code Up to 4 digits, up to 7 digits with Directory Number Expansion (DNXP) package 150	ani-1
CORT	x...x	Central Office (local calls) Route access code Up to 4 digits, up to 7 digits with Directory Number Expansion (DNXP) package 150	ani-1
CUST	xx	Customer number associated with this function as defined in LD 15	ani-1
REQ		Request	ani-1
	CHG	Change an existing data block	
	END	Exit Overlay program	
	NEW	Create a New data block	
	OUT	Remove data block	
	PRT	Print RSA data	
RSAC	xxxx	RS-ANI Access Code digits	ani-20
TYPE	RSA	Route Selection ANI data block	ani-1

LD 29: Memory Management

Overlay program 29 is used to determine the following:

- determine the amount of unused memory
- determine if sufficient memory is available to accommodate substantial amounts of new data to be added
- respond to messages SCH601 and SCH603 on SL-1 XN & XL

Prompts and responses

Prompt	Response	Comment
REQ	aaa	Request
MSG	x...x	SCH Message (x...x = 601 or 603 xx)
NEW DATA PLANNED?	(NO) YES	New data to be added in this program?
TYNM	aaa xx	Type and Number (TYNM responses begin on "TYNM" (page 791))
OPT	aaaa	Option (aaaa = FULL or FREE)
MAP	a...a	Active Map or Data Dump (a...a = ACT or DUMP)
DISPLAY NEW MAP?	(NO) YES	Display new map
SAVE NEW MAP?	(NO) YES	Save new map
PWD2	xxxx	Password 2
CHANGE MAP?	(NO) YES	Change Map
CMD	a...a	Command (a...a = ASGN or CHK)
PGMM	xxx yy	Page/Memory Module
PGBY	xxx yyyy	Page/Bytes

Alphabetical list of prompts

Prompt	Response	Comment	Pack/Rel
CHANGE MAP?			basic-1

Prompt	Response	Comment	Pack/Rel
	(NO) YES	Change map Prompted when SAVE NEW MAP? = NO or automatic map generator fails (message MEM150)	
CMD	ASGN CHK	Command Assign logical page and memory number Check memory map	basic-1
DISPLAY NEW MAP?	(NO) YES	Display new map Prompted when a new map has been created	basic-1
MAP	ACT DUMP	Map Active map Data dump Prompted when REQ = PRT	basic-1
MSG	601 603 xx	SCH Message. Prompted when REQ = SCH. Enter 601 when SCH message is 601 Enter 603 followed by the parameters printed with the SCH603 message during an attempt to add data.	basic-1
NEW DATA PLANNED?	(NO) YES	New data to be added in this program? Prompted when REQ = SCH	basic-1
OPT	FULL FREE	Option Full map Free space only	basic-1
PGBY	xxx yyyyy	Page/Bytes (used to define logical page size). Where: <ul style="list-style-type: none"> • xxx = Logical Page number (0-254, 256-510) • yyyyy = size (1-65535) 	basic-1

Prompt	Response	Comment	Pack/Rel
		Prompted only if CMD = ASGN.	
PGMM	xxx yy	Page/Memory Module (used to determine the Memory Module where Logical Pages reside or where they are moved). Where: <ul style="list-style-type: none"> • xxx = Logical Page number (0-254, 256-510) • yy = Memory Module number (00, 01, 02) Prompted only if CMD = ASGN.	basic-1
PWD2	xxxx	Password 2 (Second level administration password as defined in LD 17)	basic-1
REQ		Request	basic-1
	ADD	Create a new data block	
	CHG	Change existing map (SL-1XN & XL systems only)	
	CLR	Clear map	
	PRT	Print the specified map	
	END	Exit Overlay program	
	GEN	Generate a new map. Do not use this response unless ROMs with memory extensions are in place.	
	SCH	Change map in response to error messages SCH601 and SCH603	
SAVE NEW MAP?			basic-1
	(NO) YES	Save new map Prompted when a new map has been created	
TYNM		Type and Number	basic-1
	500 1-12800	Number of new 500/2500 telephones	basic-1
	ACD 0-99 1-240 1-240	Customer number, number of ACD DN, maximum number of positions per ACD DN	bacd-1
	AGNT 1-12800	Number of Agent positions	bacd-1
	ANI xxx yyyy zzzz	Feature Group D ANI data blocks. Where:	fgd-17

Prompt	Response	Comment	Pack/Rel
		<ul style="list-style-type: none"> • xxx = number of NPAs (1-160) • yyyy = number of ranges of NXXs (0-9999) • zzzzz = number of ranges of XXXXs (0-30,000) 	
	APRT 1-16	Number of ACD Printers	bacd-1
	ATM 1-4096	Number of ATM routes for the system	atm-7
	ATT 1-480	Number of consoles	basic-1
	AUB 1-99 1-5000 1-14	Customer number, number of authcodes, authcode digit length	baut-1
	BGD 1-15 1-99	Number of Background Terminals in the system, and the number of customers in the system	bgd-10
	CDB 1-99	Number of new customers	basic-1
	CDL 1-16	Number of CDR links	clnk-1
	CDP 0-99 1-10000	Customer number, number of steering codes	cdp-1
	CONF xxx	Number of Conference loops	basic-1
	CPG 1-100 1-63	CPG Level services, customers and average size	
	CPND xx yy zz	Calling Party Name Display data	cpnd-10
		xx = number of customers with CPND, 1-99	
		yy = number of CPND names per customer, 1-1000	
		zz = average size of name string, 5-27 characters	
	CRB 1-1024	Number of Code Restriction Blocks	basic-1
	DGT 1-99 xx xx	Customer number, number of digit manipulation tables, maximum average number of inserted digits	basic-1
	DIS 0-99 1-240	Customer number, number of DISA DN	disa-1
	DND 1-99 1-100 1-127	Customer number, number of DND groups, average number of numbers per group	dndg-1

Prompt	Response	Comment	Pack/Rel
	DTR 1-126	Number of Digitone Receivers	basic-1
	EBLF xx yy zz	Enhanced Busy Lamp Field Where: <ul style="list-style-type: none"> xx = the number of customers (1-99) to receive the feature yy = average number of hundreds groups per customer zz = average DN length (4, 5, 6 or 7 digits) 	basic-14
	ESN xx	Number of customers with ESN (1-99)	basic-1
	FCAS 1-99 xx yy zz	Customer number, number of Free Calling Area tables, maximum average number of FCAS blocks, maximum average number of different first digit of NXX codes	fca-1
	FGD xxx yyy	FGD data blocks. Where: <ul style="list-style-type: none"> xxx = number of FGD blocks (1-128) yyy = average number of II entries 	fgd-17
	FTC 0-31	Number of Flexible Tone Control tables	ftc10
	MFC xx	Number of Multifrequency Compelled Signaling cards	mfc-9
	MFE xx	Number of Multifrequency Signaling for Socotel cards	mfe-10
	MFR 1-99 0-126 0-126	Automatic Call Distribution routes Number of customers, average number of ACD routes per customer, average largest member number per ACD route	bacd-1
	MFRR 1-255	Number of Multifrequency Receivers	fgd-17
	MFSD xx	Number of MF Sender loops	basic-1
	MFT xx yy zz	Multifrequency Compelled Signaling. Where:	mfc-9

Prompt	Response	Comment	Pack/Rel
		<ul style="list-style-type: none"> xx = number of MFC tables yy = number of levels per table zz = average number of signals per level 	
	MFET xx yy zz	<p>Multifrequency Signaling for Socotel. Where:</p> <ul style="list-style-type: none"> xx = number of MFE tables yy = number of levels per table zz = average number of signals per level 	mfe-10
	NACD xx yy zz	<p>Network Automatic Call Distribution. Where:</p> <ul style="list-style-type: none"> xx = the number of NACD customers yy = average number of source DNs zz = average number of target ACD DNs 	
	NCTL 1-99	Number of customers with NTCL	basic-1
	NET 1-99 xx yy	Customer number, number of Network Translation codes, number of LOC codes	esn-1
	RDB 1-4064 1-126	Number of Routes, average largest member number	basic-1
	REMO xx	Number of RPE loops	rpe-1
	RLB 1-99 1-256 1-32	Customer number, number of Route Lists, maximum average number of entries	basic-1
	RSA 1-99	Number of customers to get RS-ANI	ani-1
	SCL 4-31 1-1000 1-8191	DN size as defined in LD 18, list size as defined in LD 18, number of new lists	optf-1
	SDR 1-99 xx yy	Customer number, number of Supplemental Digit Restriction blocks, maximum average number of entries	basic-1
	SL1 1-12800	Number of new SL-1 telephones	basic-1
	SUP 1-16	Number of ACD Supervisor TTY	bacd-1
	TAP 1-3	Number of new Tape units	basic-1

Prompt	Response	Comment	Pack/Rel
	TDS 1-80	Number of new TDS loops	basic-1
	TENC 1-99	Number of customers that have Tenant Service	ten-7
	TENR 0-127	Number of routes that is shared by Tenants	ten-7
	TENT 0-512	Number of Tenants that have access to each other	ten-7
	TERM 1-159	Number of new Terminal loops	basic-1
	TRK 1-6400	Number of new Trunks	basic-1
	TTY 1-16	Number of new TTY	basic-1

LD 49: New Flexible Code Restriction and Incoming Digit Conversion

Overlay program 49 allows the building, changing, deleting, moving, and printing of code restriction trees and the cancellation of all New Flexible Code Restriction (NFCR) data.

Overlay program 49 also allows the building, changing, deleting, moving, and printing of Incoming DID Digit Conversion (IDC) data.

Prompts and responses

Prompt	Response	Comment
REQ	aaa	Request
TYPE	aaa	Type of data block (aaa = FCR or IDC)
FROM	0-99 0-254	Source customer and tree number
TO	0-99 0-254	Destination customer and tree number
CUST	xx	Customer number
DCNO	0-254	Digit Conversion tree Number
FDID	(NO) YES	Flexible DID IDC tree
HOSP	(NO) YES	Hospitality IDC table
XPDN	(NO) YES	Expand DN length by 1-8 (1-5) digits
SDID	(NO) YES	Send calling party DID
IDGT	0-9999 0-9999	Incoming Digits
AUTH	xxxx	Authcode
CRNO	(0)-254	Code Restriction tree Number
INIT	aaaa	Initial (aaaa = ALLOW or DENY) Allow or deny all codes.
ALLOW	xxxx	Digit sequence to be allowed.
- UPDT	(YES) NO	Update Tree
DENY	xxxx	Digit sequence to be denied.
- UPDT	(YES) NO	Update Tree

Prompt	Response	Comment
FRCE	(NO) YES	Force
BYPS	xxxx	Digit sequence to be bypassed.
- UPDT	(YES) NO	Update Tree

Alphabetical list of prompts

Prompt	Response	Comment	Pack/Rel
ALLOW	xxxx	Allow (Digit sequence to be allowed unconditionally) Prompted when INIT = DENY.	nfcr-2
	xxxx y...y	Digit sequence to be conditionally allowed and maximum number of digits that can follow A maximum of 50 digits can be analyzed when United Kingdom (UK) package 190 is not equipped. If UK package 190 is equipped a maximum of 5 digits can be analyzed. Enter <CR> to end ALLOW prompt.	
AUTH	xxxx	Authcode associated with the DID directory number printed directly above the AUTH prompt.	ffc-16
BYPS	xxxx	Bypass (Digit sequence to be bypassed)	nfcr-2
		A maximum of 50 digits can be analyzed. when UK package 190 is not equipped. If UK package 190 is equipped, a maximum of 5 digits can be analyzed. Enter <CR> to end BYPS prompt.	
CRNO	(0)-254	Code Restriction tree Number (NFCR tree number) The maximum number of trees allowed for a customer is defined by prompt MAXT in LD 15.	nfcr-2
CUST	xx	Customer number	nfcr-2
	<CR>	For all customers Prompted when REQ = PRT.	

Prompt	Response	Comment	Pack/Rel
DCNO	0-254	Digit Conversion tree Number (IDC tree number) A HOSP IDC tree number cannot be 0. Its valid range is 1-254.	idc-12
DENY	xxxx	Deny (Digit sequence to be denied) A maximum of 50 digits can be analyzed when UK package 190 is not equipped. If UK package 190 is equipped a maximum of 5 digits can be analyzed. Prompted when INIT = ALLOW.	nfc-2
FCSD	(NO) YES	Controls the SDID tree structure when an inconsistency occurs between the SDID and IDC tree. FCSD is printed only when SDID = YES and inconsistencies are found. If FCSD = YES then the newly entered Internal DN is placed in the SDID tree, and some of the existing SDID data is lost. If FCSD = NO then the existing SDID data is retained and the newly entered input Internal DN will not be in the SDID tree structure. Note: It is not possible to exit the overlay at this prompt using "end" or "*****". Only a YES or NO response is acceptable.	
FDID	(NO) YES	Flexible DID IDC tree	fdid-24
FRCE	(NO) YES	Force the storage or release of data. If an entry for ALLOW, DENY or BYPS conflicts with existing data, FRCE is prompted. For example, ALLOW = 7 and the existing ALLOW = 7000. In this case enter "NO" to ignore the data, or "YES" to accept the change. A modification of this type may result in the loss of portions of the tree.	nfc-2

Prompt	Response	Comment	Pack/Rel
		If REQ = RLS and FRCE = YES, then all the customer's NFCR data is deleted. Prompt NFCR in LD 15 must be set to NO first.	
FROM	0-99 0-254	Source customer and tree number	nfc-2
HOSP	(NO) YES	Hospitality IDC table	dnis-16
IDGT	0-9999 0-9999	Incoming Digits (DN or range of DNs to be converted)	idc-12
		<p>The external DNs to be converted is output and the users enter the internal DN. For example, to convert the external DN 3440 to 510, enter:</p> <ul style="list-style-type: none"> • Prompt: Response • IDGT: 3440 • 3440: 510 <p>To convert the external DNs in the range 3440 to 3465, enter:</p> <ul style="list-style-type: none"> • Prompt: Response • IDGT: 3440 3465 • 3440: 444 • 3441: 445 • . • . • 3465: 469 <p>This is not a prompt. This is the DID directory number which delineates the following prompt.</p> <p>To delete a DN or a DN from a range of DNs</p> <ul style="list-style-type: none"> • Prompt: Response • IDGT: 3440 • 3440 x 	
INIT		Initial	nfc-2

Prompt	Response	Comment	Pack/Rel
	ALLOW	To specify digit strings to be denied	
	DENY	To specify digit strings to be allowed	
		Entering DNs can be affected by the Outpulsing feature for Japan.	
REQ		Request	nfc-2
	CHG	Change an existing data block	
	END	Exit Overlay program	
	MOV	Move existing data block to a new customer and/or NFCR tree data block	
	NEW	Create a new data block	
	OUT	Remove a specified NFCR tree data block	
	PRT	Print NFCR tree data block	
	RLS	Release all NFCR data blocks for a specified customer	
	RPL	Replace data in the specified NFCR tree data block with new data	
SDID	(NO)	Send DN of set when calling party number is requested	dnis-15
	YES	Send DID of set. If no DID for set, then no DN is sent.	
		Prompted when the International Supplementary Features (SUPP) package is equipped and REQ = NEW	
TO	0-99 0-254	Destination customer and tree number	nfc-2
TYPE		Type of data block	nfc-2
	FCR	NFCR data block	
	IDC	Incoming Digit Conversion data block	

Prompt	Response	Comment	Pack/Rel
UPDT	(YES) NO	Update Tree Data is correct and can update the NFCR tree.	nfcrr-2
XPDN	(NO) YES	Expand DN length by 1-8 (1-5) digits. A response of YES requires twice the memory per DN.	basic-14

LD 50: Call Park and Modular Telephone Relocation

Overlay program 50 allows the implementation and administration of the Call Park and Meridian Modular Telephone Relocation features.

Prompts and responses

Call Park data

Prompt	Response	Comment
REQ	aaa	Request
TYPE	CPK	Type of data block = CPK (Call Park)
CUST	xx	Customer number associated with this function
BLOC	1-5	Call Park block number
CPTM	30-(45)-240	Call Park Timer (in seconds)
RECA	(NO) YES	Recall parked call to attendant
SPDN	(0)-50 xxxx	Number of contiguous system park DNs and first DN
MURT	0-511	Music Route

Meridian Modular Telephone ID change during relocation

The serial number, NT code, color code or release information stored in a Meridian Modular Telephone can be changed during the relocation sequence. This can be done only after the set has "relocated out" and before it is "relocated in" to the new location. An application of this occurs when the terminal is being replaced with one of the same type and requires the same key configuration.

See Set Relocation Data in LD 21, and IDU: Print set ID command in LD 32.

Prompt	Response	Comment
REQ	aaa	Request = CHG or OUT

TYPE	MTRT	Type of data block = MTRT (Meridian Modular Telephone Relocation Table)
TN	I s c u	Terminal Number
SER	xxxxxx	Serial number
NTCD	xxxxxxxx	NT (product) Code
COLR	xx	Color
RLS	xx	Release

Alphabetical list of prompts

Prompt	Response	Comment	Pack/Rel
BLOC	1-5	Call Park block number	cprknet-22
		Where:1-5 allows the system administrator to define the subsequent prompts. After subsequent prompts have been defined, the administrator is returned to the BLOC prompt until a carriage return (<CR>) is entered.	
		The Primary Call Data Block (block 1) must be defined before any Secondary Call Park Blocks (2-5) can be added.	
	ALL	Enter ALL when REQ = OUT to remove all Call Park Blocks	
	<CR>	Enter <CR> to return to the REQ prompt.	
		BLOC is prompted if CPRKNET package 306 is equipped.	
COLR	xx	Color of Meridian Modular Telephone. The color codes are: <ul style="list-style-type: none"> • 03 is black • 35 is chameleon ash • 93 is dolphin 	arie-18

Prompt	Response	Comment	Pack/Rel
CPTM	30-(45)-240	Call Park Timer (in seconds)	cprk-20
	30-(45)-480	Call Park recall time (in seconds) if CPRK package 33 is equipped The amount of time a call is held in the parked state before recalling the parking set or the attendant.	
CUST	xx	Customer number associated with this function as defined in LD 15	cprk-2
MURT	0-511	Music Route number for parked calls	mus-1
	X	Remove existing music route.	
NTCD	xxxxxxx	New NT (product) Code of Meridian Modular Telephone	arie-18
RECA		Recall Attendant	cprk-20
	(NO)	Unanswered parked calls recall the parking set	
	YES	Unanswered parked calls recall the attendant	
REQ		Request	cprk-2
	CHG	Change existing data block	
	END	Exit Overlay program.	
	NEW	Create a new Call Park data block (not applicable if TYPE = MTRT)	
	OUT	Remove data block	
	PRT	Print call park data block (not applicable if TYPE = MTRT)	
RLS	xx	New Release of Meridian Modular Telephone	asr-18
SER	xxxxxx	New Serial Number of Meridian Modular Telephone	arie-18

Prompt	Response	Comment	Pack/Rel
SPDN	xx yyyy	System Park DNs Number of contiguous System Park DNs, and first DN Up to 4 digits, up to 7 digits with Directory Number Expansion (DNXP) package 150. Where: xx = # of contiguous System Park DNs. The range is: yyyy = First Call Park DN • (0)-50 • (0)-100 when CPRK package 33 is equipped	cprk-2
TN		Terminal Number	arie-18
	l s c u	Old Terminal Number of set in relocation table Where: l = 0-254 Systems with Fibre Network Fabric	fnf-25
	c u	Old Terminal Number of set in relocation table (Option 11C format)	
TYPE		Type of data block	cprk-2
	CPK	Call Park data block	
	MTRT	Meridian Modular Telephone Relocation Table	

LD 52: 2.0 Mb/s Remote Peripheral Equipment

Overlay program 52 defines the 2.0 Mb/s Remote Peripheral Equipment (RPE) group data and system thresholds.

Overlay program 52 is not supported on small systems.

Prompts and responses Contents

Section
"2.0 Mb/s RPE data block (TASK equal to Counter Threshold)" (page 809)
"2.0 Mb/s RPE data block (TASK equal to Group Member)" (page 810)
"2.0 Mb/s RPE data block (TASK equal to Timer Threshold)" (page 810)
"2.0 Mb/s RPE data block (TASK equal to No New Data call timer)" (page 811)
"Prompts and responses to remove 2.0 Mb/s RPE data block" (page 811)

2.0 Mb/s RPE data block (TASK equal to Counter Threshold)

Prompt	Response	Comment
REQ	aaa	Request
TYPE	RPE2	Type of data block = RPE2 (2.0 Mb/s Remote Peripheral Equipment)
GRP	1-31	RPE group number
TASK	CTHS	Counter Threshold
LFAL	0-(5)-255	Loss of Frame Alignment at Local site
FAEL	0-(5)-255	Frame Alignment Error rate at Local site
PCML	0-(5)-255	Pulse Code Modulation (PCM) error rate at Local site
LFAR	0-(5)-255	Loss of Frame Alignment at Remote site
FAER	0-(5)-255	Frame Alignment Error rate at Remote site
PCMR	0-(5)-255	Pulse Code Modulation (PCM) error rate at Remote site

Prompt	Response	Comment
RPF	0-(3)-255	Remote Processor Failure
LINT	0-(2)-255	Local site Initialization of Remote Peripheral Controller
BGTH	0-(3)-7	Background Threshold

2.0 Mb/s RPE data block (TASK equal to Group Member)

Prompt	Response	Comment
REQ	aaa	Request
TYPE	RPE2	Type of data block = RPE2 (2.0 Mb/s Remote Peripheral Equipment)
GRP	1-31	RPE Group number
TASK	GMBR	Group Member
ID	x...x	Identifier
LM0	xxx	Loop number for Member 0 in the group (first primary loop)
LM1	xxx	Loop number for Member 1 in the group (second primary loop)
LM2	xxx	Loop number for Member 2 in the group (third primary loop)
LM3	xxx	Loop number for Member 3 in the group (fourth primary loop or spare loop if SPAR = YES)
- SPAR	(NO) YES	Spare loop option

2.0 Mb/s RPE data block (TASK equal to Timer Threshold)

Prompt	Response	Comment
REQ	aaa	Request
TYPE	RPE2	Type of data block = RPE2 (2.0 Mb/s Remote Peripheral Equipment)
GRP	1-31	RPE group number
TASK	TTHS	Timer Threshold
LFAL	2-(10)-999	Loss of Frame Alignment at Local site in seconds
FAEL	2-(600)-999	Frame Alignment Error rate at Local site in seconds
PCML	2-(600)-999	Pulse Code Modulation (PCM) error rate at Local site in seconds
LFAR	2-(10)-999	Loss of Frame Alignment at Remote site in seconds
FAER	2-(10)-999	Frame Alignment Error rate at Remote site in seconds

Prompt	Response	Comment
PCMR	2-(600)-999	Pulse Code Modulation (PCM) error rate at Remote site in seconds
RPF	128-(1024)-9999	Remote Processor Failure in milliseconds

2.0 Mb/s RPE data block (TASK equal to No New Data call timer)

Prompt	Response	Comment
REQ	aaa	Request
TYPE	RPE2	Type of data block = RPE2 (2.0 Mb/s Remote Peripheral Equipment)
GRP	1-31	RPE group number
TASK	NND	No New Data call timer
ERR	10-(14)-30	Error threshold in seconds
NND	0-(56)-1800	No New Data call time in seconds

Prompts and responses to remove 2.0 Mb/s RPE data block

Prompt	Response	Comment
REQ	OUT	Remove
TYPE	RPE2	Type of data block = RPE2 (2.0 Mb/s Remote Peripheral Equipment)
GRP	1-31	RPE Group number
LOOP	x xx x	Loop numbers for loops to be removed.

Alphabetical list of prompts

Prompt	Response	Comment	Pack/Rel
BGTH	0-(3)-7	Background Threshold (Unspacing attempts allowed by background) A response of 0 deactivates the background processing of LD 53 for this RPE group.	rpe2-15
ERR	10-(14)-30	Error threshold in seconds Time after which the NND state is entered.	rpe2-15
FAEL	2-(600)-999	Frame Alignment Error rate at Local site in seconds Prompted when TYPE = TTHS	rpe2-15
	0-(5)-255	Frame Alignment Error rate at Local site Prompted when TYPE = CTHS	

Prompt	Response	Comment	Pack/Rel
FAER	2-(10)-999	Frame Alignment Error rate at Remote site in seconds Prompted when TYPE = TTHS	rpe2-15
	0-(5)-255	Frame Alignment Error rate at Remote site Prompted when TYPE = CTHS	
GRP	1-31	RPE group number	rpe2-15
	<CR>	All RPE group numbers, when REQ = PRT	
ID	x...x	Identifier (1-16 character alphanumeric group identification)	rpe2-15
LFAL	2-(10)-999	Loss of Frame Alignment at Local site in seconds Prompted when TYPE = TTHS	rpe2-15
	0-(5)-255	Loss of Frame Alignment at Local site Prompted when TYPE = CHTS	
LFAR	2-(10)-999	Loss of Frame Alignment at Remote site in seconds Prompted when TYPE = TTHS	rpe2-15
	0-(5)-255	Loss of Frame Alignment at Remote site Prompted when TYPE = CHTS	
LINT	0-(2)-255	Local site Initialization of Remote Peripheral Controller (RPC)	rpe2-15
LM0	0-159	Loop number for group member 0 (1st primary loop) Precede with X to delete a loop number	rpe2-15
LM1	0-159	Loop number for group member 1 (2nd primary loop) Precede with X to delete a loop number	rpe2-15
LM2	0-159	Loop number for group member 2 (3rd primary loop) Precede with X to delete a loop number	rpe2-15
LM3	0-159	Loop number for group member 3 (4th primary loop or spare loop if SPAR = YES) Precede with X to delete a loop number.	rpe2-15

Prompt	Response	Comment	Pack/Rel
LOOP	x xx x	Loop numbers for loops to be removed.	rpe2-15
	ALL	All loops in the group are removed If accepted, then the whole group is removed.	
NND	0-(56)-1800	No New Data call time in seconds The time to stay in the NND state. Time is stored as nearest lower multiple of 8. A response of 0 deactivates the NND error handling system on this RPE group.	rpe2-15
PCML	2-(600)-999	Pulse Code Modulation (PCM) error rate at Local site in seconds. Prompted when TYPE = TTHS.	rpe2-15 rpe2-15
	0-(5)-255	Pulse Code Modulation (PCM) error rate at Local site Prompted when TYPE = CHTS	
PCMR	2-(600)-999	Pulse Code Modulation (PCM) error rate at Remote site in seconds. Prompted when TYPE = TTHS.	rpe2-15
	0-(5)-255	Pulse Code Modulation (PCM) error rate at Remote site Prompted when TYPE = CHTS	
REQ		Request	rpe2-15
	CHG	Change a data block	
	END	Exit Overlay program	
	NEW	Create a new data block When an RPE group is created using REQ = NEW, counter and timer thresholds are initialized to their default values.	
	OUT	Remove 2.0 Mb/s RPE data block	
	PRT	Print 2.0 Mb/s RPE data block	
RPF	128-(1024)-9999		rpe2-15

Prompt	Response	Comment	Pack/Rel
		Remote Processor Failure (milliseconds)	
RPF	0-(3)-255	Remote Processor Failure	rpe2-15
SPAR	(NO) YES	Spare loop option	rpe2-15
TASK	CTHS	Counter Threshold	rpe2-15
	GMBR	Group Member	
	NND	No New Data call timer	
	THRS	Threshold data (timer/counter)	
	TTHS	Timer Threshold	
		When REQ = PRT, TASK can only be GMBR or THRS	
TYPE		Type of data block	rpe2-15
	RPE2	2.0 Mb/s RPE group data	

LD 56: Flexible Tones and Cadences

Flexible Tones and Cadences (FTC) is an optional feature that is used to customize the tones provided to telephone users. FTC is primarily intended for international markets where tones which are different from the North American defaults are required.

Overlay program 56 allows the implementation and administration of tone and ringing parameters for one or more customers. If the FTC feature (package 125) is not equipped, North American tones and cadences are used.

An FTC table number can be entered for each trunk route at prompt TTBL in LD 16. Table 0 is the default for all trunk routes and contains the defaults for North America.

What are tones and cadences?

Tones are used to provide call status to telephone users. A tone is defined by both the frequency and volume of the sound.

Tones are provided in on and off phases. One or more cycles of on/off cycles make up a tone's cadence. For example, the default cadence for normal North American ringing is 2 seconds on, 4 seconds off, 2 seconds on, 4 seconds off, and so on.

Flexible Tone and Cadence (FTC) tables

FTC tables define the tones and cadences used for various calling features. Up to 31 FTC tables can be created. Each table can be associated with one or more trunk routes by entering the table number in response to prompt TTBL in LD 16.

Master Cadence (MCAD) table

The Master Cadence Table (MCAD) defines cadences that are controlled by software. These are used for single line sets (500/2500) and digital sets.

The MCAD can have 256 entries (0-255). Each entry can have up to 10 on/off phases each. Entry 0 is reserved for continuous tone and cannot be changed. Entries 1-15 are reserved for ringing cadences.

Most of the software cadences are continuously repetitive unless it is specified that the tone should end after the last phase. There are four exceptions to this rule: prompts ACBT,AOBT, INTU and OVRD cadences repeat the last 8 phases. This allows a special initial tone burst to be defined. To have the first cycle repeat, it must be defined as both the first and last cycle.

A cadence is defined at the CDNC prompt by entering the time for each on and off phase. The time depends on the settings for the TMRK prompt in LD17 which defines the software cadence increments as 96 or 128 ms. For each phase, enter the closest multiple of 5 ms equal to the multiple of 96 or 128 ms which gives the a time \leq the time required.

The range for the first phase is 1-9999. The range for the second phase is 0-9999. Once an MCAD entry has been created, it can be changed but not removed.

For example, given LD 17 TMRK is set to 128 ms, and a repeating 2 seconds on, 4 seconds off cadence is required.

1. Determine the ON phase (2 seconds = 2000 ms)
 $2000/128 = 15.625 = 16$ (always round up)
 $128 \times 16 = 2048$ ms
multiple of 5 closet to 2048 ms = 2050
Entry for prompt CDNC = $2050/5 = 0410$
2. Determine the OFF phase (4 seconds = 4000 ms). By using the same calculation, the entry for prompt CDNC = 0820.
3. To define the cadence, respond to the prompts as follows:

```
REQ NEW, CHG
TYPE MCAD
WCAD 1-255
CDNC 0410 0820
```

To define the cadence: 2 s on, 4 s off, 4 s on, 2 s off, repeat cycle 1 and 2, enter:

```
CDNC 0410 0820 0820 0410
```

To define the cadence: 2 s on, then steady off, enter:

CDNC 0410, or
CDNC 0410 0000

If an odd number of non-zero phases are entered, software ends the tone after the last ON phase. Once a zero phase has been entered, it cannot be followed by non-zero phases. A carriage return at any phase results in zero for the remaining phases.

Once the cadence is defined, it can be entered in response to the CDNC prompt for a given feature. For example, CDNC is output after the Call Waiting tone prompt.

Firmware Cadence (FCAD) table

The Firmware Cadence Table (FCAD) defines cadences that are controlled by an NT8D17 Conference/TDS/MFS card.

The FCAD can have 256 entries (0-255). Each entry can have up to 10 on/off phases. Entry 0 is reserved for continuous tone and cannot be changed. Entries 1-15 are reserved for ringing cadences. Each phase is in multiples of 5 ms.

FCAD cadences have the following capabilities:

- Each cadence can be defined to end at the "on" phase, the "off" phase, or repeat after a single pass through the defined on/off cycles. Any or all of the five cycles can be repeated.
- Unique tones can be defined for each "on" phase. These tones are permanently held in the Conference/TDS/MFS firmware.

In order to have the same cadences on 500/2500/digital telephones and SL-1 telephones, the MCAD and FCAD entries 0-15 are identical. Changes to MCAD entries 1-15 automatically change FCAD entries 1-15. The FCAD entries 1-15 can be changed only by changing the MCAD entries 1-15.

The Conference/TDS/MFS card must be disabled and then re-enabled to download changed firmware cadences.

Examples of creating firmware cadences:

1. For a cadence of 2 s on, 4 s off, repeat:

```
REQ NEW, CHG, PRT
TYPE FCAD
WCAD 1-255
CDNC 0410 0820
```

- END REPT
CYCS 1 (on/off cycles to be repeated)
WTON NO (use default tone for this cadence)
2. For a cadence of 2 s on, 4 s off, 3 s on, 5 s off, repeat:
- REQ NEW, CHG, PRT
TYPE FCAD
WCAD 1-255
CDNC 0410 0820 0614 0998
- END REPT
CYCS 1 2 (on/off cycles to be repeated)
WTON NO (use default tone for this cadence)
3. For a cadence of:
- 0.1 s on at 950 Hz, 19 dB below overload A-law, 0.1 off
0.1 s on at 1400 Hz, 20 dB below overload A-law, 0.1 off
0.1 s on at 1800 Hz, 20 dB below overload A-law, steady off
REQ NEW, CHG, PRT
TYPE FCAD
WCAD 1-255
CDNC 0020 0020 0020 0020 0020
- END OFF
WTON YES (define tones for this cadence)
- TONES 134 135 136 (See NT8D17 Conference/TDS tone table)

TDS and NT8D17 Conference/TDS/MFS cards

There are two types of cards providing tones and cadences:

- Tone and Digit Switch (TDS) cards
- NT8D17 Conference, TDS and Multi-Frequency (MF) Sender card

There are a variety of TDS cards. Each card provides a different set of tones and cadences. When a TDS card is used for SL-1 sets, each tone and cadence is identified by a hexadecimal code. The decimal equivalents for these hex codes are entered at the TDSH prompt for each calling feature.

Refer to the *Flexible Tones and Cadences* NTP for the appropriate codes.

When the NT8D17 Conference/TDS/MFS cards are used, the tones and cadences are defined by the following prompts:

- XCAD = 0-255 - entry in the Firmware Cadence Table (FCAD)
- XTON = 0-255 - tone stored in the card firmware
- CDNC = 0-255 - entry in Master Cadence Table (MCAD)

The ringing cadences for all telephones use the Master Cadence Table (MCAD). MCAD entries 1-15 are downloaded to the Peripheral Controller to provide ringing.

Time interval for Call Forward

For Call Forward No Answer (CFNA), the time interval before a call is forwarded is measured by the time interval for one ring cycle (defined at NCAD prompt) times the number of ring cycles (defined at CFNA prompt in LD 15).

All other types of ringing forward a call after this same time interval regardless of cadence. For example, those with a faster cadence forward after more rings, those with a slower cadence after fewer rings.

Installing FTC

These steps outline the process to install the FTC feature and change the default tones and cadences for one or more calling features.

To assist in fault clearing, it is recommended that you keep a record of all changes:

- Load Overlay 56
- Define new MCAD cadences
- Define new FCAD tones and cadences
- Create one or more FTC tables (one for each trunk route requiring different tones and cadences)
- Define the non-default tones and cadences for each FTC table
- Enter the FTC table number for each trunk route (LD 16 prompt TTBL)
- If a Conference/TDS/MFS card is equipped, then follow these steps:
 - set options in LD 97
 - initialize the system (INIT)
 - disable and enable each Conf/TDS/MFS card (LD 34)
 - disable and enable each Controller (LD 32)

Note: The Master Cadence Table (MCAD) defines cadences that are controlled by software. These are used for single line sets (500/2500) and digital sets.

MCAD can have up to 256 entries (0-255). Each entry can have up to 10 on/off phases. Entry 0 is reserved for continuous tone and cannot be changed. Entries are reserved for ringing cadences.

To define an MCAD cadence, enter the time for each on and off phase. Phases are in 5 ms increments. For example, enter 200 to have a phase last 1 second (200 x 5 ms = 1000 ms = 1 second).

The range for the first phase is 1-9999. The range for the second phase is 0-9999. Once an MCAD entry has been created, it can be changed but not removed.

Note: Prompts with the response i bb c tt are prompted only for systems equipped with Tone and Digit cards.

- i = internal (0) or external (1) source
- bb = burst
- cc = cadence
- tt = frequency/level

Prompts with the response i bb c tt define the Internal/External source, burst, cadence and frequency/level respectively. Enter the decimal equivalent (0-15) of the TDS Hex code (refer to 553-2711-180).

The first field is usually 0. If an external source is used the entry is 1 and the fourth field is 0-7 for the specified channel.

Note: The Firmware Cadence Table (FCAD) defines cadences that are controlled by the NT8D17 Conference /TDS/MFS card. These are used for SL-1 sets.

The FCAD can have up to 256 entries (0-255). Each entry can have up to 10 on-off phases. Entry 0 is reserved for continuous tone and cannot be changed.

FCAD cadences have the following capabilities:

- each cadence can be defined to end on the ON phase, OFF phase or repeat after a single pass through all defined on-off cycles. Any or all of the five on-off cycles can be repeated.
- a unique tone can be defined for each on phase. These tones are permanently held in the Conference/TDS/MFS firmware.

In order to have the same cadences for 500/2500 Digital and SL-1 sets, the MCAD and FCAD entries 0 through 15 are identical. Changes to MCAD entries 1 through 15 automatically change FCAD entries 1 through 15. FCAD entries 1 through 15 cannot be changed without changing the MCAD entries.

Note 1: The cadences for Software Controlled Cadence Tones AOBT (Agent Observe Tone), INTU (Intrusion tone) and OVRD (Override tone) do not repeat in the same manner as the other tones. All other tones repeat all on-off cycles from the first up to the fifth if all ten on and off times are programmed. However, these tones reserve cycle 1 for special use, providing a tone burst of a different length if desired, to emphasize the initial iteration of the tone cycle.

Note 2: A cycle of 200 3200 50 3200 have a 200 millisecond tone followed by 3.2 seconds of silence. After this initial burst, the tone repeats in a 50 millisecond on, 3.2 seconds off pattern as long as the time remains valid. However, if the pattern is intended to not have an initial burst, the first two entries must be repeated as the last two entries to obtain the correct sequence.

As an example, if the desired tone is repeating sequence of 50 ms on, 100 ms off, 100 ms on, 50 ms off, 50 ms on, 3500 ms off, the entry must be as follows:

```
50 100 100 50 50 3500 50 100
```

Intrusion Tone Note for Small Systems

The following settings are recommended when programming the Intrusion tone on an Small System.

Prompt Response

```
INTU
XTON 175
XCAD 19
CDNC 19
MCAD 1914 25 14 2000
FCAD 1914 25 14 2000
END REPL
CYCS 2
```

Prompts and responses

Contents

Section
<i>Prompts and responses by data block:</i>
“AANN: PC Attendant Announcement data block” (page 822)
“DTAD: Special Dial Tone After Dialed Number data block” (page 823)
“FCAD: Firmware Cadence data block” (page 823)
“FDTD: Flexible Dial Tone Detection data block” (page 823)

Section
<p>“FTC: Flexible Tones and Cadences data block” (page 824)</p> <p>“MCAD: Master cadence data block” (page 831)</p> <p>“RART: Route Access Restriction table data block” (page 831)</p> <p>“RCDT: Route Category Default Table data block” (page 832)</p> <p>“TBAR: Trunk Barring data block” (page 832)</p> <p>“Print a customer defined route ART course” (page 832)</p> <p><i>Other Information:</i></p> <p>“Default Firmware Cadence (FCAD) tables” (page 833)</p>

AANN: PC Attendant Announcement data block

Prompt	Response	Comment
REQ	aaa	
TYPE	AANN	PC Attendant Announcement block.
CUST	xx	Customer Number
TBL	0-31	Announcement table number.
-NIPR	(NO) YES	Nightstation announcement priority. If NIPR is set to YES, ANNS is given for each call to the nightstation.
-ANQU	(NO) YES	PC Attendant Announcement is given on calls in PC Attendant or night service queue only.
-ANAT	aaa	Announcement when terminating to the PC Attendant, where: <ul style="list-style-type: none"> • aaa = R000 - R128 RAN announcement
-ANNS	aaa	Announcement when terminating to night station, where: <ul style="list-style-type: none"> • aaa = R000 - R128 RAN announcement
-ANFA	aaa	Announcement when CFNA to PC Attendant, where: <ul style="list-style-type: none"> • aaa = R000 - R128 RAN announcement
-ANFB	aaa	Announcement when CFB to PC Attendant, where: <ul style="list-style-type: none"> • aaa = R000 - R128 RAN announcement
-ANSR	aaa	Announcement when slow answer recall, where: <ul style="list-style-type: none"> • aaa = R000 - R128 RAN announcement

Prompt	Response	Comment
-ANXC	aaa	Announcement on calls extended by PC Attendant, where: <ul style="list-style-type: none"> • aaa = R000 - R128 RAN announcement
-ANOF	aaa	Announcement on calls overflowed from the PC Attendant queue, where: <ul style="list-style-type: none"> • aaa = R000 - R128 RAN announcement

DTAD: Special Dial Tone After Dialed Number data block

Prompt	Response	Comment
REQ	aaa	Request
TYPE	DTAD	Type of data block = DTAD (Special Dial Tone After Dialed Number)
DDGT	x...x	Dialed digits (1-5 digits)
- TONE	a...a	Tone to be provided after the dialed digits (a...a = (DIAL), SPDT, or SRC-SRC8)

FCAD: Firmware Cadence data block

Prompt	Response	Comment
REQ	aaa	Request
TYPE	FCAD	Type of data block = FCAD (Firmware Cadence)
WCAD	0-225	Cadence Number (0 is reserved for continuous tone and cannot be changed)
CDNC	xxxx xxxx ... xxxx	Cadence
END	a...a	End treatment for cadence (a...a = REPT, ON, or OFF)
- CYCS	x x x x	Cycles
- WTON	(NO) YES	Define Tones associated with the cadence
- - TONES	ttt ttt ...	NT8D17 tones (0-255) to be used with each phase of the cadence

FDTD: Flexible Dial Tone Detection data block

Prompt	Response	Comment
REQ	aaa	Request
TYPE	FDTD	Type of data block = FDTD (Flexible Dial Tone Detection)
TABL	0-31	Table number
ACNO	1-4	Access Code Number
- OACn	x....x	Outgoing Access Code (1-4 digits)

Prompt	Response	Comment
- DTPn	(YES) NO	Dial Tone Post-dial
- CNT	(0)-15	Count
DGTS	x...x	Digits

FTC: Flexible Tones and Cadences data block

An FTC table number can be entered for each trunk route at prompt TTBL in LD16. Table 0 is the default for all trunk routes and contains the defaults for North America.

Prompt	Response	Comment
REQ	aaa	Request
TYPE	FTC	Type of data block = FTC (Flexible Tones and Cadences)
TABL	0-31	FTC Table number
USER	(NO) YES	Print users of this table and tone table values (tone table value only)
DFLT	0-31	Default to existing FTC tone table
RING	(NO) YES	Change the ringing feature definitions
- NCAD	(1)-255	Normal Cadence
- NBCS		Normal BCS (SL-1 set) ringing
-- TDSH	i bb c tt	TDS Hex (Default is 0032)
-- XTON	0-(2)-255	XCT (NT8D17 Conference/TDS) Tone code
- DCAD	0-(2)-255	Distinctive Cadence
- DBCS		Distinctive BCS (SL-1 set) ringing
-- TDSH	i bb c tt	TDS Hex (Default is 0082)
-- XTON	0-(2)-255	XCT (NT8D17 Conference/TDS) Tone code
- ICAD	0-(5)-255	Intercom Cadence
- IBCS		Intercom ringing for BCS (SL-1)sets
-- TDSH	i bb c tt	TDS Hex (Default is 0012)
-- XTON	0-(2)-255	XCT (NT8D17 Conference/TDS) Tone code
- NDR1 PBX	0-255	Network Distinctive Ring 1 cadence for PBX sets
- NDR1 BCS		Network Distinctive Ring 1 for BCS (SL-1) sets
-- TDSH	i bb c tt	TDS Hex (Internal/External, burst, cadence and tone)
-- XTON	0-(2)-255	XCT (NT8D17 Conference/TDS) Tone code
-- XCAD	0-(2)-255	XCT (NT8D17 Conference/TDS) Cadence code
- NDR2 PBX	0-255	Network Distinctive Ring 2 cadence for PBX sets
- NDR2 BCS		Network Distinctive Ring 2 for BCS (SL-1) sets
-- TDSH	i bb c tt	TDS Hex (Internal/External, burst, cadence and tone)
-- XTON	0-(2)-255	XCT (NT8D17 Conference/TDS) Tone code
-- XCAD	0-(2)-255	XCT (NT8D17 Conference/TDS) Cadence code

Prompt	Response	Comment
- NDR3 PBX	0-255	Network Distinctive Ring 3 cadence for PBX sets
- NDR3 BCS		Network Distinctive Ring 3 for BCS (SL-1) sets
-- TDSH	i bb c tt	TDS Hex (Internal/External, burst, cadence and tone)
-- XTON	0-(2)-255	XCT (NT8D17 Conference/TDS) Tone code
-- XCAD	0-(2)-255	XCT (NT8D17 Conference/TDS) Cadence code
- NDR4 PBX	0-255	Network Distinctive Ring 4 cadence for PBX sets
- NDR4 BCS		Network Distinctive Ring 4 for BCS (SL-1) sets
-- TDSH	i bb c tt	TDS Hex (Internal/External, burst, cadence and tone)
-- XTON	0-(2)-255	XCT (NT8D17 Conference/TDS) Tone code
-- XCAD	0-(2)-255	XCT (NT8D17 Conference/TDS) Cadence code
- RCAD	0-(1)-255	Recall Cadence
- RBCS		Recall for BCS (SL-1) sets
-- TDSH	i bb c tt	TDS Hex (Default is 0032)
-- XTON	0-(2)-255	XCT (NT8D17 Conference/TDS) Tone code
- GCAD	0-(1)-255	Group Call Cadence
- GBCS		Group Call for BCS (SL-1) sets
-- TDSH	i bb c tt	TDS Hex (Default is 0082)
-- XTON	0-(2)-255	XCT (NT8D17 Conference/TDS) Tone code
- HCAD	0-(1)-255	Held call reminder Cadence
- HBCS		Held call reminder ringing for BCS (SL-1) sets
-- TDSH	i bb c tt	TDS Hex (Default is 0082)
-- XTON	0-(2)-255	XCT (NT8D17 Conference/TDS) Tone code
- PCAD	0-255	Recall or Misoperation Cadence
- PBCS		Recall or Misoperation ringing for BCS
-- TDSH	i bb c tt	TDS Hex (Default is 0032)
-- XTON	0-(4)-255	XCT (NT8D17 Conference/TDS) Tone code
HCCT	(NO) YES	Hardware Controlled Cadences and Tones
- DIAL		Dial tone
- EEST		End-to-End Signaling Feedback Tone
-- TDSH	i bb c tt	TDS Hex (Default is 0004)
-- XTON	0-(4)-255	XCT (NT8D17 Conference/TDS) Tone code
-- XCAD	(0)-55	For EEST, this value is set to 0 no matter what is entered. XCT (NT8D17 Conference/TDS) Cadence number (FCAD cadence number)
- CFWT		Conference Warning Tone
-- XTON		Conference Warning Tone number. A tone number provided by the tone circuit.
-- XCAD	0-(3)-255 0-(19)-255	Conference Warning Tone cadence number. The cadence number should be set up under FCAD.
- SURV		Flexible Survivable Dial Tone
-- XTON	0-(4)-255	Flexible Survivable Dial Tone Code
-- XCAD	0-(253)-255	Flexible Survivable Dial Tone Cadence number

Prompt	Response	Comment
- SPCL		Special dial tone
-- TDSH	0 00 0 tt	TDS Hex (Default is 0004)
-- XTON	0-(4)-255	XCT (NT8D17 Conference/TDS) Tone code
-- XCAD	(0)-255	XCT (NT8D17 Conference/TDS) Cadence number (FCAD Cadence number)
- CDT		Control Dial Tone
-- TDSH	i bb c tt	TDS Hex (Default is 0004)
-- XTON	0-(4)-255	XCT (NT8D17 Conference/TDS) Tone code
-- XCAD	(0)-255	XCT (NT8D17 Conference/TDS) Cadence number
- CFDT		Call Forward Dial Tone
-- TDSH	i bb c tt	TDS Hex (Default is 0004)
-- XTON	0-(4)-255	XCT (NT8D17 Conference/TDS) Tone code
-- XCAD	(0)-255	XCT (NT8D17 Conference/TDS)
- MWDT		Message Waiting Dial Tone
-- TDSH	i bb c tt	TDS Hex (Default is 0024)
-- XTON	0-(4)-255	XCT (NT8D17 Conference/TDS) Tone code
-- XCAD	0-(17)-255	XCT (NT8D17 Conference/TDS) Cadence number
- CFMW		Call Forward Message Waiting tone
-- TDSH	i bb c tt	TDS Hex (Default is 0024)
-- XTON	0-(4)-255	XCT (NT8D17 Conference/TDS) Tone code
-- XCAD	0-(17)-255	XCT (NT8D17 Conference/TDS) Cadence number
- ACTN		Active feature Dial Tone
-- TDSH	i bb c tt	TDS Hex (Default is special dial tone)
-- XTON	0-(4)-255	XCT (NT8D17 Conference/TDS) Tone code
-- XCAD	(0)-255	XCT (NT8D17 Conference/TDS) Cadence number
- BUSY		Busy tone
-- TDSH	i bb c tt	TDS Hex (Default is 0017)
-- XTON	0-(7)-255	XCT (NT8D17 Conference/TDS) Tone code
-- XCAD	0-(16)-255	XCT (NT8D17 Conference/TDS) Cadence number
- RGBK		Ringback tone
-- TDSH	i bb c tt	TDS Hex (Default is 0035)
-- XTON	0-(5)-255	XCT (NT8D17 Conference/TDS) Tone code
-- XCAD	0-(1)-255	XCT (NT8D17 Conference/TDS) Cadence number
- PREM		Preemption tone
-- TDSH	i bb c tt	TDS Hex (Default is 0006)
-- XTON	0-(6)-255	XCT (NT8D17 Conference/TDS) Tone code
-- XCAD	(0)-255	XCT (NT8D17 Conference/TDS) Cadence number
- PRBK		Precedence Ringback tone
-- TDSH	i bb c tt	TDS Hex (Default is 0008D)
-- XTON	0-(11)-255	XCT (NT8D17 Conference/TDS) Tone code
-- XCAD	0-(2)-255	XCT (NT8D17 Conference/TDS) Cadence number

Prompt	Response	Comment
- ARBK		ACD RGA (Ring Again) Ringback tone
-- TDSH	i bb c tt	TDS Hex (Default is 0008D)
-- XTON	0-(11)-255	XCT (NT8D17 Conference/TDS) Tone code
-- XCAD	0-(2)-255	XCT (NT8D17 Conference/TDS) Cadence number
- FFCT		Flexible Feature Code Confirmation Tone
-- TDSH	i bb c tt	TDS Hex (Default is 0004)
-- XTON	0-(4)-255	XCT (NT8D17 Conference/TDS) tone code
-- XCAD	(0)-255	XCT (NT8D17 Conference/TDS) Cadence number
- LIMIT		Log In Mode Tone for 500/2500 ACD sets
-- TDSH	i bb c tt	TDS Hex (Internal/External, burst, cadence and tone)
-- XTON	0-255	XCT (NT8D17 Conference/TDS) Tone code
-- XCAD	0-255	XCT (NT8D17 Conference/TDS) Cadence number Note: default values for XTON and XCAD should not be used for A-law configuration.
- NRMT		Not Ready (NRDY) Mode Tone for ACD sets
-- TDSH	i bb c tt	TDS Hex (Internal/External, burst, cadence and tone)
-- XTON	0-255	XCT (NT8D17 Conference/TDS) Tone code
-- XCAD	0-255	XCT (NT8D17 Conference/TDS) Cadence number
- AWUT		Automatic Wake Up special error Tone
-- TDSH	i bb c tt	TDS Hex (Default is 0027)
-- XTON	0-(4)-255	XCT (NT8D17 Conference/TDS) Tone code
-- XCAD	(0)-255	XCT (NT8D17 Conference/TDS) Cadence number
- OVFL		Overflow tone
-- TDSH	i bb c tt	TDS Hex (Default is 0027)
-- XTON	0-(7)-255	XCT (NT8D17 Conference/TDS) Tone code
-- XCAD	0-(17)-255	XCT (NT8D17 Conference/TDS) Cadence number
- TEST		Test tone
-- TDSH	0 0 0 tt	TDS Hex (Default is 0008)
-- XTON	0-(8)-255	XCT (NT8D17 Conference/TDS) Tone code
-- XCAD	(0)-255	XCT (NT8D17 Conference/TDS) Cadence number
- HOWL		Howler tone
-- TDSH	i bb c tt	TDS Hex (Default is Overflow tone)
-- XTON	0-255	XCT (NT8D17 Conference/TDS) Tone code
-- XCAD	0-255	XCT (NT8D17 Conference/TDS) Cadence number
- ERWT		Expensive Route Warning Tone
-- TDSH	0 0 0 tt	TDS Hex (Default is 0003)
-- XTON	0-(3)-255	XCT (NT8D17 Conference/TDS) Tone code
-- XCAD	(0)-255	XCT (NT8D17 Conference/TDS) Cadence number
- PCWT		Precedence Call Waiting Tone
-- TDSH	0 0 0 tt	TDS Hex (Default is 0003)
-- XTON	0-(3)-255	XCT (NT8D17 Conference/TDS) Tone code
-- XCAD	(0)-255	XCT (NT8D17 Conference/TDS) Cadence number (FCAD Cadence number)

Prompt	Response	Comment
- ACFT		ACD Call Force Tone
-- TDSH	0 0 0 tt	TDS Hex (Default is 0003)
-- XTON	0-(3)-255	XCT (NT8D17 Conference/TDS) Tone code
-- XCAD	(0)-255	XCT (NT8D17 Conference/TDS) Cadence number
- TLP		Tone to Last Party
-- TDSH	i bb c tt	TDS Hex (Default is 0003)
-- XTON	(0)-255	XCT (NT8D17 Conference/TDS) Tone code
-- XCAD	(0)-255	XCT (NT8D17 Conference/TDS) Cadence number
- TLPT	(0)-30	Tone to Last Party Timer in seconds. No tone = 0
- PATI		Patience tone Multi-Party Operations
-- TDSH	i bb c tt	TDS Hex (Default is 0000)
-- XTON	(0)-255	XCT (NT8D17 Conference/TDS) Tone code
-- XCAD	(0)-255	XCT (NT8D17 Conference/TDS) Cadence number
CAB	(NO) YES	M911 Call Abandon on Answer tone
- TDSH	i bb cc tt	TDS external, burst, cadence and tone
- XTON	0-255	NT8D17 TDS Tone code
- XCAD	0-255	NT8D17 Cadence code for FCAD
CAST	(NO) YES	Centralized Attendant Service Tones
- LDN		Listed Directory Number tone
-- TDSH	i bb c tt	TDS Hex (Default is 0346)
-- XTON	(0)-255	XCT (NT8D17 Conference/TDS) Tone code
-- XCAD	0-(24)-255	XCT (NT8D17 Conference/TDS) Cadence number
-- CDNC	0-(16)-255	MCAD software Cadence number
- DIO		Dial 0 Recall tone
-- TDSH	i bb c tt	TDS Hex (Default is 0283)
-- XTON	0-(3)-255	XCT (NT8D17 Conference/TDS) Tone code
-- XCAD	0-(22)-255	XCT (NT8D17 Conference/TDS) Cadence number
-- CDNC	0-(16)-255	MCAD software Cadence number
- HLDC		Hold Confirmation tone
-- TDSH	i bb c tt	TDS Hex (Default is 0346)
-- XTON	(0)-255	XCT (NT8D17 Conference/TDS) Tone code
-- XCAD	0-(24)-255	XCT (NT8D17 Conference/TDS) Cadence number
-- CDNC	0-(16)-255	MCAD software Cadence number
- CPNC		Camp-On Confirmation tone
-- TDSH	i bb c tt	TDS Hex (Default is 0243)
-- XTON	0-(3)-255	XCT (NT8D17 Conference/TDS) Tone code
-- XCAD	0-(21)-255	XCT (NT8D17 Conference/TDS) Cadence number
-- CDNC	0-(17)-255	MCAD software Cadence number
SCCT	(NO) YES	Software Controlled Cadences and Tones
ILIN		NSCC pending agent Login tone
ILOU		NSCC pending agent Logout tone

Prompt	Response	Comment
- CAMP		Camp-On tone
-- TDSH	i bb c tt	TDS Hex (Default is 0003)
-- XTON	0-(3)-255	XCT (NT8D17 Conference/TDS) Tone code
-- XCAD	(0)-255	XCT (NT8D17 Conference/TDS) Cadence number
-- CDNC	0-(17)-255	MCAD software cadence number
- RPAW	x xx xx xx	Radio Paging Warning tone
-- CLN	1-31	Cadence Length
-- TDSH	i bb c tt	TDS Hex (Default is 0003)
-- XTON	0-(3)-255	XCT (NT8D17 Conference/TDS) Tone code
-- XCAD	(0)-255	XCT (NT8D17 Conference/TDS) Cadence number
-- CDNC	0-(19)-255	MCAD software cadence number
- AOBT		Agent Observe Tone
-- TDSH	i bb c tt	TDS Hex (Default is 0003)
-- XTON	0-(3)-255	XCT (NT8D17 Conference/TDS) Tone code
-- XCAD	(0)-255	XCT (NT8D17 Conference/TDS) Cadence number
-- CDNC	0-(18)-255	MCAD software cadence number
- INTU		Intrusion tone (If Small System, see note on “Intrusion Tone Note for Small Systems” (page 821).)
-- TDSH	i bb c tt	TDS Hex (Default is 0003)
-- XTON	0-(3)-255	XCT (NT8D17 Conference/TDS) Tone code
-- XCAD	(0)-255	XCT (NT8D17 Conference/TDS) Cadence number
-- CDNC	0-(19)-255	MCAD software cadence number
- CWT		Call Waiting Tone
-- TDSH	i bb c tt	TDS Hex (Default is 0003)
-- XTON	0-(3)-255	XCT (NT8D17 Conference/TDS) Tone code
-- XCAD	(0)-255	XCT (NT8D17 Conference/TDS) Cadence number
-- CDNC	0-(20)-255	MCAD software cadence number
- OBKT		Observe Blocking Tone
-- TDSH	i bb c tt	TDS Hex (Default is 0003)
-- XTON	0-(3)-255	XCT (NT8D17 Conference/TDS) Tone code
-- XCAD	(0)-255	XCT (NT8D17 Conference/TDS) Cadence number
-- CDNC	0-(17)-255	MCAD software cadence number
- OVRD		Override tone
-- TDSH	i bb c tt	TDS Hex (Default is 0003)
-- XTON	0-(3)-255	XCT (NT8D17 Conference/TDS) Tone code
-- XCAD	(0)-255	XCT (NT8D17 Conference/TDS) Cadence number
-- CDNC	0-(18)-255	MCAD software cadence number
- OHQ		Off-Hook Queuing tone
-- TDSH	i bb c tt	TDS Hex (Default is 0003)
-- XTON	0-(3)-255	XCT (NT8D17 Conference/TDS) Tone code
-- XCAD	(0)-255	XCT (NT8D17 Conference/TDS) Cadence number
-- CDNC	0-(3)-255	MCAD software cadence number

Prompt	Response	Comment
- SRT		Set Relocation Tone
-- TDSH	i bb c tt	TDS Hex (Default is 0003)
-- XTON	0-(3)-255	XCT (NT8D17 Conference/TDS) Tone code
-- XCAD	(0)-255	XCT (NT8D17 Conference/TDS) Cadence number
-- CDNC	0-(22)-255	MCAD software cadence number
- TMAT		Telephone Messaging Alert Tone
-- TDSH	i bb c tt	TDS Hex (Default is 0003)
-- XTON	0-(3)-255	XCT (NT8D17 Conference/TDS) Tone code
-- XCAD	(0)-255	XCT (NT8D17 Conference/TDS) Cadence number
-- CDNC	0-(22)-255	MCAD software cadence number
- TMOT		Telephone Messaging OK Tone
-- TDSH	i bb c tt	TDS Hex (Default is 0003)
-- XTON	0-(3)-255	XCT (NT8D17 Conference/TDS) Tone code
-- XCAD	(0)-255	XCT (NT8D17 Conference/TDS) Cadence number
-- CDNC	0-(23)-255	MCAD software cadence number
- TSUT		Telephone Status Update Tone
-- TDSH	i bb c tt	TDS Hex (Default is 0003)
-- XTON	0-(3)-255	XCT (NT8D17 Conference/TDS) Tone code
-- XCAD	(0)-255	XCT (NT8D17 Conference/TDS) Cadence number
-- CDNC	0-(23)-255	MCAD software cadence number
ABST		Authorization Code Conditionally Last Enhancement cadence
- XTON	0-(4)-255	NT8D17 TDS Tone code
- XCAD	(0)-255	NT8D17 TDS Cadence code
- CDNC	0-(2)-255	MCAD table entry for this cadence
PNNC		Process Notification for Networked Calls tone
- XTON	(0)-255	NT8D17 TDS Tone code
- XCAD	(0)-255	NT8D17 TDS Cadence code
- CDNC	0-(2)-255	MCAD table entry for this cadence
SRC	(NO) YES	Source
- SRC1		Source tone 1
-- TDSH	i bb c tt	TDS Hex (Default is 0000)
-- XTON	(0)-255	XCT (NT8D17 Conference/TDS) Tone code
-- XCAD	(0)-255	XCT (NT8D17 Conference/TDS) Cadence number
- SRC2		Source tone 2
- SRC3		Source tone 3
- SRC4		Source tone 4
- SRC5		Source tone 5
- SRC6		Source tone 6
- SRC7		Source tone 7
- SRC8		Source tone 8
MINT	(NO) YES	Allow tones or announcements

Prompt	Response	Comment
- CFSN	0-255 0-255	Call Forward All Calls active
- - TDSH	i bb c tt	Third parameter
- CPOQ	0-255 0-255	Call is being parked or set is in Off-Hook Queuing state
- - TDSH	i bb c tt	Third parameter
- RGAR	0-255 0-255	Ring Again is applied by another set
- - TDSH	i bb c tt	Third parameter
- RPCT	0-255 0-255	Confirmation Tone replaced by an announcement
- - TDSH	i bb c tt	Third parameter
- RGAB	0-255 0-255	Station Dialed Busy
- - TDSH	i bb c tt	Third parameter
- MWAN	0-255 0-255	Message Waiting
- - TDSH	i bb c tt	Third parameter
- DNDA	0-255 0-255	Do Not Disturb
- - TDSH	i bb c tt	Third parameter
- SSLK	0-255 0-255	Set Status Lockout
- - TDSH	i bb c tt	Third parameter
PULS	(NO) YES	Pulse timers are to be changed
- P10	4 (8)	Codes for make/break ratio for 10 pps
- ID1	256-(768)-1024	Inter-Digit 1
- ID2	256-(512)-1024	Inter-Digit 2
- IDD	256-1024	Inter-Digit DTMF
- IDE	256-(384)	EOS interdigital pause in milliseconds
RVDL	(0) x	Reverse Dial format

MCAD: Master cadence data block

Prompt	Response	Comment
REQ	aaa	Request
TYPE	MCAD	Type of data block = MCAD (Master cadence)
WACD	0-225	Cadence Number (0 is reserved for continuous tone and cannot be changed)
CDNC	xxxx xxxx ... xxxx	Cadence

RART: Route Access Restriction table data block

Prompt	Response	Comment
REQ	CHG	Request. REQ = NEW or OUT is not accepted for RART.
TYPE	RART	Type of data block = RART (Route Access Restriction table)
CUST	xx	Customer number
ROUT	(0)-127	Route
ART	1-63	Access Restriction Table

RCDT: Route Category Default Table data block

Prompt	Response	Comment
REQ	CHG	Request. When TYPE = RCDT, you cannot enter NEW or OUT at the REQ prompt.
TYPE	RCDT	Type of data block = RCDT (Route Category Default table)
COT	(0)-63	COT, FEX, WAT. These route types is assigned the entered ART when the route is created in LD16.
DID	(0)-63	These route types is assigned the entered ART when the route is created in LD16
TIE	(0)-63	CAA, CAM, CSA, TIE
OTH	(0)-63	Other

TBAR: Trunk Barring data block

Prompt	Response	Comment
REQ	NEW CHG	Request
TYPE	TBAR	Type of data block = TBAR (Trunk Barring)
ART	1-63	Access Restriction Table
DENY	yyy yyy ...	Enter ART number denied to Originating Trunk Connection (OTC)

Print a customer defined route ART course

Prompt	Response	Comment
REQ	PRT	Request
TYPE	aaa	Type of data block
CUST	xx	Customer number
ROUT	(0)-127	Route

Default Master Cadence (MCAD) tables

WCAD =	DEFAULT MCAD TABLE (Master Cadence Table)
000	CDNC = 0000 0000 0000 0000 0000 0000 0000 0000 0000 0000
001	CDNC = 0410 0800 0000 0000 0000 0000 0000 0000 0000 0000
002	CDNC = 0308 0076 0308 0076 0000 0000 0000 0000 0000 0000
003	CDNC = 0205 0000 0000 0000 0000 0000 0000 0000 0000 0000
004	CDNC = 0102 0102 0205 0819 0000 0000 0000 0000 0000 0000
005	CDNC = 0100 0100 0000 0000 0000 0000 0000 0000 0000 0000
016	CDNC = 0128 0000 0000 0000 0000 0000 0000 0000 0000 0000

WCAD =	DEFAULT MCAD TABLE (Master Cadence Table)
017	CDNC = 0051 0000 0000 0000 0000 0000 0000 0000 0000 0000
018	CDNC = 0205 3072 0051 3072 0000 0000 0000 0000 0000 0000
019	CDNC = 0205 1229 0051 1229 0000 0000 0000 0000 0000 0000
020	CDNC = 0051 0026 0051 2048 0000 0000 0000 0000 0000 0000
021	CDNC = 0410 0000 0000 0000 0000 0000 0000 0000 0000 0000
022	CDNC = 0102 0000 0000 0000 0000 0000 0000 0000 0000 0000
023	CDNC = 0512 0000 0000 0000 0000 0000 0000 0000 0000 0000

Master Cadence (MCAD) table for Japan

001	CDNC = 0050 0050 0050 0450 0000 0000 0000 0000 0000 0000
002	CDNC = 0200 0400 0000 0000 0000 0000 0000 0000 0000 0000

Default Firmware Cadence (FCAD) tables

WCAD =	DEFAULT FCAD TABLE (Firmware Cadence Table)
000	Cadence number in the Master Cadence table (MCAD) CDNC = 0000 0000 0000 0000 0000 0000 0000 0000 0000 0000 END = OFF SPCL = NO
001	Cadence number in the Master Cadence table (MCAD) CDNC = 0410 0800 0000 0000 0000 0000 0000 0000 0000 0000 END = REPT CYCS = 1 SPCL = NO
002	Cadence number in the Master Cadence table (MCAD) CDNC = 0308 0076 0308 0076 0000 0000 0000 0000 0000 0000 END = REPT CYCS = 1 2 SPCL = NO
003	Cadence number in the Master Cadence table (MCAD) CDNC = 0205 0000 0000 0000 0000 0000 0000 0000 0000 0000 END = OFF SPCL = NO
004	Cadence number in the Master Cadence table (MCAD) CDNC = 0102 0102 0205 0819 0000 0000 0000 0000 0000 0000 END = REPT CYCS = 1 2 SPCL = NO

WCAD =	DEFAULT FCAD TABLE (Firmware Cadence Table)
005	Cadence number in the Master Cadence table (MCAD) CDNC = 0100 0100 0000 0000 0000 0000 0000 0000 0000 0000 END = REPT CYCS = 1 SPCL = NO
016	Cadence number in the Master Cadence table (MCAD) CDNC = 0100 0100 0000 0000 0000 0000 0000 0000 0000 0000 END = REPT CYCS = 1 SPCL = NO
017	Cadence number in the Master Cadence table (MCAD) CDNC = 0050 0050 0000 0000 0000 0000 0000 0000 0000 0000 END = REPT CYCS = 1 SPCL = NO
018	Cadence number in the Master Cadence table (MCAD) CDNC = 0010 0010 0000 0000 0000 0000 0000 0000 0000 0000 END = REPT CYCS = 1 SPCL = NO
019	Cadence number in the Master Cadence table (MCAD) CDNC = 0040 0060 0000 0000 0000 0000 0000 0000 0000 0000 END = REPT CYCS = 1 SPCL = NO
020	Cadence number in the Master Cadence table (MCAD) CDNC = 0015 0000 0000 0000 0000 0000 0000 0000 0000 0000 END = OFF SPCL = NO
021	Cadence number in the Master Cadence table (MCAD) CDNC = 0020 0000 0000 0000 0000 0000 0000 0000 0000 0000 END = OFF SPCL = NO
022	Cadence number in the Master Cadence table (MCAD) CDNC = 0020 0020 0020 0000 0000 0000 0000 0000 0000 0000 END = OFF SPCL = NO
023	Cadence number in the Master Cadence table (MCAD) CDNC = 0060 0000 0000 0000 0000 0000 0000 0000 0000 0000 END = OFF SPCL = NO
024	Cadence number in the Master Cadence table (MCAD) CDNC = 0020 0000 0020 0000 0020 0000 0000 0000 0000 0000 END = OFF SPCL = YES

WCAD =	DEFAULT FCAD TABLE (Firmware Cadence Table)
025	Cadence number in the Master Cadence table (MCAD) CDNC = 0200 0000 0000 0000 0000 0000 0000 0000 0000 0000 END = OFF SPCL = NO
026	Cadence number in the Master Cadence table (MCAD) CDNC = 0050 0000 0000 0000 0000 0000 0000 0000 0000 0000 END = OFF SPCL = NO
027	Cadence number in the Master Cadence table (MCAD) CDNC = 0400 0000 0000 0000 0000 0000 0000 0000 0000 0000 END = OFF SPCL = NO
028	Cadence number in the Master Cadence table (MCAD) CDNC = 0125 0000 0000 0000 0000 0000 0000 0000 0000 0000 END = OFF SPCL = NO
029	Cadence number in the Master Cadence table (MCAD) CDNC = 0030 0070 0000 0000 0000 0000 0000 0000 0000 0000 END = REPT CYCS = 1 SPCL = NO

Firmware Cadence (FCAD) table for Japan

WCAD =	DEFAULT FCAD TABLE (Cadence Table for JAPAN TDS)
001	Cadence number in the Master Cadence table (MCAD) CDNC = 0200 0400 0000 0000 0000 0000 0000 0000 0000 0000 END = REPT CYCS = 1 2 SPCL = NO
002	Cadence number in the Master Cadence table (MCAD) CDNC = 0050 0050 0050 0450 0000 0000 0000 0000 0000 0000 END = REPT CYCS = 1 SPCL = NO
017	Cadence number in the Master Cadence table (MCAD) CDNC = 0100 0050 0000 0000 0000 0000 0000 0000 0000 0000 END = REPT CYCS = 1

Alphabetical list of prompts

Prompt	Response	Comment	Pack/Rel
ABST		Authorization Code Conditionally Last Enhancement cadence	nars-24
ACFT		ACD Call Force Tone When defining the hex codes for this tone, only the code for the frequency/level is required as the cadence is provided by software. Enter zero for the other values (e.g., TDSH = 0 0 0 xx, XTON = xxx, XCAD = 000).	ftc-13
ACNO	1-4 <CR>	Access Code Number Outgoing Access Code to be used (4 codes per table) Go to DGTS prompt (REQ = CHG)	ftc-12
ACTN		Active feature dial tone	ftc-12
ANAT	aaa	Announcement when terminating to the PC Attendant. Where: • aaa = R000 - R128 announcement is given via RAN announcement	atan-25.4
ANFA	aaa	Announcement when CFNA to PC Attendant. Where: • aaa = R000 - R128 announcement is given via RAN announcement	atan-25.4
ANFB	aaa	Announcement when CFB to PC Attendant. Where: • aaa = R000 - R128 announcement is given via RAN announcement	atan-25.4

Prompt	Response	Comment	Pack/Rel
ANNS	aaa	Announcement when terminating to night station. Where: <ul style="list-style-type: none"> aaa = R000 - R128 announcement is given via RAN announcement 	atan-25.4
ANOF	aaa	Announcement on calls overflowed from the PC Attendant queue. Where: <ul style="list-style-type: none"> aaa = R000 - R128 announcement is given via RAN announcement 	atan-25.4
ANQU	(NO) YES	PC Attendant Announcement is given on calls in PC Attendant or night service queue only.	atan-25.4
ANSR	aaa	Announcement when slow answer recall. Where: <ul style="list-style-type: none"> aaa = R000 - R128 announcement is given via RAN announcement 	atan-25.4
ANXC	aaa	Announcement on calls extended by PC Attendant. Where: <ul style="list-style-type: none"> aaa = R000 - R128 announcement is given via RAN announcement 	atan-25.4
AOBT		Agent Observe Tone <p>This cadence repeats the last 8 on/off phases to allow for a special tone burst on the first cycle. For example, a cadence is defined as 3 s on, 3 s off, 1 s on, 3 s off.</p> <p>After the initial burst, the tone repeats in a 1 s on, 3 s off pattern. In order to repeat the initial 3 s burst, it must be entered as the first and last cycle because the first cycle is not repeated. In this case the cadence is defined as: 3 s on, 3 s off, 1 s on, 3 s off, 3 s on 3 s off.</p>	ftc-13
ARBK		ACD RGA (Ring Again) Ringback tone	ftc-13

Prompt	Response	Comment	Pack/Rel
ART	1-63	Access Restriction Table	ftc-10
	<CR>	Return to REQ prompt ART remains unchanged Printing of the route category default table occurs	
AWUT		Automatic Wake Up special error Tone	mlwu-16
BUSY		Busy tone	ftc-13
CAB	(NO) YES	M911 Call Abandon on Answer tone	M911-19
CAMP		Camp-On tone	ftc-13
CAST	(NO)YES	Centralized Attendant Service Tones Modification to the CAS (Centralized Attendant Service) tone definition. For systems with XCT (NT8D17 Conference/ TDS) cards, each feature requires a firmware cadence (XCAD), a software cadence (CNDN) and tone (XTON). Due to the finer resolution of the firmware cadence (5 ms) compared to the software (96/128 ms), you should allow the software cadence to be long enough to cover the full duration of the XCAD. For example, to define a cadence of 0.1 s on, 0.1 s off, 0.1 s on, steady off <ul style="list-style-type: none"> • CDNC0020 0020 0020 0000 • END OFF • SPCL The software cadence is then 0.3 s (600 ms). If the software precision is 128 ms, the software cadence is calculated as follows:	ftc-13

Prompt	Response	Comment	Pack/Rel
		<ul style="list-style-type: none"> • 600 ms/128 = 4.6 = 5 (rounded up) • 128 x 5 = 640 <p>Entry to on phase = 640/5 = 0128, and to define the cadence enter 0128 to prompt CDNC.</p>	
CDNC	xxxx xxxx ... xxxx	<p>On-off phases for Cadence (ten on-off cycles)</p> <p>Entries 1 through 15 are reserved for ringing cadences. When defining the cadences in MCAD each phase entry is in 5 millisecond increments.</p> <p>The range for the first phase is 1-9999 increments. The range for the second phase is 0-9999 increments. The default is 0 0 0 0 0 0 0 0 0.</p> <p>See the the default MCAD Tables on “Default Master Cadence (MCAD) tables” (page 832).</p>	ftc-14
	0-(16)-255	MCAD software cadence number	ftc-14
	0-(17)-255	MCAD software cadence number	
	0-(19)-255	MCAD software cadence number (see <i>Note 5</i>)	
	0-(18)-255	MCAD software cadence number (see <i>Note 5</i>)	
	0-(20)-255	MCAD software cadence number	
	0-(3)-255	MCAD software cadence number	
	0-(22)-255	MCAD software cadence number	
	0-(23)-255	MCAD software cadence number	
CDT		Control Dial Tone	ftc-13
CFDT		Call Forward Dial Tone	ftc-13
CFMW		Call Forward Message Waiting tone	ftc-13
CFWT		Conference Warning Tone (applies only to Small System)	basic-21

Prompt	Response	Comment	Pack/Rel
CFSN	0-255 0-255	Call Forward All Calls active First parameter is the MCAD table cadence entry number. Second parameter is the XCT tone code.	ftc-15
CLN	1-31	Cadence Length (length of the Camp-On tone burst in 96 or 128 millisecond increments) See TMRK prompt in LD17.	ftc-9
CNT	(0)-15	Count Number of digits outputted before dial tone detector reconnection (0 specifies that digit counting is not to be used).	ftc-12
COT	(0)-63	COT, FEX, WAT. These route types is assigned the entered ART when the route is created in LD 16.	
CPNC		Camp-On Confirmation tone	ftc-13
CPOQ	0-255 0-255	Call is being Parked or set is in Off-Hook Queuing state. First parameter is the MCAD table cadence entry number. Second parameter is the XCT tone code.	ftc-15
CUST	xx	Customer number as defined in LD15	cust-15
CWT		Call Waiting Tone	ftc-13
CYCS	x x x x	On-off Cycles (1 to 5) to be repeated. Default is no repeats. Prompted when END = REPT	ftc-14
DBCS		Distinctive BCS (SL-1 set) ringing	ftc-13

Prompt	Response	Comment	Pack/Rel
DCAD	0-(2)-255	Distinctive Cadence 500/2500 and Digital set ringing MCAD cadence number. (See <i>Notes 1 and 3</i>) It is recommended that the cadence used matches the cadence provided for SL-1 sets (prompt DBCS). DCAD is also used for SL-1 sets in systems with XCT (NT8D17 Conference/TDS) cards.	ftc-13
DDGT	xxxxx X <CR>	Dialed digits (1-5 digits) To remove To end	pnp-15
DENY	yyy yyy ... ALL xALL Xyyy Xyyy .. <CR>	Enter ART number denied to Originating Trunk Connection (OTC) Deny all ARTs to OTC All ART numbers are allowed to OTC Enter ART numbers allowed to OTC Return to REQ prompt with no table being stored The ART is removed unless it is used as a default when REQ = OUT. REQ = NEW or OUT is disallowed for RART.	ftc-10
DFLT	0-31 <CR>	Default to existing FTC tone table Create tone table without defaulting Prompted when REQ = NEW	ftc-13
DGTS	xxxx	Digits The system waits for dial tone after these additional (1-4) digits.	ftc-12

Prompt	Response	Comment	Pack/Rel
	Xxxxx	Remove digit sequence from table Return to REQ prompt DGTS prompt repeat until <CR> is pressed.	
DIO		Dial 0 recall tone	ftc-13
DIAL		Dial tone	ftc-13
DID	(0)-63	These route types is assigned the entered ART when the route is created in LD 16	
DNDA	0-255 0-255	Do Not Disturb First parameter is the MCAD table cadence entry number. Second parameter is the XCT tone code.	ftc-15
DTPn	(YES) NO	Dial Tone Post-dial Dial tone detector is to be reconnected immediately after Outgoing Access (OACn).	ftc-12
EEST		End-to-End Signaling feedback Tone Indicates that the improved EES tone is used. There is actually no cadence. When using the Enhanced Conference/TDS card, the XCAD prompt is not printed, and the cadence is set to 0 no matter what is entered.	ees-19
END		End treatment for cadence	ftc-14
	REPT	Repeating cycles (defined by the CYCS prompt)	
	ON	End cadence on the "on" phase	
	OFF	End cadence on the "off" phase	

Prompt	Response	Comment	Pack/Rel
ERWT		Expensive Route Warning Tone When defining the hex codes for this tone, only the code for the frequency/level is required as the cadence is provided by software. Enter zero for the other values (e.g., TDSH = 0 0 0 xx, XTON = xxx, XCAD = 000).	ftc-13
FFCT		Flexible Feature Code Confirmation Tone This tone allows users of 500/2500 or multi-line telephones to receive a confirmation tone after activating/deactivating the following features: <ul style="list-style-type: none"> • Call Forward activate/deactivate • Ring Again deactivate • Store/erase Stored Number Redial • all Automatic Wake Up codes • Speed Call store • any verification code 	ffc-15
GBCS		Group Call ringing for BCS (SL-1) sets	grp-13
GCAD	0-(1)-255	Group Call Cadence 500/2500 and Digital set Group Call Ringing Cadence MCAD cadence number It is recommended that the cadence used matches the cadence provided for SL-1 sets (prompt GBCS). GCAD is also used for SL-1 sets in systems with XCT (NT8D17 Conference/TDS) cards.	grp-14
HBCS		Held call ringing for BCS (SL-1) sets	ftc-13

Prompt	Response	Comment	Pack/Rel
HCAD	0-(1)-255	Held call reminder Cadence 500/2500 and Digital set held call reminder ringing cadence MCAD cadence number It is recommended that the cadence used matches the cadence provided for SL-1 sets (prompt HBCS). HCAD is also used for SL-1 sets in systems with XCT (NT8D17 Conference/TDS) cards.	ftc-13
HCCT	(NO) YES	Hardware Controlled Cadences and Tones Modification of the hardware (TDS card) controlled cadence tone definitions allowed. For systems with XCT (NT8D17 Conference/TDS) cards, each feature requires a firmware cadence (XCAD) and tone (XTON). For other TDS cards, the tone and cadence is defined by prompt TDSH.	ftc-13
HLDC		Hold Confirmation tone	ftc-13
HOWL		Howler tone	ftc-13
IBCS		Intercom ringing for BCS (SL-1)sets Distinctive Dial Intercom ringing for BCS (SL-1) sets	ftc-13
ICAD	0-(5)-255	Intercom Cadence 500/2500 and Digital set Dial Intercom Distinctive ringing MCAD cadence number It is recommended that the cadence used matches the cadence provided for SL-1 sets (prompt IBCS). ICAD is also used for SL-1 sets in systems with XCT (NT8D17 Conference/TDS) cards.	ftc-13
ID1	256-(768)-1024		ftc-13

Prompt	Response	Comment	Pack/Rel
		Inter-Digit 1(P10 interdigit pause in milliseconds)	
ID2	256-(512)-1024	Interdigit 2 (P20 interdigit pause in milliseconds)	ftc-13
IDD	256-1024	Interdigit DTMF pause in milliseconds	ftc-13
		Default is 512 if 100 is the response to prompt DTRB in LD 17. Otherwise, the default is 384.	
IDE	256 - (384)	EOS interdigital pause in ms. Prompted if DDD package is equipped and PULS = YES.	ftc-13
ILIN		Nortel Symposium Call Center (NXCC) pending agent Login tone	nxcc-22
ILOU		Nortel Symposium Call Center (NXCC) pending agent Logout tone	nxcc-22
INTU		Intrusion tone	ftc-13
		This cadence repeats the last 8 on/off phases to allow for a special tone burst on the first cycle.	
		For example, a cadence is defined as 3 s on, 3 s off, 1 s on, 3 s off. After the initial burst, the tone repeats in a 1 s on, 3 s off pattern.	
		In order to repeat the initial 3 s burst, it must be entered as the first and last cycle because the first cycle is not repeated. In this case the cadence is defined as: 3 s on, 3 s off, 1 s on, 3 s off, 3 s on 3 s off.	
LDN		Listed Directory Number tone	ftc-13

Prompt	Response	Comment	Pack/Rel
LIMT		Log In Mode Tone for 500/2500 ACD sets This is the tone setting for ACD services to 500/2500 agent sets. You must have Flexible Tones and Cadences (FTC) supported for this feature to function properly. Note: default values for XTON and XCAD should not be used for A-law configuration.	bacd-16
MINT	(NO) YES	Allow tones or announcements (NO- tone default values)	mint-15
MWAN	0-255 0-255	Message Waiting The first parameter is the MCAD table cadence entry number. The second parameter is the XCT tone code.	ftc-15
MWDT		Message Waiting Dial Tone	ftc-13
NBCS		Normal BCS (SL-1 set) ringing	ftc-13
NCAD	(1)-255	Normal Cadence 500/2500 and Digital set ringing MCAD cadence number. (<i>Notes 1 and 3</i>) It is recommended that the cadence used matches the cadence provided for SL-1 sets (prompt NBCS). NCAD is also used for SL-1 sets in systems with XCT (NT8D17 Conference/TDS) cards.	ftc-13
NDR1 BCS		Network Distinctive Ring 1 for BCS (SL-1) sets	ftc-16
NDR1 PBX		Network Distinctive Ring 1 cadence for PBX sets	ftc-16

Prompt	Response	Comment	Pack/Rel
	0-255	500/2500 and Digital set Network Distinctive Ringing cadence 1 MCAD cadence number. It is recommended that the cadence used matches the cadence provided for SL-1 sets (prompt NDR1 BCS). NDR1 PBX is also used for SL-1 sets in systems with XCT (NT8D17 Conference/TDS) cards.	
NDR2 BCS		Network Distinctive Ring 2 for BCS (SL-1) sets	ftc-16
NDR2 PBX	0-255	500/2500 and Digital set Network Distinctive Ringing cadence 2 MCAD cadence number. It is recommended that the cadence used matches the cadence provided for SL-1 sets (prompt NDR2 BCS). NDR2 PBX is also used for SL-1 sets in systems with XCT (NT8D17 Conference/TDS) cards.	ftc-16
NDR3 BCS		Network Distinctive Ring 3 for BCS (SL-1) sets	ftc-16
NDR3 PBX	0-255	500/2500 and Digital set Network Distinctive Ringing cadence 3 MCAD cadence number. It is recommended that the cadence used matches the cadence provided for SL-1 sets (prompt NDR3 BCS). NDR3 PBX is also used for SL-1 sets in systems with XCT (NT8D17 Conference/TDS) cards.	ftc-16
NDR4 BCS		Network Distinctive Ring 4 for BCS (SL-1) sets	ftc-16
NDR4 PBX		Network Distinctive Ring 4 cadence for PBX sets	ftc-16

Prompt	Response	Comment	Pack/Rel
	0-255	500/2500 and Digital set Network Distinctive Ringing cadence 4 MCAD cadence number It is recommended that the cadence used matches the cadence provided for SL-1 sets (prompt NDR4 BCS). NDR4 PBX is also used for SL-1 sets in systems with XCT (NT8D17 Conference/TDS) cards.	
NIPR	(NO) YES	Nightstation announcement priority. If NIPR is set to YES, ANNS is given for each call to the nightstation.	atan-25.4
NRMT		Not Ready (NRDY) Mode Tone for ACD sets This is the tone setting for the NRDY function within ACD services to 500/2500 agent sets. You must have Flexible Tones and Cadences supported for this feature to function properly.	bacd-16
OACn	xxxx Xxxxx	Outgoing Access Code (1-4 digits) Where: n = ACNO response Remove OACn	ftc-12
OBKT		Observe Blocking Tone	ftc-13
OHQ		Off-Hook Queuing tone	ftc-13
OTH	(0)-63 <CR>	Other (ADM, DIC, MDM, PAG, RCD) These route types is assigned the entered ART when the route is created in LD 16. Return to REQ prompt.	ftc-10
OVFL		Overflow tone	ftc-13

Prompt	Response	Comment	Pack/Rel
OVRD		<p>Override tone</p> <p>This cadence repeats the last 8 on/off phases to allow for a special tone burst on the first cycle.</p> <p>For example, a cadence is defined as 3 s on, 3 s off, 1 s on, 3 s off. After the initial burst, the tone repeats in a 1 s on, 3 s off pattern.</p> <p>In order to repeat the initial 3 s burst, it must be entered as the first and last cycle because the first cycle is not repeated. In this case the cadence is defined as: 3 s on, 3 s off, 1 s on, 3 s off, 3 s on 3 s off.</p>	ftc-13
P10		<p>Codes for make/break ratio for 10 pps.</p> <p>Other make/break ratio (Prompt S10P in LD97)</p> <p>North American make/break ratio (Prompt S10P in LD97)</p> <p>(See also CLS P10 in LD 14)</p>	ftc-13
PATI		Patience tone multi-party operations	frta-21
PBCS		Recall or Misoperation ringing for BCS (SL-1) sets (default is SL-1 ringing tone TDS code)	ftc-12
PCAD	0-255	<p>Recall or Misoperation Cadence</p> <p>500/2500 and Digital set Recall or Misoperation ringing cadence MCAD cadence number</p> <p>It is recommended that the cadence used matches the cadence provided for SL-1 sets (prompt PBCS). PCAD is also used for SL-1 sets in systems with XCT (NT8D17 Conference/TDS) cards.</p>	ftc-12

Prompt	Response	Comment	Pack/Rel
PCWT		Precedence Call Waiting Tone When defining the TDS hex codes for this tone, only the code for the frequency/level is required as the cadence is provided by software. Enter zero for the other values (e.g., 0 0 0 xx).	ftc-13
PNNC		Process Notification for Networked Calls tone	mfc-24
PRBK		Precedence Ringback tone	ftc-13
PREM		Preemption tone	ftc-13
PULS	(NO) YES	Pulse timers are to be changed	ftc-13
RBCS		Call Park Recall ringing for BCS (SL-1) sets	ftc-14
RCAD	0-(1)-255	Recall Cadence 500/2500 and digital set Call Park recall ringing cadence MCAD cadence number. RCAD is also used for SL-1 sets in systems with XCT (NT8D17 Conference/TDS) cards.	ftc-14
REQ	CHG	Request Change existing data block	ftc-13
	END	Exit Overlay program	
	NEW	Add new data block to the system	
	OUT	Remove data block	
	PRT	Print data block	
RGAB	0-255 0-255	Station Dialed Busy (calling party allowed to apply Ring Again) The first parameter is the MCAD table cadence entry number. The second parameter is the XCT tone code.	ftc-15

Prompt	Response	Comment	Pack/Rel
RGAR	0-255 0-255	Ring Again is applied by another set The first parameter is the MCAD table cadence entry number. The second parameter is the XCT tone code.	ftc-15
RGBK		Ringback tone	ftc-13
RING	(NO) YES	Change the Ringing feature definitions For systems with NT8D17 Conference/TDS cards, all telephones share the same ringing cadence. SL-1 telephones require an NT8D17 tone (XTON).	ftc-13
ROUT	(0)-127 <CR>	Route Print routes with non-zero ART numbers, along with the ART number. Return to REQ prompt. REQ = NEW or OUT is disallowed for RCDT	ftc-10
RPAW	x xx xx xx	Radio Paging Warning tone	ftc-15
RPCT	0-255 0-255	Confirmation Tone Replaced by an announcement The first parameter is the MCAD table cadence entry number. The second parameter is the XCT tone code.	ftc-15
RVDL	(0) 1 2	Reverse Dial format No Reverse Dial format Reverse Dial format 1 Reverse Dial format 2	ftc-10
SCCT	(NO) YES	Software Controlled Cadences and Tones Modification of the Software Controlled Cadence Tone definitions allowed	ftc-13

Prompt	Response	Comment	Pack/Rel
SPCL		Special dial tone Only the code for the frequency/level is required as the cadence is provided by software. Enter 0 for the other values (e.g., TDSH = 0 0 0 xx, XTON = xxx, XCAD = 000).	ftc-13
SRC	(NO) YES	Source tones (SRC1 through SRC8) are required. Eight intercept Source tones can be defined. These tones are entered in LD 15 in response to the various intercept treatment prompts.	ftc-13
SRC1		Source tone 1 Prompts and default values for TDSH, XTON and XCAD are the same for all SRC1 through SRC8 prompts.	ftc-13
SRC2		Source tone 2	ftc-13
SRC3		Source tone 3	ftc-13
SRC4		Source tone 4	ftc-13
SRC5		Source tone 5	ftc-13
SRC6		Source tone 6	ftc-13
SRC7		Source tone 7	ftc-13
SRC8		Source tone 8	ftc-13
SRT		Set Relocation Tone	ftc-13
SSLK	0-255 0-255	Set Status Lockout First parameter is the MCAD table cadence entry number. Second parameter is the XCT tone code.	ftc-13

Prompt	Response	Comment	Pack/Rel
SURV		Flexible Survivable Dial Tone	ip-25.4
TABL	0-31	FTC Table number To associate a FTC table with a trunk route, enter the table number in response to prompt TTBL in LD 16.	ftc-13
	<CR>	Prints all tables	
TBL	0-31	Announcement table number.	atan-25.4
TDSH	i bb c tt	Hexadecimal code for TDS. Internal/External, burst, cadence and tone (See <i>Note 2</i>) The default value of a TDSH prompt changes according to the tone-type prompt (e.g. NBCS, IBCS, HOWL, etc.) which precedes it.	ftc-14
TEST		Test tone	ftc-13
TIE	(0)-63	CAA, CAM, CSA, TIE These route types is assigned the entered ART when the route is created in LD16.	
TLP		Tone to Last Party	
TLPT TMAT	(0)-30	Tone to Last Party Timer in seconds. No tone = 0. Telephone Messaging Alert Tone	ftc-13
TMOT		Telephone Messaging OK Tone	ftc-13
TONE		Tone to be provide after the dialed digits.	pnp-15
	(DIAL)	Dial tone	
	SPDT	Special Dial Tone	
	SRC-SRC8	Source tones 1-8 (Valid if FTC package [125] is equipped)	

Prompt	Response	Comment	Pack/Rel
TONES	ttt ttt ...	NT8D17 tones (0-255) to be used with each phase of the cadence. Default is no tones (0 0 0 0 0). " Default Firmware Cadence (FCAD) tables " (page 833)	ftc-14
TSUT		Telephone Status Update Tone	ftc-13
TYPE		Type of data block	ftc-13
	AANN	PC Attendant Announcement data block	atan-25.4
	DTAD	Special Dial tone After Dialed number data block	
	FCAD	Firmware Cadence data block	ftc-15
	FDTD	Flexible Dial Tone Detection data block	
	FTC	Flexible Tones and Cadences data block	ftc-13
	MCAD	Master Cadence data block	ftc-14
	RART	Route Access Restriction Table data block REQ = NEW or OUT is disallowed for RART.	
	RCDT	Route Category Default Table data block REQ = NEW or OUT is disallowed for RCDT.	
	TBAR	Trunk Barring data block	
USER	(NO) YES	Print Users of this table and tone table values (tone table value only) Prompted when REQ = PRT	ftc-13
WCAD	0-225	Cadence number in the Firmware Cadence table (FCAD) Cadence number 0 is reserved for continuous tone and is not changeable.	ftc-14
WTON	(NO) YES	Define tones associated with the cadence. Prompted for systems equipped with Conference /TDS / MF Sender cards.	ftc-14

Prompt	Response	Comment	Pack/Rel
XCAD	0-(2)-255	XCT (NT8D17 Conference/TDS) Cadence number (FCAD cadence number) The default range of a XCAD prompt changes according to the tone-type prompt (e.g. DBCS, HOWL, etc.) which precedes it.	ftc-19
XTON	0-(2)-255	XCT (NT8D17 Conference/TDS) Tone code	ftc-19

LD 57: Flexible Feature Codes

Overlay program 57 allows the implementation and administration of the Flexible Feature Codes (FFC) software and hardware.

Up to 100 user access codes can be entered at a time for one or more different codes. After entering 100 user access codes, SCH8891 is output.

If the Directory Number Expansion (DNXP) package 150 is equipped, up to 7 digits are allowed for Flexible Feature Codes. Otherwise, a maximum of 4 digits can be entered.

Prompts and responses

Prompt	Response	Comment
REQ	aaa	Request
TYPE	FFC	Type of data block
CUST	xx	Customer number associated with this function
FFCT	(NO) YES	Flexible Feature Confirmation Tone
CEPT - REP*	(NO) YES 0-9	Conference European Des Postes Tel defaults Replacement for the * in the CEPT default codes
ALL	(NO) YES	Remove all Flexible Feature Codes (only prompted when REQ = OUT).
- CODE	aaaa	Specific Flexible Feature Code mnemonic to remove (only prompted when ALL = NO).
- ADMN	ADMN xxxx	Set-based Administration sequence code Enter Flexible Feature Code
- AFTO	AFTO xxxx	DSN Flash Precedence code Enter Flexible Feature Code
- AREM	AREM xxxx	Automatic Set Removal code Enter Flexible Feature Code
- ASRC	ASRC xxxx	Automatic Set Relocation code Enter Flexible Feature Code

Prompt	Response	Comment
- ATDA	ATDA xxxx	Autodial Activated Enter Flexible Feature Code
- ATDD	ATDD xxxx	Autodial Deactivated code Enter Flexible Feature Code
- ATVF	ATVF xxxx	DSN Immedicate Precedence code Enter Flexible Feature Code
- ATVM	ATVM xxxx	DSN Priority Precedence code Enter Flexible Feature Code
- ATVP	ATVP xxxx	DSN Flash Override Precedence code Enter Flexible Feature Code
- AUTH	AUTH xxxx	Authorization code Enter Flexible Feature Code
- AVNR	AVNR xxx	DSN Routine Call code Enter Flexible Feature Code. Where xxx = 0-999
- AWUA	AWUA xxxx	Automatic Wake Up Activate code Enter Flexible Feature Code
- AWUD	AWUD xxxx	Automatic Wake Up Deactivate code Enter Flexible Feature Code
- AWUV	AWUV xxxx	Automatic Wake Up Verify code Enter Flexible Feature Code
- BNRA	BNRA xxxx	Busy Number Redial code Enter Flexible Feature Code
- BNRD	BNRD xxxx	Busy Number Redial Deactivate code Enter Flexible Feature Code
- CCFA	CCFA xxxx	Customer Call Forward code Enter Flexible Feature Code
- CCFD	CCFD xxxx	Customer Call Forward Deactivate code Enter Flexible Feature Code
- CDRC	CDRC xxxx	CDR Charge Account code Enter Flexible Feature Code
- CFDD	CFDD xxxx	Call forward destination deactivation Enter Flexible Feature Code
- CFHO	CFHO xxxx	Call Forward/HUNT Override via FFC code Enter Flexible Feature Code
- CFWA	CFWA xxxx	Call Forward All Calls Activate code Enter Flexible Feature Code
- CFWD	CFWD xxxx	Call Forward All Calls Deactivate code Enter Flexible Feature Code
- CFWV	CFWV xxxx	Call Forward All Calls Verify code Enter Flexible Feature Code

Prompt	Response	Comment
- COND	COND xxxx	Conference Diagnostics code Enter Flexible Feature Code
- CPAC	CPAC xxxx	Call Park Access Code Enter Flexible Feature Code
- CPP	CPP xxxx	Calling Party Privacy code Enter Flexible Feature Code
- CPPO	CPPO (*82) xxxx	Calling Party Privacy Override code Enter Flexible Feature Code
- CPRK	CPRK xxxx	Call Park code Enter Flexible Feature Code
- CSHF	CSHF xxxx	Centrex Switchhook Flash code Enter Flexible Feature Code
- CWGA	CWGA xxxx	Call Waiting Activated code Enter Flexible Feature Code
- CWGD	CWGD xxxx	Call Waiting Deactivated code Enter Flexible Feature Code
- C6DS	C6DS xxxx	Six-Party Conference code Enter Flexible Feature Code
- DEAF	DEAF xxxx	Deactivate Feature code Enter Flexible Feature Code
- DPVS	DPVS xxxx	Data Port Verification code Enter Flexible Feature Code
- ELKA	ELKA xxxx	Electronic Lock Activate code Enter Flexible Feature Code
- ELKD	ELKD xxxx	Electronic Lock Deactivate code Enter Flexible Feature Code
- EOVR	EOVR xxxx	Enhanced Override code Enter Flexible Feature Code
- FDIS	FDIS xxxx	Forced Disconnect code Enter Forced Disconnect code
- GHTA	GHTA xxxx	Group Hunt Termination Allowed code Enter Flexible Feature Code
- GHTD	GHTD xxxx	Group Hunt Termination Disallowed code Enter Flexible Feature Code
- GRPF	GRPF xxxx	Group Call code Enter Flexible Feature Code
- - GRCL	xxxx	Group Call List number (configured in LD18).
- HIDN	HIDN xxxx	Hospitality Identification (Hospitality Management) code Enter Flexible Feature Code

Prompt	Response	Comment
- HOLD	HOLD xxxx	Permanent Hold code Enter Flexible Feature Code
- ICFA	ICFA xxxx	Internal Call Forward Activate code Enter Flexible Feature Code
- ICFD	ICFD xxxx	Internal Call Forward Deactivate code Enter Flexible Feature Code
- ICFV	ICFV xxxx	Internal Call Forward Verify code Enter Flexible Feature Code
- INST	INST xxxx	Set based administration Installer code Enter Flexible Feature Code
- HREL	HREL xxxx	Hospitality Relocation (Hospitality Management) code Enter Flexible Feature Code
- ICPA	ICPA xxxx	Intercept Computer Interface Activate code Enter Flexible Feature Code
- ICPD	ICPD xxxx	Intercept Computer Interface Deactivate code Enter Flexible Feature Code
- ICPO	ICPO xxxx	Intercept Computer Interface Override code Enter Flexible Feature Code
- ICPP	ICPP xxxx	Intercept Computer Interface Print code Enter Flexible Feature Code
- IMS	IMS xxxx	Integrated Message System access code Enter Flexible Feature Code
- ITXX	xxxx	For "1xx" Special Services (up to 4 digits)
- - RTXX	xxxx	CO route number for the "1xx" service
- LILO	LILO xxxx	Log In-Log Out for 500/2500 ACD sets code Enter Flexible Feature Code
- MCAN	MCAN xxxx	Cancel a Transfer or Conference from a mobile phone. Enter Flexible Feature Code Mobile Extension package (412) must be equipped.
- MCFA	MCFA xxxx	Activate a Conference from a mobile phone. Enter Flexible Feature Code. Mobile Extension package (412) must be equipped.
- MCOM	MCON xxxx	Complete a Conference or Transfer from a mobile phone. Enter Flexible Feature Code. Mobile Extension package (412) must be equipped.
- MLIO	MLIO xxxx	Multi-Language I O code Enter Flexible Feature Code
- MNT	MNT xxxx	Enter set-based Maintenance sequence code Enter Flexible Feature Code
- MNTC	MNTC xxxx	Maintenance Access code Enter Flexible Feature Code

Prompt	Response	Comment
- MSBA	MSBA xxxx	Make Set Busy Activated code Enter Flexible Feature Code
- MSBD	MSBD xxxx	Make Set Busy Deactivated code Enter Flexible Feature Code
- MTGL	MTGL xxxx	Enables a mobile phone use to toggle between the two parties in a Conference or Transfer. Enter Flexible Feature Code. Mobile Extension package (412) must be equipped.
- MTRC	MTRC xxxx	Malicious Call Trace code Enter Flexible Feature Code
- MTRN	MTRN xxxx	Activate the Mobile Extension transfer feature. Enter Flexible Feature Code. Mobile Extension package (412) must be equipped.
- MWRA	MWRA xxxx	Repeat Multiple Wake Up Activated code Enter Flexible Feature Code
- MWUA	MWUA xxxx	Multiple Wake Up Activated code Enter Flexible Feature Code
- MWUD	MWUD xxxx	Multiple Wake Up Deactivated code Enter Flexible Feature Code
- NRDY	NRDY xxxx	Not Ready Activation/Deactivation for 500/2500 ACD sets code Enter Flexible Feature Code
- OVRD	OVRD xxxx	Override and Priority Override code Enter Flexible Feature Code
- OCBA	OCBA xxxx	Outgoing Call Barring feature code Enter Flexible Feature Code
- OCBD	OCBD xxxx	Outgoing Call Barring Deactivate code Enter Flexible Feature Code
- OCBV	OCBV xxxx	Verify the Outgoing Call Barring feature code Enter Flexible Feature Code
- PCAA	PCAA xxxx	Personal Call Assistant Activate code Enter Flexible Feature Code
- PCAD	PCAD xxxx	Personal Call Assistant Deactivate code Enter Flexible Feature Code
- PCAV	PCAV xxxx	Personal Call Assistant Verify code Enter Flexible Feature Code
- PGAP	PGAP xxxx	Answer Parallel Paging code Enter Flexible Feature Code
- PGIP	PGIP xxxx	Initiate Parallel Paging code Enter Flexible Feature Code

Prompt	Response	Comment
- PGSP	PGSP xxxx	Initiate Serial Paging code Enter Flexible Feature Code
- PLDN	PLDN xxxx	Pilot DN code Enter Flexible Feature Code
- - USE	aaaa	Use (aaaa = GPHT, SCLU, or SCLC)
- - LSNO	nnnn	List Number
- - HTYP	aaa	Hunting Type (aaa = (LIN) or RRB)
- - CFWI	(NO) YES	Call Forward All Calls have priority over Group Hunting
- - MQUE	aaaa	Limit to calls Queued against pilot DN (aaa = (ALL), 0, 1, or ACTM)
- PONW	PONW xxxx	Priority Override Network Wide Enter Flexible Feature Code
- PUDN	PUDN xxxx	Pick Up DN code Enter Flexible Feature Code
- PUGR	PUGR xxxx	Pick Up Group code Enter Flexible Feature Code
- PURN	PURN xxxx	Pick Up Ringing Number code Enter Flexible Feature Code
- RCFA	RCFA xxxx	Remote Call Forward Activate code Enter Flexible Feature Code
- RCFD	RCFD xxxx	Remote Call Forward Deactivate code Enter Flexible Feature Code
- RCFV	RCFV xxxx	Remote Call Forward Verify code Enter Flexible Feature Code
- RDLN	RDLN xxxx	Redial Last Number code Enter Flexible Feature Code
- RDNE	RDNE xxxx	Redial Number Erase code Enter Flexible Feature Code
- RDSN	RDSN xxxx	Redial Saved Number code Enter Flexible Feature Code
- RDST	RDST xxxx	Redial Store code Enter Flexible Feature Code
- RGAA	RGAA xxxx	Ring Again Activate code Enter Flexible Feature Code
- RGAD	RGAD xxxx	Ring Again Deactivate code Enter Flexible Feature Code
- RGAV	RGAV xxxx	Ring Again Verify code Enter Flexible Feature Code
- RMST	RMST xxxx	Room Status code Enter Flexible Feature Code

Prompt	Response	Comment
- RPAN	RPAN xxxx	Radio Paging Answer call code Enter Flexible Feature Code
- RPAX	RPAX xxxx	Radio Paging Access code Enter Flexible Feature Code
- SADS	SADS xxxx	SAR Disable code Enter Flexible Feature Code
- SAEN	SAEN xxxx	SAR Enable code Enter Flexible Feature Code
- SALK	SALK xxxx	SAR Lock code Enter Flexible Feature Code
- SAUN	SAUN xxxx	SAR Unlock code Enter Flexible Feature Code
- SCPC	SCPC xxxx	Station Control Password Change code Enter Flexible Feature Code
- SFAC	SFAC xxxx	Secretarial Filtering Access code Enter Flexible Feature Code
- SPCC	SPCC xxxx	Speed Call Controller code Enter Flexible Feature Code
- SPCE	SPCE xxxx	Speed Call Erase code Enter Flexible Feature Code
- SPCU	SPCU xxxx	Speed Call User code Enter Flexible Feature Code
- SSPU	SSPU xxxx	System Speed Call User code Enter Flexible Feature Code
- TFAS	TFAS xxxx	Trunk Answer From Any Station code Enter Flexible Feature Code
- TNDN	TNDN xxxx	Enter the DN-to-TN conversion utility code Enter Flexible Feature Code
- TRMD	TRMD xxxx	Terminal Diagnostics code Enter Flexible Feature Code
- TRVS	TRVS xxxx	Trunk Verification code Enter Flexible Feature Code
- USER	USER xxxx	Set based administration User code Enter Flexible Feature Code
- USCR	USCR xxxx	User Selectable Call Redirection code Enter Flexible Feature Code
- USTA	USTA xxxx	User Status code Enter Flexible Feature Code

Prompt	Response	Comment
- VTLF	VTLF xxxx	Virtual Office Terminal Logoff Enter Flexible Feature Code
- VTLN	VTLN xxxx	Virtual Terminal Login Enter Flexible Feature Code

Alphabetical list of prompts

Prompt	Response	Comment	Pack/Rel
ADMN	xxxx	Enter set-based administration sequence (used to configure trunks)	supp-16
ALL	(NO) YES	Remove all Flexible Feature Codes Prompted when REQ = OUT. Choose default (NO) if removing individual Flexible Feature Codes. Enter the selected code at the CODE prompt and the actual Flexible Feature Code when the Flexible Feature Code is displayed.	ffc-15
AREM	xxxx	Automatic Set Removal code	supp-16
ASRC	xxxx	Automatic Set Relocation Code	sr-15
ATDA	xxxx	Autodial Activated	ffc-20
ATDD	xxxx	Autodial Deactivated	ffc-20
AUTH	xxxx	Authorization code	baut-15
AWUA	xxxx	Auto Wake Up Activate code	awu-15
AWUD	xxxx	Auto Wake Up Deactivate code	awu-15
AWUV	xxxx	Auto Wake Up Verify	awu-15
BNRA	xxxx	Activate the Busy Number Redial feature	ffc-21
BNRD	xxxx	Deactivate the Busy Number Redial feature	ffc-21

Prompt	Response	Comment	Pack/Rel
C6DS	xxxx	Six-Party Conference code	awu-15
CCFA	xxxx	Activate the Customer Call Forward feature	ffc-21
CCFD	xxxx	Deactivate the Customer Call Forward feature	ffc-21
CDRC	xxxx	CDR Charge Account code	chg-15
CEPT	(NO) YES	Conference European Des Postes Tel defaults are to be used. CEPT is prompted when REQ = NEW. If CEPT = YES, then all CEPT defaults is set up. The default value for CPP is *67 if Calling Party Privacy (CPP) package 301 is equipped.	basic-15
CFBA	(NO) YES	Call Forward Busy Activated Call Forward to attendant	pldn-15
CFDD		Call forward destination deactivation code	chffc ffc-22
CFHO	xxxx	Call Forward/HUNT Override via FFC	optf-15
CFWA	xxxx	Call Forward All Calls Activate code	optf-15
CFWD	xxxx	Call Forward All Calls Deactivate code	optf-15
CFWI		Call Forward All Calls have priority over Group Hunting	optf-15
	(NO)	Skip idle station with CFW active	
	YES	Terminate on idle station with CFW active	
		Prompted when USE = GPHT	
CFWV	xxxx	Call Forward All Calls Verify code	optf-15

Prompt	Response	Comment	Pack/Rel
CODE	aaaa	<p>Specific Flexible Feature Code (FFC) type. Where aaaa = mnemonic of FFC type to be changed. (e.g., AUTH, CPP, etc.)</p> <p>Two actions are required to change a specific FFC:</p> <ol style="list-style-type: none"> 1. Enter the mnemonic of the FFC to be changed and then enter <CR>. The mnemonic of the FFC is presented. 2. enter the desired numeric value for the FFC <p>The Flexible Feature Code can be up to 4 digits, or up to 7 digits when Directory Number Expansion (DNXP) package (150) is equipped. CODE is prompted when ALL = NO.</p> <p>Example: to change the Flexible Feature Code for Call Park to 88, respond to CODE as follows:</p> <p><u>Prompt</u> <u>Response</u></p> <p>CODE CPRK <CR></p> <p>CPRK <88CR></p> <p>CODE <CR> (No further prompts, return to REQ)</p> <p>FDIS Forced Disconnect.</p> <p>PONW Priority Override/Breakin Network wide code.</p> <p><CR> No further prompts, return to REQ.</p>	ffc-15
COND	xxxx	Conference Diagnostics code	basic-15
CPAC	xxxx	Call Park Access Code	cpk-15
CPP	xxxx	Calling Party Privacy	cpp-21
CPPO	(*82) xxxx	Calling Party Privacy Override code	cpp-23
CPRK	xxxx	Call Park code	cpk-15
CSHF	xxxx	Centrex Switchhook Flash code	thf-15

Prompt	Response	Comment	Pack/Rel
CUST	xx	Customer number associated with this function as defined in LD 15	cust-15
CWGA	xxxx	Call Waiting Activated	ffc-20
CWGD	xxxx	Call Waiting Deactivated	ffc-20
DEAF	xxxx	Deactivate Feature (deactivates RDLN, RGA, CFW, GHD and SNA codes. Same operation as ATDD, CFWD, MSBD, CWGD and RGAD	optf-15
DPVS	xxxx	Data port verifications code	basic-15
ELKA	xxxx	Electronic Lock Activate code	basic-15
ELKD	xxxx	Electronic Lock Deactivate code	basic-15
EOVR	xxxx	Enhanced Override (manual Forced Camp-On followed by Priority Override)	povr-20
FDIS	xxxx	Force Disconnect code.	ponw-25.4
FFCT	(NO) YES	Flexible Feature Confirmation Tone This tone allows users of 500/2500 or multi-line telephones to receive a confirmation tone after activating/deactivating the following features: <ul style="list-style-type: none"> • Call Forward activate, deactivate • Ring Again deactivate • Store/erase Stored Number Redial • all Automatic Wake Up codes • Speed Call store • any verification code 	ffc-15
GHTA	xxxx	Group Hunt Termination Allowed	pldn-15

Prompt	Response	Comment	Pack/Rel
GHTD	xxxx	Group Hunt Termination Disallowed	pldn-15
GRCL	xxxx	Group Call List number (configured in LD18).	ffc-20
GRPF	xxxx	Group Call	ffc-20
HIDN	xxxx	Hospitality Identification	hosp-16
HOLD	xxxx	Permanent Hold code	basic-15
HREL	xxxx	Hospitality Relocation	hosp-16
HTYP		Hunting Type	pldn-15
	(LIN)	Linear Hunting	
	RRB	Round Robin Hunting	
		Prompted when USE = GPHT	
ICFA	xxxx	Internal Call Forward Activate code	icf-19
ICFD	xxxx	Internal Call Forward Deactivate code	icf-19
ICFV	xxxx	Internal Call Forward Verify code	icf-19
ICPA	xxxx	Intercept Computer Interface Activate code	icp-10
ICPD	xxxx	Intercept Computer Interface Deactivate code	icp-10
ICPO	xxxx	Intercept Computer Interface Override code	icp-10
ICPP	xxxx	Intercept Computer Interface Print code	icp-10
IMS	xxxx	Integrated Message System Access code	ims-15
INST	xxxx	Set based administration Installer	adminset-21

Prompt	Response	Comment	Pack/Rel
ITXX	xxxx	For '1xx' Special Services (up to 4 digits)	ees-18
LILO	xxxx	Login-Logout for 500/2500 ACD sets Dialing the number programmed here allows an ACD Agent on a 500/2500 telephone to toggle between Login and Logout. There is no confirmation tone.	bacd-16
LSNO	nnnn	List Number SCL/SSC/GHT list number LSNO is prompted when the PLDN response has not been defined as a GPHT pilot DN.	pldn-15
MCAN	xxxx	Cancel a Transfer or Conference from a mobile phone. Where xxxx is a 1-4 digit number.	mobx-5.50
MCFA	xxxx	Activate a Conference from a mobile phone. Where xxxx is a 1-4 digit number.	mobx-5.50
MCOM	xxxx	Complete a Conference or Transfer from a mobile phone. Where xxxx is a 1-4 digit number.	mobx-5.50
MLIO	xxxx	Multi-Language I O	mlio-16
MNT	xxxx	Enter set-based maintenance sequence (used to enable or disable trunks).	mlio-16
MNTC	xxxx	Maintenance Access code	basic-15
MQUE		Limit to calls queued against pilot DN	supp-16

Prompt	Response	Comment	Pack/Rel
	(All)	No limit to the number of queued calls	
	0	No calls to be queued	
	1	One call can be queued.	
	ACTM	Active Members (Allowed with French Type Approval (FRTA) package 197)	
MSBA	xxxx	Make Set Busy Activated.	ffc-20
MSBD	xxxx	Make Set Busy Deactivated.	ffc-20
MTGL	xxxx	Enables a mobile phone use to toggle between the two parties in a Conference or Transfer. Where xxxx is a 1-4 digit number.	mobx-5.50
MTRC	xxxx	Malicious Call Trace code	mct-15
MTRN	xxxx	Activate the Transfer feature from a mobile phone. Where xxxx is a 1-4 digit number.	mobx-5.50
MWRA	xxxx	Multiple Wake Up Activated Automatic Wake Up (AWU) package 102 must be equipped for the MWU FFC codes to be available.	ffc-20
MWUA	xxxx	Repeat Multiple Wake Up Activated.	ffc-20
MWUD	xxxx	Multiple Wake Up Deactivated	ffc-20
NRDY	xxxx	Not Ready activation/deactivation for 500/2500 ACD sets Dialing the number programmed here allows an ACD Agent on a 500/2500 telephone to toggle in and out of the Not Ready state like other ACD Agents. There is no confirmation tone returned.	bacd-16
OCBA	xxxx	Activate the Outgoing Call Barring feature	ffc-21

Prompt	Response	Comment	Pack/Rel
OCBD	xxxx	Deactivate the Outgoing Call Barring feature	ffc-21
OCBV	xxxx	Verify the Outgoing Call Barring feature	ffc-21
OVRD	xxxx	Override and Priority Override	povr-20
PCAA	xxxx	Personal Call Assistant Activate code	pca-398
PCAD	xxxx	Personal Call Assistant Deactivate code	pca-398
PCAV	xxxx	Personal Call Assistant Verify code	pca-398
PGAP	xxxx	Answer Parallel Paging code.	ffc-14
PGIP	xxxx	Initiate Parallel Paging code.	ffc-14
PGSP	xxxx	Initiate Serial Paging code.	ffc-14
PLDN	xxxx	Pilot DN	supp-15
PONW	xxxx	Priority Override Network Wide code.	ponw-25.4
PUDN	xxxx	Pick Up DN code.	grp-15
PUGR	xxxx	Pick Up Group code.	grp-15
PURN	xxxx	Pick Up Ringing Number code.	grp-15
RCFA	xxxx	Remote Call Forward Activate code.	optf-15
RCFD	xxxx	Remote Call Forward Deactivate code.	optf-15
RCFV	xxxx	Remote Call Forward Verify code.	optf-15
RDLN	xxxx	Redial Last Number code.	lnr-15

Prompt	Response	Comment	Pack/Rel
RDNE	xxxx	Redial Number Erase code.	snr-15
RDSN	xxxx	Redial Saved Number code.	snr-15
RDST	xxxx	Redial Store code.	snr-15
REP*	0-9	One digit replacement for the * in the CEPT default codes. The CEPT defaults is defined again with this digit used in place of the "*". In addition, the trailing # is omitted. REP* is prompted only when REQ = NEW and CEPT = YES. Use <CR> to create only CEPT defaults. Note that digit replacement is blocked for CPP defaults.	ffc-15
	<CR>	No change to defaults	
REQ		Request	ffc-15
	CHG	Change existing data.	
	END	Exit Overlay program.	
	NEW	Create a new data block.	
	OUT	Remove Data Block.	
	PRT	Print Data Block.	
RGAA	xxxx	Ring Again Activate code.	optf-15
RGAD	xxxx	Ring Again Deactivate code.	optf-15
RGAV	xxxx	Ring Again Verify code.	optf-15
RMST	xxxx	Room Status code	rms-15
RPAN	xxxx	Radio Paging Answer call code	rpa-20
RPAX	xxxx	Radio Paging Access code	rpa-20

Prompt	Response	Comment	Pack/Rel
RTXX	0-511	CO route number for the "1xx" service	ees-18
SADS	xxxx	SAR Enable code	sar-20
SAEN	xxxx	SAR Lock code	sar-20
SALK	xxxx	Ring Again Activate code	sar-20
SAUN	xxxx	SAR Unlock code	sar-20
SCPC	xxxx	Station Control Password Change code	basic-15
SFAC	xxxx	Secretarial Filtering Access code	ffcsf-15
SPCC	xxxx	Speed Call Controller code	optf-15
SPCE	xxxx	Speed Call Erase code	ffc-14
SPCU	xxxx	Speed Call User code	optf-15
SSPU	xxxx	System Speed Call User code	optf-15
TFAS	xxxx	Trunk Answer From Any Station code	basic-15
TNDN	xxxx	Enter the DN-to-TN conversion utility.	supp-16
TRMD	xxxx	Terminal Diagnostics code	basic-15
TRVS	xxxx	Trunk Verification code	tvS-15
TYPE	FFC	Flexible Feature Codes data block	ffc-15
USCR	xxxx	User Selectable Call Redirection	uscr-19

Prompt	Response	Comment	Pack/Rel
USE	GPHT	Initiate Group Hunting	pldn-15
	SCLU	SCL/SSC List User	
	SCLC	SCL/SSC List Controller	
		Prompted when the PLDN response has not already been defined.	
USER	xxxx	Set based administration User	adminset-21
USTA	xxxx	User Status code	basic-15
VTLF	xxxx	Virtual Terminal Logoff	arie-25
VTLN	xxxx	Virtual Terminal Login	arie-25

LD 58: Radio Paging

Overlay program 58 allows the definition of options on a Radio Paging Access Code (RPAX) basis per customer.

Prompts and responses

Contents

Section
<i>Prompts and responses by data block:</i>
"RPAX: Radio Paging Access Code data block" (page 875)
"RPCD: Radio Paging Customer Data block" (page 876)
"RPS: Radio Paging System data block" (page 877)
"TBL: Translation Table access data block" (page 877)

RPAX: Radio Paging Access Code data block

Prompt	Response	Comment
REQ	aaa	Request (aaa = CHG, END, NEW, OUT, or PRT)
TYPE	RPAX	Radio Paging Access Code data block
CUST	xx	Customer number associated with this function
SNUM	0-15	System Number
RPAX	nnnn	Radio Paging Access code
- ROUT	0-511	Route number
- PANN	(NO) YES	Recorded Paging Announcement
- - RPAR	0-511	Route number that provides the recorded announcement
- INTR	xxxx	Treatment for internal calls to pager which is in the rack

Prompt	Response	Comment
- RANR	x...x	Route number that provides the recorded announcement, prompted if INTR = RAN
- MMDN	xxxx	Meridian Mail DN which provides the recorded announcement or the defined function, prompted if INTR or EXTR = MAIL
- EXTR		Treatment for external calls to pager which is in the rack
- RANR	x...x	Route number that provides the recorded announcement, prompted if EXTR = RAN
- BYPS	(NO) YES	Bypass the DN-PSA translation
- OPER	aaaa	Operation (aaaa = (AUTO) or MANU)
- - INTM	(0)-1-9	Internal Mode digit for this RPAX
- - TRDN	(0)-7	Transmit this number of digits of caller's DN to paging equipment
	(0)- 16	Number of digits of caller's DN to paging equipment
- PATH	aaaa	Type of path to be provided (aaaa = (NONE), SPCH, or RNGB)
- - TWSP	aaaa	Two-way Speech Path with a mobile pager allowed (aaaa = (BOTH) or INT)
- - ACPS	(YES) NO	Radio Paging System to provide call-in-progress signals
- - - ACPT	(YES) NO	Call Accepted is to be detected
- DCHR	xxxx	Display Characters

RPCD: Radio Paging Customer Data block

Prompt	Response	Comment
REQ	aaa	Request (CHG, END, NEW, OUT, or PRT)
TYPE	RPCD	Radio Paging Customer Data block
CUST	xx	Customer number associated with this function
RPTO	a...a	Radio Paging Tone (a...a = (SPCL), DIAL, or NONE)
MRPS	(NO) YES	Multiple Radio Paging Systems
TRAN	aaa	Translation type (aaa = (TAB), TWO, THR, FOR, or NO)
DNLN	1-(4)-16	DN Length
PRET	(YES) NO	Pretranslation for Radio Paging
RCRG	0-(6)-20	Number of Ring Cycles when recall to transferring set, before reroute to attendant
RCTI	0-(30)-120	Time to wait for a "BUSY" transferring set to become idle
RCAL	(NO) YES	Recall if busy from RPA
TBTR	4-(10)-30	Time between two recall attempts (to an SL-1 set)

RPS: Radio Paging System data block

Prompt	Response	Comment
REQ	aaa	Request (aaa = CHG, END, NEW, OUT, or PRT)
TYPE	RPS	Radio Paging System data block
CUST	xx	Customer number associated with this function
SNUM	0-15	System Number
PSAL	1-7	Paging System Access code Length
RTIM	0-(60)-630	Length of the Recall Timer
STO	10-(30)-630	Length of time required for Speech Path to be maintained in seconds
NSTO	10-(30)-630	Length of time required for paging when No Speech Path is required
MTO	0-(150)-630	Length of the Meet-Me Timeout timer in seconds.

TBL: Translation Table access data block

Prompt	Response	Comment
REQ	aaa	Request (aaa = CHG, END, NEW, OUT, or PRT)
TYPE	TBL	Translation Table access
CUST	xx	Customer number associated with this function
SNUM	0-15	System Number
DNPS	xxxx yyyy	The DN to be translated and the number of the paging equipment to which the DN is assigned.
TABT	aaa	Table Type (aaa = DNP, NPS, or UPS)
RANG	xxxx...xxxx	Print DN Range from the first DN to the second DN

Alphabetical List of Prompts

Prompt	Response	Comment	Pack/Rel
ACPS	(YES) NO	Radio Paging System to provide the call-in-progress signals	rpa-15

Prompt	Response	Comment	Pack/Rel
ACPT	(YES) NO	<p>Call Accepted is to be detected.</p> <p>Prompted when PATH = RRGB or SPCH.</p> <p>If PATH = RRGB or SPCH and ACPT = YES, then ringback is provided only when the call accepted signal is received. Speech path opens when Start-talk signal is received.</p> <p>If PATH = RRGB and ACPT = NO, then ringback is provided when all the paging information has been entered.</p> <p>If PATH = SPCH and ACPT = NO, then speech path is provided when all paging information has been sent (number processed).</p>	
BYPS	(NO) YES	<p>By-pass the DN-PSA translation</p> <p>YES means that meet-me is not available and that the trunk is accessed directly; the next prompt is RPAX. Prompted when MRPS = NO.</p>	rpa-15
CUST	xx	Customer number associated with this function as defined in LD 15.	rpa-15
DCHR	xxxx (PAGE)	<p>Display Characters. Enter X to remove all characters</p> <p>Characters to be displayed on sets with Call Party Name Display (CPND) activated (replaces the FFC) (one per page).</p>	rpa-15
DNLN	0 - (4) - 16	<p>DN Length</p> <p>Prompted if TRAN = NO, TWO, THR, or FOR</p>	rpa-15
DNPS	xxxx yyyy Xxxxx <CR>	<p>The DN to be translated and the number of the paging equipment to which the DN is assigned. This prompt is repeated to allow multiple entries.</p> <p>The DN to be deleted from the entry</p> <p>Stops the DNPS prompt</p>	rpa-15
EXTR		Treatment for external calls to pager which is in the rack.	rpa- 23

Prompt	Response	Comment	Pack/Rel
	(BUSY)	Caller gets busy tone.	
	ATT	Call is routed to the attendant.	
	SRC1 - SRC8	Tones or announcement delivered from the TDS card, programmed in Overlay 56.	
	RAN	Call is routed to the RAN machine.	
	MAIL	Call is routed to Meridian Mail.	
INTR		Treatment for internal calls to pager which is in the rack.	rpa- 23
	(BUSY)	Caller gets busy tone.	
	ATT	Call is routed to the attendant.	
	SRC1 - SRC8	Tones or announcement delivered from the TDS card, programmed in Overlay 56.	
	RAN	Call is routed to the RAN machine.	
	MAIL	Call is routed to Meridian Mail.	
INTM	1-9-(0)	Internal Mode digit for this RPAX	rpa-15
	<CR>	Default is the mode digit defined in EXTM	
MMDN	xxxx	Meridian Mail DN which provides the recorded announcement or the defined function, prompted if INTR = MAIL. Up to 4 digits, up to 7 digits with Directory Number Expansion (DNXP) package 150.	rpa- 23
MRPS	(NO) YES	Multiple Radio Paging Systems	rpa-15
MTO	0-(150)-630	Length of the Meet-Me Timeout timer in seconds, after the STO or NSTO timer has expired Where: 0 = no meet-me after STO or NSTO has expired. 10 second resolution.	rpa-15

Prompt	Response	Comment	Pack/Rel
NSTO	10-(30)-630	Length of time required for paging when No Speech Path is required. 10 second resolution.	rpa-15
OPER	(AUTO)	Automatic Operation	rpa-15
	MANU	Manual Operation	
PANN	(NO) YES	Recorded Paging Announcement allowed (denied) for this route	rpa-15
PATH	(NONE)	No speech path or ringback provided	rpa-15
	SPCH	Speech path provided	
	RNGB	Ringback to the calling party provided	
PRET	(YES)	Pretranslation for Radio Paging calls Allowed.	rpa- 23
	NO	Pretranslation for Radio Paging calls Denied.	
PSAL	1-7	Paging System Access code length Number of digits that are to be used to identify individual paging devices	rpa-15
RANG	xxxx xxxx xxxx <CR>	Print DN Range from the first DN to the second DN. Print this DN. Print all DNs DNs are those listed in the Radio Paging (RPA) translation table. Prompted when TABT = DNP	rpa-15
RANR	x...x	Route number that provides the recorded announcement, prompted if EXTR = RAN or if INTR = RAN, where: <ul style="list-style-type: none"> x...x = 0-511 for Large System and CS 1000E x...x = 0-127 for Small System, CS 1000S, MG 1000B and MG 1000T 	rpa- 23
RCAL	(NO) YES	Recall if busy from RPA.	rpa-15

Prompt	Response	Comment	Pack/Rel
RCRG	0-(6)-20	Number of ring cycles when recall to transferring set, before reroute to attendant.	rpa-15
	X	Where: 0 = use value entered in response to CFNA prompt in LD 15 Reroute to attendant (that is, no recall attempts to transferring set).	
RCTI	0-(30)-120	Time to wait for a "BUSY" transferring set to become idle. After this time the call is routed to the attendant.	rpa-15
REQ		Request	rpa-15
	CHG	Change existing data block.	
	END	Exit Overlay program.	
	NEW	Create a new data block.	
	OUT	Remove data block.	
	PRT	Print data block.	
ROUT	0-511	Route number of the trunk route connected to this paging system. Route must be defined as PRA in LD 14 and 16.	rpa-15
RPAR	0-511	The route number where the recorded announcement is provided from. Route must be defined as RAN in LD 16.	rpa-15
RPAX	nnnn	Radio Paging Access Code Tis prompt is repeated to allow multiple entries.	rpa-15
	<CR>	Stop RPAX prompt. Access Codes must previously be defined in LD 57.	
RPTO		Radio Paging Tone, which is to be provided after the RPAX/RPAN	rpa-15

Prompt	Response	Comment	Pack/Rel
	(SPCL)	Special dial tone	
	DIAL	Normal Dial tone	
	NONE	No tone	
RTIM	0-(60)-630	Length of the Recall Timer (in seconds) after the STO or NSTO timer has expired Where: 0 = no timeout limit. 10 second resolution	rpa-15
SNUM	0-15	System Number Prompted when MPRS = YES	rpa-15
STO	10-(30)-630	Length of time required for Speech Path to be maintained in seconds. 10 second resolution.	rpa-15
TABT		Table Type	rpa-15
	DNP	Print the DN-Paging System Access (PSA) entries	
	NPS	Print the unused PSA codes	
	UPS	Print the used PSA codes Prompted when TYPE = TBL	
TBTR	4-(10)-30	Time between two recall attempts (to an SL-1 set)	rpa-15
TRAN		Translation type	rpa-15
	(TAB)	Translation lookup table	
	TWO	Last two digits of DN	
	THR	Last three digits of DN	
	FOR	Last four digits of DN	
	NO	No translation (DN sent as PSA code)	

Prompt	Response	Comment	Pack/Rel
		Prompt is not given if MRPS = YES. TRAN is then forced to TAB.	
TRDN	(0)-16	Transmit this number of digits of the caller's DN to the paging equipment	rpa-15
TWSP	(BOTH)	Two-way speech path with a mobile pager allowed Both internal and external calls	rpa-15
	INT	Internal calls Prompted when PATH = SPCH	
TYPE		Type of data block	rpa-15
	RPAX	Radio Paging Access Code data block	
	RPCD	Radio Paging Customer Data block	
	RPS	Radio Paging System data block	
	TBL	Translation Table access data block	

LD 73: Digital Trunk Interface

Overlay program 73 allows the implementation and administration of the Digital Trunk Interface (DTI) and Primary Rate Interface (PRI) software and hardware.

Prompts and responses Contents

Section

Prompts and responses by data block:

"PRI2 data block (LPTI)" (page 888)

"DTI2 / JDMI data block (LPTI)" (page 889)

"DTI2 / PRI2 / JDMI data blocks (SYTI)" (page 890)

"DTI2 / PRI2 / JDMI data blocks (SYTI)" (page 890)

"Prompts and responses DTI / PRI data blocks (with GPRI package 167)" (page 893)

Table 8 "Pad codes and corresponding dB values for DTI/PRI/BRIT/BRIL/PRI2/DTI2/JDMI" (page 894)

Table 9 "Default Pad Category 1 values (PDCA 1) (DTI/PRI with GPRI pkg 167)" (page 894)

Table 10 "Default Pad Category 1 values (PDCA 1) (BRIL/BRIT/DTI2/PRI2)" (page 895)

Table 11 "Default Pad Category 16 values (PDCA 16) (JDMI)" (page 896)

Table 12 "Default pad values for TOLL prompt" (page 896)

"Signaling category assignment and modification" (page 897)

"Prompts and responses for ABCD signaling category" (page 899)

Table 13 "Default values for Signaling Categories 1 and 16 (In_Out Calls)" (page 902)

Table 14 "Default values for Signaling Categories 1 and 16 (Incoming Calls)" (page 903)

Section

Table 15 "Default values for Signaling Categories 1 and 16 (Outgoing Calls)"
(page 903)

Prompts and responses by data block

DDB: Digital data block

Prompt	Response	Comment
REQ	aaa	Request (aaa = CHG, END, NEW, OUT, or PRT)
TYPE	DDB	Type of data block = DDB (Digital data block)
MGCLK	sl s c	Superloop, shelf, and card number of Clock Controller for IPMG. Package 403 (IP Media Gateway) must be enabled.
- PREF	c	Primary Reference card that accepts the SILC card number for MISP loops. For non MISP loops, the card number must match the card number entered against the MGCLK prompt.
- - SREF	c	Secondary Reference card. The Secondary Reference card cannot match the card number entered against the MGCLK or PREF prompts.
CEQP	(NO) YES	Clock Controller Equipped (Small System)
CLKN	xx	Card number for Clock Controller (Small System)
- PREF	xxx	Primary Reference
- - SREF	xxx	Secondary Reference
CC0	xx	Card number for Clock Controller 0 (Small System)
PREF CC0	1-9	Card number of PRI/DTI/SILC containing the primary clock reference, Where xx is: <ul style="list-style-type: none"> • 1-9 for Option 11C main cabinet • 1-4 for Option 11C main Chassis
SREF CC0	1-9	Card number of PRI/DTI/SILC containing the secondary clock reference, Where xx is: <ul style="list-style-type: none"> • 1-9 for Option 11C main cabinet • 1-4 for Option 11C main chassis
CC1	xx	Card number for Clock Controller 1

Prompt	Response	Comment
PREF CC1	xx	Card number of PRI/DTI/SILC containing the primary clock reference, Where xx is: <ul style="list-style-type: none"> • 11-19 for Option 11C IP (Intelligent Peripheral) expansion cabinet 1 • 11-14 for Option 11C Chassis
SREF CC1	xx	Card number of PRI/DTI/SILC containing the secondary clock reference. Where xx is: <ul style="list-style-type: none"> • 11-19 for Option 11C IP expansion cabinet 1 • 11-14 for Option 11C Chassis
CC2	xx	Card number for Clock Controller 2
PREF CC2	xx	Card number of PRI/DTI/SILC containing the primary clock reference. Where xx is: <ul style="list-style-type: none"> • 21-29 for Option 11C IP expansion cabinet 2 • 21-24 for Option 11C Chassis
SREF CC2	xx	Card number of PRI/DTI/SILC containing the secondary clock reference. Where xx is: <ul style="list-style-type: none"> • 21-29 for Option 11C IP expansion cabinet 2 • 21-24 for Option 11C Chassis
CC3	xx	Card number for Clock Controller 3
PREF CC3	xx	Card number of PRI/DTI/SILC containing the primary clock reference. Where xx is: <ul style="list-style-type: none"> • 31-39 for Option 11C IP expansion cabinet 3 • 31-34 for Option 11C Chassis
SREF CC3	xx	Card number of PRI/DTI/SILC containing the secondary clock reference. Where xx is: <ul style="list-style-type: none"> • 31-39 for Option 11C IP expansion cabinet 3 • 31-34 for Option 11C Chassis
CC4	xx	Card number for Clock Controller 4
PREF CC4	xx	Card number of PRI/DTI/SILC containing the primary clock reference. Where xx is: <ul style="list-style-type: none"> • 41-49 for Option 11C IP expansion cabinet 4 • 41-44 for Option 11C Chassis

Prompt	Response	Comment
SREF CC4	xx	Card number of PRI/DTI/SILC containing the secondary clock reference. Where xx is: <ul style="list-style-type: none"> • 41-49 for Option 11C IP expansion cabinet 4 • 41-44 for Option 11C Chassis
CTRR	(NO) YES	Clock tracking recovery in case of Blue Alarm on reference loops (Small System)
TRSH	0-15	Threshold set
RALM	1-(3)-128	Remote (yellow) Alarm clear threshold
BIPC	0-(2)-128	Bipolar violation Count threshold
LFAC	0-(3)-128	Loss of Frame Alignment Counter
BIPV	1-(3)-4 1-(2)-4	Bipolar Violation maintenance and out-of-service threshold
SRTK	1-(5)-24 1-(30)-3600	Slip Rate Tracking mode maintenance
SRNT	1-(15)-1024 1-(3)-1024	Slip Rate Non-Tracking
LFAL	1-(17)-10240	Loss of Frame Alignment maintenance and out-of-service thresholds
AUTO	(NO) YES	Automatic recovery for frame slippage
SRAR	(NO) YES	Slip Rate Automatic Recovery
SRGT	1-(15)- 127	Slip Rate Guard Time in minutes
SRIM	(1)-127	Slip Rate Improvement Monitoring time in minutes
SRMM	1-(2)-127	Slip Rate Maintenance Maximum
ICS	0-159	Multi Purpose Serial Data Link Idle Code Selection

PRI2 data block (LPTI)

The following prompts and associated responses define the grade of service timers for the DTI card. Group I problems are treated individually. They are bipolar violations, bit error rate (frame alignment) problems and slips.

Group II problems are treated as a group. They are bit 3 of TS0 (far-end out-of-service), bit 6 of TS16 (far-end lost multiframe alignment), Alarm Indication Signal (AIS), loss of frame alignment and loss of multiframe alignment.

Prompt	Response	Comment
REQ	aaa	Request (aaa = CHG, END, NEW, OUT, or PRT)

Prompt	Response	Comment
TYPE	PRI2	Type of data block = PRI2
FEAT	LPTI	Feature = LPTI (Loop timer)
LOOP	loop	Loop number for PRI2
MFF	aaa	Multiframe Format (aaa = (AFF) or CRC)
ACRC	(NO) YES	Automatic reporting of CRC-4 error
ALRM	aaa	Default alarm handler selected (aaa = (REG) or ALT)
RAIE	(NO) YES	RAIE Group II alarm state enabled or disabled
SLP	mc mt oc ot	Slip count
NOOS	(NO) YES	The grade-of-service feat
BPV	1-(128) or (122)-255	Bipolar Violation thresholds
RATS	1-(10)-15	The number of consecutive seconds the firmware has to check and validate error rate condition
CRC	x...x	Cyclic Redundancy Check threshold [x...x = 1-(201) or (97)-255]
FAP	1-(28)-255 (1)-255	Frame Alignment thresholds
GP2	T2 mt dt ct ot	Group 2 error thresholds
MNG1	nnnM	Maintenance Guard time Group 1
NCG1	nnnM	No New Calls Guard time Group 1
OSG1	nnnM	Out-of-Service Guard time Group 1
MNG2	nnnS	Maintenance Guard time Group 2
NCG2	nnnS	No New Calls Guard time Group 2
OSG2	nnnS	Out-of-Service Guard time Group 2
PERS	0-(50)-254	Group 2 Persistence timer and clearance timer
CLEA	0-(100)-256	Clearance timer for Group II problems in 2 ms increments
OOSC	0-(5)-127	Out -of-Service Counter

DTI2 / JDMI data block (LPTI)

Prompt	Response	Comment
REQ	aaa	Request (aaa = CHG, END, NEW, OUT, or PRT)
TYPE	aaaa	Type of data block = DTI2 or JDMI
FEAT	LPTI	Feature = LPTI (Loop timer)
LOOP	loop	Loop number for DTI2
CDTI2	(NO) YES	CDTI2/CSDTI2 Card
P DIGT (S)	abcd	Digit pulse timing from TDS (Bits P, X or U are selectable)

Prompt	Response	Comment
P METR (R)	abcd	Metering (Bits P, X or U are selectable)
- EDGE	x	Edge of pulse (0 or 1)
- TIME	40-(240)-480	Maximum time METR signal can be on
- MINP	(8)-256	Minimum Pulse length for a Meter Pulse
- PPM	(NO) YES	PPM Parameter Download required
- ITPP	(NO) YES	Italian PPM option allowed
-MINP	8-(72)-248	Minimum time a PPM pulse is active
-ITBP	8-(72)-248	Idle time between PPM pulses
SASU	0-8064	Seize Acknowledge Supervision period
MFAO	YES NO	Multiframe Alignment Option
SZNI	(NO) YES	PSTN incoming seizure during lockout of MFAS and far-end fault states allowed
LCLB	(NO) YES	Lockout Clear Back option for DID trunks
UCFS	xxxx	Unequipped Channel Fault Signal
TGLR	(NO) YES	Toggle Reserve bits in Frame 0
MFF	aaa	Multiframe Format (aaa = (AFF) or CRC)
CRC	NC mt dt ct ot	Cyclic Redundancy Check error counts
BPV	NB mt dt ct ot	Bipolar Violation error counts
FAP	NF mt dt ct ot	Frame Alignment Problem thresholds
SLP	NS mt dt ct ot	Slip count maintenance threshold
GP2	T2 mt dt ct ot	Group 2 error thresholds
FRFW	(NO) YES	DTI2 loop is equipped with special Firmware for France
CISFW	aaa	Defines the CDTI2/CSDTI2 card's FW option to be used
-MFSL	(0)-3	The MFS signals transmission level.
-500L	(0)-1	ANI request tone (500 Hz) transmission level

DTI2 / PRI2 / JDMI data blocks (SYTI)

Prompt	Response	Comment
REQ	aaa	Request (aaa = CHG, END, NEW, OUT, or PRT)
TYPE	aaaa	Type (aaaa = DTI2, PRI2, or JDMI)
FEAT	SYTI	Feature = SYTI (System timers)
MAND	0-(15)-1440	Maintenance Guard time
MGCLK	sl s c	Superloop, shelf, and card number of Clock Controller for IPMG. Package 403 (IP Media Gateway) must be enabled.

Prompt	Response	Comment
NCSD	0-(15)-1440 1S-59S	New Call Suppression Guard time
OSGD	0-(15)-1440	Out-of-Service Guard time in minutes
OOSC	0-(5)-127	Out-of-Service Counter
PERS	0-(100)-254	Persistence timer
DBNC	(10)-32	Debounce timer
CLKN	0-4 I s c	Card number for Clock Controller. Where: <ul style="list-style-type: none"> 0-4 is for Small Systems I s c is for CS 1000E
PREF	c	Primary Reference card that accepts the SILC card number for MISP loops. For non MISP loops, the card number must match the card number entered against the MGCLK prompt.
SREF	c	Secondary Reference card. The Secondary Reference card cannot match the card number entered against the MGCLK or PREF prompts.
CC0	1-4 I s c	Card number for Clock Controller 0. Where: <ul style="list-style-type: none"> 0-4 is for Small Systems I s c is for CS 1000E
PREF CC0	1-9	Card number of DTI2/PRI2/SILC containing the primary clock reference for the main cabinet (Option 11C)
SREF CC0	1-9	Card number of DTI2/PRI2/SILC containing the secondary clock reference for the main cabinet (Option 11C)
CC1	xx	Card number for Clock Controller 1
PREF CC1	xx	Card number of DTI2/PRI2/SILC containing the primary clock reference. Where xx is: <ul style="list-style-type: none"> 11-19 for Option 11C IP expansion cabinet 1 11-14 for Option 11C Chassis
SREF CC1	xx	Card number of DTI2/PRI2/SILC containing the primary clock reference. Where xx is: <ul style="list-style-type: none"> 11-19 for Option 11C IP expansion cabinet 1 11-14 for Option 11C Chassis
CC2	xx	Card number for Clock Controller 2

Prompt	Response	Comment
PREF CC2	xx	Card number of DTI2/PRI2/SILC containing the primary clock reference. Where xx is: <ul style="list-style-type: none"> • 21-29 for Option 11C IP expansion cabinet 2 • 21-24 for Option 11C Chassis
SREF CC2	xx	Card number of DTI2/PRI2/SILC containing the primary clock reference. Where xx is: <ul style="list-style-type: none"> • 21-29 for Option 11C IP expansion cabinet 2 • 21-24 for Option 11C Chassis
CC3	xx	Card number for Clock Controller 3
PREF CC3	xx	Card number of DTI2/PRI2/SILC containing the primary clock reference. Where xx is: <ul style="list-style-type: none"> • 31-39 for Option 11C IP expansion cabinet 3 • 31-34 for Option 11C Chassis
SREF CC3	xx	Card number of DTI2/PRI2/SILC containing the primary clock reference. Where xx is: <ul style="list-style-type: none"> • 31-39 for Option 11C IP expansion cabinet 3 • 31-34 for Option 11C Chassis
CC4	xx	Card number for Clock Controller 4
PREF CC4	xx	Card number of DTI2/PRI2/SILC containing the primary clock reference. Where xx is: <ul style="list-style-type: none"> • 41-49 for Option 11C IP expansion cabinet 4 • 41-44 for Option 11C Chassis
SREF CC4	xx	Card number of DTI2/PRI2/SILC containing the primary clock reference. Where xx is: <ul style="list-style-type: none"> • 41-49 for Option 11C IP expansion cabinet 4 • 41-44 for Option 11C Chassis
CCGD	0-(15)-1440	Clock Controller free run Guard time
CCAR	0-(15)	Clock Controller Audit Rate
EFCS	(NO) YES	Enable Fast Clock Switching

Prompts and responses for setting pad values

Prompts and responses DTI / PRI data blocks (with GPRI package 167)

Prompt	Response	Comment
REQ	aaa	Request (aaa = CHG, END, NEW, OUT, or PRT)
TYPE	aaa	Type of data block = DTI or PRI
FEAT	PAD	Pad Category
PDCA	1-16	Pad Category table. PDCA 1 and PDCA 16 are preconfigured. See the Note below for further details.
TNLS	(NO) YES	Terminal Number List
DFLT	1-16	Use default codes from this pad category table for the following prompts if <CR> is entered at the prompt

Note: For the following prompts, **x = Rx code (receive)** and **y = Tx code (transmit)**. You may assign receive and transmit dB values to the following prompts by entering a code which corresponds to a dB value. Code options and their corresponding dB values are listed in [Table 8 "Pad codes and corresponding dB values for DTI/PRI/BRIT/BRIL/PRI2/DTI2/JDMI"](#) (page 894). The codes listed in [Table 8 "Pad codes and corresponding dB values for DTI/PRI/BRIT/BRIL/PRI2/DTI2/JDMI"](#) (page 894) apply for both Rx codes and Tx codes.

To find the default values for Pad Category 1 when TYPE = DTI or PRI, refer to [Table 9 "Default Pad Category 1 values \(PDCA 1\) \(DTI/PRI with GPRI pkg 167\)"](#) (page 894). To find default values for Pad Category 1 when TYPE = BRIL, BRIT, DTI2, or PRI2, refer to [Table 10 "Default Pad Category 1 values \(PDCA 1\) \(BRIL/BRIT/DTI2/PRI2\)"](#) (page 895). To find default values for Pad Category 16 when TYPE = JDMI, refer to [Table 11 "Default Pad Category 16 values \(PDCA 16\) \(JDMI\)"](#) (page 896).

ONP	x y	On-Premises Extension
DSET	x y	Meridian Digital Set
OPX	x y	Off-Premises Extension
DTT	x y	Digital TIE Trunks
SDTT	x y	Satellite Digital TIE Trunks
DCO	x y	Digital COT, FEX, WAT, and DID trunks
DTO	x y	1.5 Mb/s DTI/PRI Digital TOLL Office trunks
VNL	x y	Via Net Loss (Analog TIE)
SATT	x y	Satellite Analog TIE Trunks
ACO	x y	Analog COT and WATS trunks
ATO	x y	Analog TOLL Office trunks
PRI	x y	1.5 Mb/s PRI/DTI trunk
PRI2	x y	2.0 Mb/s PRI/DTI trunk
XUT	x y	Extended Peripheral Equipment Universal Trunk
XEM	x y	Extended Peripheral Equipment E&M Trunk

Prompt	Response	Comment
BRIL	x y	Basic Rate Interface Line
BRIT	x y	Basic Rate Interface Trunk
MCM	x y	M1 CT2 mobility pad value
TOLT	x y	Toll call pad data on DTI2 card
TOLL	x y	Toll call pad data on line card (Do not refer to Table 8 "Pad codes and corresponding dB values for DTI/PRI/BRIT/BRIL/PRI2/DTI2/JDMI" (page 894) for TOLL values. Refer instead to Table 12 "Default pad values for TOLL prompt" (page 896)).

Table 8
Pad codes and corresponding dB values for DTI/PRI/BRIT/BRIL/PRI2/DTI2/JDMI

Code	Value (dB)	Code	Value (dB)	Code	Value (dB)
0	0.0‡	9	+9.0	18	-4.0‡
1	+1.0‡	10	+10.0‡	19	-5.0
2	+2.0‡	11	+11.0	20	-6.0‡
3	+3.0‡	12	+12.0‡	21	-7.0
4	+4.0‡	13	+13.0	22	-8.0
5	+5.0‡	14	+14.0	23	-9.0
6	+6.0‡	15	-1.0‡	24	-10.0
7	+7.0	16	-2.0‡	25	Idle‡
8	+8.0‡	17	-3.0‡	26	+0.6‡

Note 1: PRI/DTI pad category prompts require GPRI package 167.

Note 2: Dagger Represents pad values supported by DTI2 for large systems.

Note 3: Small System supports all pad values for DTI2.

Note 4: Positive dB represents loss and negative dB represents gain.

Note 5: Code 0, pad value 0.0, is equivalent to no pad. It is used for DTA (Data only) and VOD (Voice or Data) call types and supported by DTI2.

Note 6: "Idle" means that PCM signals are converted to silence.

Table 9
Default Pad Category 1 values (PDCA 1) (DTI/PRI with GPRI pkg 167)

Connection type	Rx code	Rx PAD (dB)	Tx code	Rx PAD (dB)
ONP	6	+6.0	0	0.0
DSET	6	+6.0	0	0.0

Table 9
Default Pad Category 1 values (PDCA 1) (DTI/PRI with GPRI pkg 167) (cont'd.)

Connection type	Rx code	Rx PAD (dB)	Tx code	Rx PAD (dB)
OPX	6	+6.0	0	0.0
DTT	0	0.0	0	0.0
SDTT	3	+3.0	0	0.0
DCO	3	+3.0	0	0.0
DTO	0	0.0	0	0.0
VNL	6	+6.0	0	0.0
SATT	6	+6.0	0	0.0
ACO	6	+6.0	0	0.0
ATO	6	+6.0	0	0.0
PRI	0	0.0	0	0.0
PRI2	0	0.0	0	0.0
XUT	6	+6.0	0	0.0
XEM	3	+3.0	0	0.0
BRIL	0	0.0	0	0.0
BRIT	0	0.0	0	0.0
MCM	0	0.0000	0	0.0

Table 10
Default Pad Category 1 values (PDCA 1) (BRIL/BRIT/DTI2/PRI2)

Connection type	Rx code	Rx PAD (dB)	Tx code	Rx PAD (dB)
ONP	17	-3.0	0	0.0
OPX	17	-3.0	0	0.0
DTT	0	0.0	0	0.0
DCO	0	0.0	0	0.0
NTC	4	+4.0	1	+1.0
TRC	4	+4.0	1	+1.0
DTR	17	-3.0		
VNL	4	+4.0	1	+1.0
ACO	4	+4.0	1	+1.0
AFX	4	+4.0	1	+1.0
ADD	4	+4.0	1	+1.0
PRI	0	0.0	0	0.0

Table 10
Default Pad Category 1 values (PDCA 1) (BRIL/BRIT/DTI2/PRI2) (cont'd.)

Connection type	Rx code	Rx PAD (dB)	Tx code	Rx PAD (dB)
DSET	6	+6.0	0	0.0
BRIL	0	0.0	0	0.0
BRIT	0	0.0	0	0.0
MCM	0	0.0	0	0.0
TOLT	0	0.0	0	0.0
TOLL	16	0.0	30	- 7.0

Table 11
Default Pad Category 16 values (PDCA 16) (JDMI)

Connection type	Rx code	Rx PAD (dB)	Tx code	Rx PAD (dB)
ONP	15	-1.0	8	+8.0
OPX	17	-3.0	0	0.0
DTT	0	0.0	0	0.0
DCO	0	0.0	0	0.0
NTC	4	+4.0	1	+1.0
TRC	4	+4.0	1	+1.0
DTR	0	0.0	---	---
VNL	4	+4.0	1	+1.0
ACO	4	+4.0	1	+1.0
AFX	4	+4.0	1	+1.0
ADD	4	+4.0	1	+1.0
PRI	0	0.0	0	0.0
DSET	6	+6.0	0	0.0
BRIL	0	0.0	0	0.0
BRIT	0	0.0	0	0.0
MCM	0	0.0	0	0.0
TOLT	0	0.0	0	0.0
TOLL	16	0.0	30	- 7.0

Table 12
Default pad values for TOLL prompt

Code	dB Value	Code	dB Value	Code	dB Value
0	>= +8.0	14	+1.0	28	-6.0

Table 12
Default pad values for TOLL prompt (cont'd.)

Code	dB Value	Code	dB Value	Code	dB Value
1	+7.5	15	+0.5	29	-6.5
2	+7.0	16	0.0	30	-7.0
3	+6.5	17	-0.5	31	-7.5
4	+6.0	18	-1.0	32	-8.0
5	+5.5	19	-1.5	33	-8.5
6	+5.0	20	-2.0	34	-9.0
7	+4.5	21	-2.5	35	-9.5
8	+4.0	22	-3.0	36	-10.0
9	+3.5	23	-3.5	37	-10.5
10	+3.0	24	-4.0	38	-11.0
11	+2.5	25	-4.5	39	<= -11.5
12	+2.0	26	-5.0		
13	+1.5	27	-5.5		

Signaling category assignment and modification

What can be entered for the abcd response?

Prompts which show the response abcd, such as IDLE (S), require a four field response to indicate the status of four bits: a, b, c and d. The abcd response represents a trunk supervisory message. The bit states within the message are determined by using the appropriate input. Allowable inputs for each bit are: 0, 1, C, P, U, X, N. These input options are explained as follows:

- 0 - Bit is a steady state 0 (LOW) e.g. 0000 bits abcd are all steady state 0.
- 1 - Bit is a steady state 1 (HIGH) e.g. 0101 bits b and d are steady state 1 while bits a and c are steady state 0.
- C - Bit is pulsed and present continuously (Continuous pulsing of two or more bits is not allowed.).
- "C" can be entered only for signals that have "C" in front of them when the signal is prompted; the signals are: "C CLR B (S), C CLR B (R) and C SUPO (S) UNUSED"
- "C" cannot be mixed with 0 or 1 or P in the ABCD pattern. Therefore, the entry must look like CXXX, XCXX, etc.
- "C" can be entered only once in the ABCD pattern

- C cannot be entered for the CLRB (R) or CLRB (S) prompts if the pulsed E&M package (232) PEMD is equipped P - Bit is pulsed. e.g. PC10 bit a is pulsed, bit b is pulsed and sent continuously, bit c is steady state 1 and bit d is steady state 0.
- U - Bit is a don't-care bit (for received signals only) e.g. U10U bits a and d are don't-care bits, bit b is steady state 1 and bit c is steady state 0.
- X - Bit is not to be changed (used in conjunction with Pulsed or Continuously pulsed bit) e.g. XPXX bits a, c and d are unchanged, bit b is set to steady state 1 and bit c is set to steady state 0.

Another input to the signal name prompt is allowed. The other allowable input is:

- N - The signal is not required.

How to tell if the signal is pulsing, pulsed or steady?

The signal type is identified by a single character followed by a blank space preceding the signal name. For example, the prompt E SEZ(R) indicates that the Seize signal can be either Pulsed or steady state. The signal type identifiers are:

- C - Continuous Pulsing, Pulsed or steady state
- E - Pulsed or steady state
- P - Pulsed (single pulse unless otherwise indicated)
- No preceding character indicates the signal is steady state only

Pulsed signals output the TIME prompt. This prompt is described for each of the signals that may prompt it.

How to determine signal direction?

The direction of the signal is indicated by a single character in brackets at the end of the signal name:

- (R) - Indicates that the signal is to be received by the switch
- (S) - Indicates that the signal is to be sent by the switch

For example, E SEZ (R) indicates that the Seize signal can be either Pulsed or steady state and that the signal is to be received by the switch.

How to tell if the prompt incoming or outgoing, or both

ABCD prompts correspond to incoming calls, outgoing calls or both incoming and outgoing calls. Prompts IDLE (S) to P RRC correspond to incoming/outgoing calls. Prompts E SEZ (R) to P FRLS (R) correspond to incoming calls. Prompts E SEZ (S) to C SUPO (S) correspond to outgoing calls.

A note about JDMI

For Japan Digital Multiplex Interface (JDMI), the signal requires only a bit signaling. All four bits is allowed to be programmed as the software uses all four bits for call processing. The JDMI hardware defaults the bcd bits to 101 for sending signaling changes. Therefore, if any changes are made to received signals, the bcd bits must be set to 101; otherwise, these signals do not be recognized.

Prompts and responses for ABCD signaling category

Prompt	Response	Comment
REQ	aaa	Request (aaa = CHG, END, NEW, OUT, or PRT)
TYPE	aaa	Type of data block
FEAT	ABCD	Feature = ABCD
SICA	2-16	Signaling Category
TNLS	(NO) YES	Terminal Number List
DFLT	(1)-16	Default signaling category to be used for Default values

Note: The following prompts have default values for Signalling Category 1 and 16 which can be found in [Table 10 "Default Pad Category 1 values \(PDCA 1\) \(BRIL/BRIT/DTI2/PRI2\)" \(page 895\)](#).

Prompts for Incoming/Outgoing Calls

IDLE (S)	abcd	Idle
IDLE (R)	abcd	Idle
FALT (S)	abcd	Fault (DTI out-of-service)
FALT (R)	abcd	Fault (DTI out-of-service)
P RRC (S)	abcd	Register Recall
- TIME	10-(100)-630	Time of RRC (S) in milliseconds
TIME	(0)-1920	Persistence Time required before signal is accepted

Prompts for Incoming Calls

E SEZ (R)	abcd	Seize for voice or data calls from a non-SL-1
- TIME	16-(56)-1000 16-(296)-1000	Minimum and maximum acceptable pulse duration
SEZD (R)	abcd	Seize for data calls between SL-1s
- SEZV (R)	abcd	Seize for voice calls

Prompt	Response	Comment
P CALL (R)	abcd	Signal sent during seize by an incoming CO trunk
- TIME	1-(2)-15 1-(8)-15	Pulse on time, pulse off time
SEZA (S)	abcd	Seize Acknowledgment
- TIME	50-80-90	Time delay prior to sending SEZA
PRCS (S)	abcd	PRCS
WNKS (S)	abcd	Wink Start
P WNKS (S)	abcd	Wink Start
- TIME	10-(220)-630	Time for P WNKS (S)
P DIGT (R)	abcd	Decadic pulses
NRCV (S)	abcd	Number Received
P EOSF (S)	abcd	End of Selection Free
- TIME	(100)-150	Time for EOSF (S)
- P EOSB (S)	abcd	End of Selection Busy
- - TIME	(100)-150	Time for EOSB (S)
P OPC (R)	abcd	Operator Calling
- TIME	64-(128)-192	Time of OPCA (R) pulse
- TIME	16-(96)-1000 16-(160)-1000	Minimum and maximum acceptable pulse duration
- REPT	(1)-5	Number of OPCA (R) pulses
CONN (S)	abcd	Connect
E CON (S)	abcd	Connect
- TIME	10-(150) 630	Time of pulse length in 10 ms increments
CONN (R)	abcd	Connect
P BURS (S)	abcd	Bring Up Receiver for L1 networking
P BURS (R)	abcd	Bring Up Receiver for L1 networking
- TIME	64-(128)-192	Time for BURS (R) pulse
CLRB (S)	abcd	Clear Back
C CLRB (S)	abcd	Clear Back
- TIME	10-(600)-2000	Time of pulse length in 10 ms increments
- P RCT (S)	abcd	Release Control
- - TIME	100-(150) 300	Time value is stored in 10 ms increments
- - P RCOD (S)	abcd	Release Control Originating party Disconnect

Prompt	Response	Comment
- - - TIME	150	Timer value in milliseconds is fixed
P OPRS (R)	abcd	Operator manual recall
- TIME	xxxx yyyy	Minimum and maximum time range for OPRS (R)
P NXFR (S)	abcd	Network Transfer
P ESNW (S)	abcd	ESN Wink
P CAS (S)	abcd	Centralized Attendant
CLRF (R)	abcd	Clear Forward
- SOS	abcd	Special Operator Signal
P BRLS (S)	abcd	Backward Release
- TIME	10-(600)-2000	Time of pulse length in 10 ms increments
P FRLS (R)	abcd	Forward Release
- TIME	16-(296)-2000 16-(960)-2000	Minimum and maximum acceptable pulse duration
Prompts for Outgoing Calls		
E SEZ (S)	abcd	Seize for voice or data calls to a non-SL-1
- TIME	10-(150)-630	Time of pulse length in 10 ms increments
SEZD (S)	abcd	Seize for Data calls
- SEZV (S)	abcd	Seize for Voice calls
SEZA (R)	abcd	Seize Acknowledgment
- TIME	xxx	Delay time for the SEZA signal (xxx = 50, 80, 90, (150), or 800)
WNKS (R)	abcd	Wink Start
- TIME	20-(140)-500 20-(290)-500	Minimum and maximum length of WNKS (R) pulse
P WNKS (R)	abcd	Wink Start
- TIME	16-(136)-504 16-(288)-504	Minimum and maximum length of P WNKS (R) pulse
P EOS (R)	abcd	End of Selection
- TIME	(64)-320 64-(256)-320	Length of EOS (R) pulse
CONN (S)	abcd	Connect
CONN (R)	abcd	Connect
E CONN (R)	abcd	Connect
- TIME	16-(56)-1000 16-(296)-1000	Time of pulse length in 8 ms increments

Prompt	Response	Comment
P OPRC (R)	abcd	Operator Recall for special services
P BURS (S)	abcd	Bring Up Receiver for L1 networking
P BURS (R)	abcd	Bring Up Receiver for L1 networking
- TIME	64-(128)-192	Time for BURS (R) pulse
CLRB (R)	abcd	Clear Back
C CLRB (R)	abcd	Clear Back
- TIME	16-(296)-2000	16-(960)-2000 Time of pulse length in 8 ms increments
- P RCTL (R)	abcd	Release Control
- - TIME	96-(128)-320	96-(256)-320 Time stored in 8 ms increments
P NXFR (R)	abcd	Network Transfer
P ESNW (R)	abcd	ESN Wink
P CAS (R)	abcd	Centralized Attendant Service
CLRF (S)	abcd	Clear Forward
- TIME	(0)-800	Time in milliseconds
- SOS	abcd	Special Operator Signal
P FRLS (S)	abcd	Forward Release
- TIME	10-(600)-2000	Only prompted for pulsed signals
P BRLS (R)	abcd	Backward Release
- TIME	16-(296)-2000	16-(960)-2000 Time of pulse length in 8 ms increments
C SUPO (S)	abcd	Complex Supervision to Operator Signal used for KD3 signaling. Note that the input for a must be C.

Table 13
Default values for Signaling Categories 1 and 16 (In_Out Calls)

In/Out Calls	SICA 1	SICA 16
IDLE (S)	1001	1101
IDLE (R)	1001	1101
FALT (S)	1101	0101
FALT (R)	1101	0101
TIME	0	0
P RRC (S)	UNUSED	UNUSED

Table 14
Default values for Signaling Categories 1 and 16 (Incoming Calls)

Incoming Calls	SICA 1	SICA 16	Incoming Calls	SICA 1	SICA 16
E SEZ (R)	0001	0101	CONN (R)	0001	0101
SEZD (R)	UNUSED	UNUSED	P BURS (S)	UNUSED	UNUSED
SEZV (R)	UNUSED	UNUSED	P BURS (R)	UNUSED	UNUSED
P CALL (R)	UNUSED	UNUSED	C CLRB (S)	1101	1101
SEZA (S)	1101	UNUSED	P RCTL (S)	UNUSED	UNUSED
TIME	150		P RCOD (S)	UNUSED	UNUSED
PRCS (S)	UNUSED	UNUSED	P OPRS (R)	UNUSED	UNUSED
P WNKS (S)	UNUSED	PXXX	P NXFR (S)	UNUSED	UNUSED
TIME		220	P ESNW (S)	UNUSED	UNUSED
P DIGT (R)	UNUSED	PXXX	P CAS (S)	UNUSED	UNUSED
NRCV (S)	UNUSED	UNUSED	CLRF (R)	UNUSED	UNUSED
P EOSF (S)	UNUSED	UNUSED	SOS (R)	UNUSED	UNUSED
P EOSB (S)	UNUSED	UNUSED	P BRLS (S)	UNUSED	UNUSED
P OPCA (R)	UNUSED	UNUSED	P FRLS (R)	UNUSED	UNUSED
E CONN (S)	0101	0101			

Table 15
Default values for Signaling Categories 1 and 16 (Outgoing Calls)

Outgoing Calls	SICA 1	SICA 16
E SEZ (S)	0001	0101
SEZD (S)	UNUSED	UNUSED
SEZV (S)	UNUSED	UNUSED
SEZA (R)	1101	UNUSED
P WNKS (R)	UNUSED	PXXX
TIME		136 288
P EOS (R)	UNUSED	UNUSED
CONN (S)	0001	0101
E CONN (R)	0101	0101
P OPRC (R)	UNUSED	UNUSED
P BURS (S)	UNUSED	UNUSED
P BURS (R)	UNUSED	UNUSED
C CLRB (R)	1101	1101
P RCTL (R)	UNUSED	UNUSED

Table 15
Default values for Signaling Categories 1 and 16 (Outgoing Calls) (cont'd.)

Outgoing Calls	SICA 1	SICA 16
P NXFR (R)	UNUSED	UNUSED
P ESNW (R)	UNUSED	UNUSED
P CAS (R)	UNUSED	UNUSED
CLRF (S)	UNUSED	UNUSED
SOS (R)	UNUSED	UNUSED
P FRLS (S)	UNUSED	UNUSED
P BRLS (R)	UNUSED	UNUSED

Alphabetical list of prompts

Prompt	Response	Comment	Pack/Rel
500L	(0)-1	ANI request tone (500 Hz) transmission level. The prompt appears when only CISFW is set to MFA. The transmission level can be set to the following values: 0 (default) = -7.3 DB 1 = -3.5 DB	
ACO	x y <CR>	Analog COT and WATS trunks. Where x = Rx code (receive) and y = Tx code (transmit). Response range for x and y is: 0-26. See "DTI2 / PRI2 / JDMI data blocks (SYTI)" (page 890) for more information about x and y codes. Initial values	dti/pa-14
ACRC	(NO) YES	No reporting of CRC-4 error Automatic reporting of CRC-4 error during transmission ACRC is printed only for PRI2 loops and if MFF = CRC.	euro-20

Prompt	Response	Comment	Pack/Rel
ADD	x y	Analog Direct Inward Dial trunks. Where x = Rx code (receive) and y = Tx code (transmit). Response range for x and y is: 0-26. See “DTI2 / PRI2 / JDMI data blocks (SYTI)” (page 890) for more information about x and y codes.	dti/pri-14
	<CR>	Initial values	
AFX	x y	Analog Foreign Exchange trunks. Where x = Rx code (receive) and y = Tx code (transmit). Response range for x and y is: 0-26. See “DTI2 / PRI2 / JDMI data blocks (SYTI)” (page 890) for more information about x and y codes.	dti/pri-14
	<CR>	Initial values	
ALRM	(REG)	Regular firmware alarm handler (RAI transmission is controlled by software)	dti/pri-14
	ALT	Alternate firmware alarm handles (Immediate transmission of RAI by firmware)	
		An error rate less than 10 is reported as a Group 1 alarm message.	
ATO	x y	Analog Toll Office trunks. Where x = Rx code (receive) and y = Tx code (transmit). Response range for x and y is: 0-26. See “DTI2 / PRI2 / JDMI data blocks (SYTI)” (page 890) for more information about x and y codes.	gpri-18
	<CR>	Initial values	
BIPC	0-(2)-128	Bipolar violation Count threshold	dti/pri-14
		This is the maximum number of times a DTI/PRI loop can be taken out of service in 24 hours. If this threshold is reached the DTI/PRI must be restored to service manually.	
		Refer to the <i>Digital Trunk Interface maintenance</i> NTP or the <i>PRI and DCHI maintenance</i> NTP for details.	

Prompt	Response	Comment	Pack/Rel
		<p>If "0" is entered, there is no limit on number of times trunks can be taken out and automatically restored to service.</p> <p>The method of bit rate monitoring depends on the loop configuration:</p> <ol style="list-style-type: none"> 1. For DTI mode: bipolar violation threshold 2. For PRI mode with D2, D3, or D4 framing format: bipolar violation threshold 3. For PRI mode with Extended Superframe Format (ESF): Cyclic Redundancy Check (CRC) threshold 	
BIPV	1-(3)-4 1-(2)-4	<p>Bipolar Violation maintenance and Out-of-Service threshold</p> <p>This is the maximum number of times a DTI/PRI loop can be taken out of service in 24 hours. If this threshold is reached the DTI/PRI must be restored to service manually.</p> <p>Refer to the <i>Digital Trunk Interface maintenance</i> NTP or the <i>PRI and DCHI maintenance</i> NTP for details.</p> <p>If "0" is entered, there is no limit on number of times trunks can be taken out and automatically restored to service.</p> <p>The method of bit rate monitoring depends on the loop configuration:</p> <ol style="list-style-type: none"> 1. For DTI mode: bipolar violation thresholds 2. For PRI mode with D2, D3, or D4 framing format: bipolar violation thresholds 3. For PRI mode with Extended Superframe Format (ESF): Cyclic Redundancy Check (CRC) thresholds 	dti/pr-14
BPV	1-(128)-255 1-(122)-255	<p>Bipolar Violation Maintenance and Out-of-Service thresholds. The values entered are multiplied by 16 to obtain the actual count, giving an actual range of 16-4080.</p>	dti/pr-14

Prompt	Response	Comment	Pack/Rel
BPV	NB mt dt ct ot	<p>Bipolar Violation error counts. Where:</p> <ul style="list-style-type: none"> NB = Error count values are in the range 1-(205)-255 mt = Maintenance threshold time (MNT) (default = 10S) dt = No new data calls threshold time (NNDC) (default = 3S) ct = No new calls threshold time (NNC) (default = 3S) ot = Out-of-service threshold time (OOS) (default = 1S) <p>Response options for mt, dt, ct, ot:</p> <p>Threshold time entries end in one of the following letters: T, S, M, H. These letters indicate the time increment to be used. Response options for mt, dt, ct and ot are as follows:</p> <ul style="list-style-type: none"> 20T–5000T = 20 millisecond increments 1S–240S = 1 second increments 1M–240M = 1 minute increments 1H–24H = 1 hour increments <p>Important note: The following requirements must be met:</p> <ul style="list-style-type: none"> mt = >dt = >ct = >ot 	dti/prs-14
BRIL	x y <CR>	<p>Basic Rate Interface Line. Where x = Rx code (receive) and y = Tx code (transmit). Response range for x and y is: 0-26. See “DTI2 / PRI2 / JDMI data blocks (SYTI)” (page 890) for more information about x and y codes.</p> <p>Initial values</p>	gpri-18
BRIT	x y	<p>Basic Rate Interface Trunk. Where x = Rx code (receive) and y = Tx code (transmit). Response range for x and y is: 0-26. See “DTI2 / PRI2 / JDMI data blocks (SYTI)” (page 890) for more information about x and y codes.</p>	gpri-18

Prompt	Response	Comment	Pack/Rel
	<CR>	Initial values	
C CLRB (R)	abcd	Clear Back. For information about your response options, refer to “Signaling category assignment and modification” (page 897).	abcd-18
	N	If C CLRB (R) not required, when IDLE would be used	
C CLRB (S)	abcd	Clear Back. For information about your response options, refer to “Signaling category assignment and modification” (page 897). If Clear Back is configured as continuous pulsing then a 100 ms pulse is sent every 333 ms.	abcd-18
	N	If CLRB (S) not required (IDLE signal is used)	
CCAR	0-(15)	Clock Controller Audit Rate The time, in minutes, between normal CC audits. Only programmable on units equipped with 2.0 Mb/s DTI/PRI. Before programming clock controller references, the QPC775 clock controller card(s) must be plugged in, and the switches on the system’s QPC441 3 Port Extender appropriately set. Unless this is done, the PREF and SREF prompts are not given.	supp-15
CC0	1-9	Card number for Clock Controller 0 (Option 11C with Survivable IP). Where xx is: <ul style="list-style-type: none"> • 1-9 for main cabinet • 1-4 for Option 11C main chassis 	sipe-25
CC1	xx	Card number for Clock Controller 1. Where xx is: <ul style="list-style-type: none"> • 11-19 for Survivable IP expansion cabinet 1 • 11-14 for Option 11C chassis 	sipe-25 basic-1.0

Prompt	Response	Comment	Pack/Rel
CC2	xx	Card number for Clock Controller 2. Where xx is: <ul style="list-style-type: none"> • 21-29 for Survivable IP expansion cabinet 2 • 21-24 for Option 11C chassis 	sipe-25 basic-1.0
CC3	xx	Card number for Clock Controller 2. Where xx is: <ul style="list-style-type: none"> • 31-39 for Survivable IP expansion cabinet 3 • 31-34 for Option 11C chassis 	sipe-25 basic-1.0
CC4	xx	Card number for Clock Controller 2. Where xx is: <ul style="list-style-type: none"> • 41-49 for Survivable IP expansion cabinet 4 • 41-44 for Option 11C chassis 	sipe-25 basic-1.0
CCGD	0-(15)-1440	Clock Controller free run Guard time (in minutes)	supp-15
CDTI2	(NO)	No CDTI2/CSDTI2 Card	dti/prs-14
	YES	CDTI2/CSDTI2 Card	
CEQP	(NO) YES	Clock Controller Equipped Prompted only for SL-1 M, MS or S.	dti/prs-14
CISFW		CISFW defines the CDTI2/CSDTI2 card's FW option to be used.	cist-21
	YES	YES means that this loop is CIS DTI trunk. NO means that the given loop must be considered as DTI2. Prompted with CIST package 221 and CDTI2 = YES.	
	(NO)	Non CIS DTI2 signalling protocols on the NTC G01AA/NTCG02AA or NTCG01AB/NTCG02AB card.	cismfs-23 cist-24
	DP	Dial Pulse CIS signalling protocol on the NTCG01AA/NTCG02AA card.	

Prompt	Response	Comment	Pack/Rel
	MFS	Both the CIS Dial Pulse and the CIS MFS signaling protocols on the NTCG01AB/NTCG02AB. Minimum card vintages are specified.	
	MFA	CIS Firmware type is MFA - which means that the Multifrequency Shuttle protocol handling + ANI Reception + Firmware Dial Tone Detection capabilities are supported	
CLEA	0-(100)-256	Clearance timer for Group II problems in 2 millisecond increments. CLEA is printed only for PRI2 loops.	euro-20
CLKN	xx	Card number for Clock Controller (Option 11C) Where:	supp-18
		<ul style="list-style-type: none"> xx = 1-9 	
	I s c	Superloop, Shelf, Card number of Clock Controller	basic-5.00
CLRB (R)	abcd	Clear Back. For information about your response options, refer to “Signaling category assignment and modification” (page 897) .	abcd-14
	N	CLRB (R) not required, when IDLE would be used	
CLRB (S)	abcd	Clear Back. For information about your response options, refer to “Signaling category assignment and modification” (page 897) .	abcd-14
	N	CLRB (S) not required (IDLE signal is used)	
CLRF (R)	abcd	Clear Forward. For information about your response options, refer to “Signaling category assignment and modification” (page 897) .	abcd-18
	N	CLRF (R) not required	
CLRF (S)	abcd	Clear Forward. For information about your response options, refer to “Signaling category assignment and modification” (page 897) .	abcd-18
	N	CLRF (S) not required	

Prompt	Response	Comment	Pack/Rel
CONN (R)	abcd	Connect. For information about your response options, refer to “Signaling category assignment and modification” (page 897).	abcd-14
CONN (S)	abcd	Connect. For information about your response options, refer to “Signaling category assignment and modification” (page 897).	
CRC		Functionality depends on datablock in use.	pri2-14
	x...x	In the DTI2 and JDM1 datablocks, CRC configures the Cyclic Redundancy Check threshold, where x...x = 1-(201) or (97)-255	
	NC mt dt ct ot	<p>In the PRI2 datablock, CRC configures the Cyclic Redundancy Check error counts. Where:</p> <ul style="list-style-type: none"> • NC = Error count values are in the range 1 - 255 • mt = Maintenance threshold time (MNT). Default = 10S. • dt = No new data calls threshold time (NNDC). Default = 3S. • ct = No new calls threshold time (NNC). Default = 3S. • ot = Out-of-service threshold time (OOS). Default = 1S. <p>Response options for mt, dt, ct, ot:</p> <p>Threshold time entries end in one of the following letters: T, S, M, H. These letters indicate the time increment to be used. Response options for mt, dt, ct and ot are as follows:</p> <ul style="list-style-type: none"> • 20T–5000T = 20 millisecond increments • 1S–240S = 1 second increments • 1M–240M = 1 minute increments • 1H–24H = 1 hour increments <p>Important: The following requirements must be met:</p> <ul style="list-style-type: none"> • mt = >dt = >ct = >ot 	

Prompt	Response	Comment	Pack/Rel
C SUPO(S)	abcd	Complex Supervision to Operator signal used for KD3 signalling calls to Special Services with Hold. For information about your response options, refer to “Signaling category assignment and modification” (page 897).	kd3-20
	N	Note that the input for the a field must be C. SUPO not required	
CTRR		Clock tracking recovery in case of Blue Alarm on reference loops (Small System).	basic-4.50
	(NO)	Software controlled clock reference tracking recovery is disabled in case of Blue Alarm on the reference loops.	
	YES	Software controlled clock reference tracking recovery is enabled in case of Blue Alarm on the reference loops.	
DBNC	(10)-32	Debounce timer (in milliseconds) For DTI2 only.	pedm-18
DCO	x y	Digital COT, FEX, WAT, and DID trunks. Where x = Rx code (receive) and y = Tx code (transmit). Response range for x and y is: 0-26. See “DTI2 / PRI2 / JDMI data blocks (SYTI)” (page 890) for more information about x and y codes.	dti/pri-14
	<CR>	Initial values	
DFLT	(1)-16	Default signaling category to be used for default values. When REQ = NEW, default is SICA 1 for DTI2 and SICA 16 for JDMI. Table 9 “Default Pad Category 1 values (PDCA 1) (DTI/PRI with GPRI pkg 167)” (page 894) shows the default values for both Signaling Categories 1 & 16.	dti/pri-14

Prompt	Response	Comment	Pack/Rel
	<CR>	A carriage return configures default values, according to your configuration: DTI/PRI - default pad codes from Table 9 "Default Pad Category 1 values (PDCA 1) (DTI/PRI with GPRI pkg 167)" (page 894) on Table 9 "Default Pad Category 1 values (PDCA 1) (DTI/PRI with GPRI pkg 167)" (page 894) . (PDCA 1). Must be equipped with GPRI package 167. BRIL/BRIT/DTI2/PRI2 - default pad codes from Table 10 "Default Pad Category 1 values (PDCA 1) (BRIL/BRIT/DTI2/PRI2)" (page 895) on Table 9 "Default Pad Category 1 values (PDCA 1) (DTI/PRI with GPRI pkg 167)" (page 894) . (PDCA 1) JDMI - default pad codes from Table 11 "Default Pad Category 16 values (PDCA 16) (JDMI)" (page 896) on Table 12 "Default pad values for TOLL prompt" (page 896) . (PDCA 16)	
DSET	x y	Meridian Digital Set. Where x = Rx code (receive) and y = Tx code (transmit). Response range for x and y is: 0-26. See "DTI2 / PRI2 / JDMI data blocks (SYTI)" (page 890) for more information about x and y codes.	gpri-18
	<CR>	Initial values	
DTO	x y	1.5 Mb/s DTI/PRI Digital TOLL Office trunks. Where x = Rx code (receive) and y = Tx code (transmit). Response range for x and y is: 0-26. See "DTI2 / PRI2 / JDMI data blocks (SYTI)" (page 890) for more information about x and y codes.	gpri-18
	<CR>	Initial values	
DTT	x y	Digital TIE Trunks. Where x = Rx code (receive) and y = Tx code (transmit). Response range for x and y is: 0-26. See "DTI2 / PRI2 / JDMI data blocks (SYTI)" (page 890) for more information about x and y codes.	gpri-18
	<CR>	Initial values	

Prompt	Response	Comment	Pack/Rel
E CONN (R)	abcd	Connect. For information about your response options, refer to “Signaling category assignment and modification” (page 897).	abcd-14
E CONN (S)	abcd	Connect. For information about your response options, refer to “Signaling category assignment and modification” (page 897).	abcd-14
E SEZ (R)	abcd	Seize for voice or data calls to a non-SL-1. For information about your response options, refer to “Signaling category assignment and modification” (page 897).	abcd-18
E SEZ (S)	abcd	Seize for voice or data calls to a non-SL-1. For information about your response options, refer to “Signaling category assignment and modification” (page 897).	abcd-18
EDGE		Edge of pulse	dti/pr-14
	0	PPM bit counted when changed from 1 to 0	
	1	PPM bit counted when changed from 0 to 1	
EFCS	(NO) YES	Enable Fast Clock Switching EREF option in LD 60 must be chosen to enable this prompt.	dti/pr-18
FALT (R)	abcd	Fault (DTI out-of-service). For information about your response options, refer to “Signaling category assignment and modification” (page 897).	abcd-14
	N	If FALT not required	
FALT (S)	abcd	Fault (DTI out-of-service). For information about your response options, refer to “Signaling category assignment and modification” (page 897).	abcd-14
	N	If FALT not required	
FAP	1-(28)-255 (1)-255		dti/pr-14

Prompt	Response	Comment	Pack/Rel
	NF mt dt ct ot	<p>Frame Alignment thresholds</p> <p>Frame Alignment Problem thresholds</p> <p>Where:</p> <ul style="list-style-type: none"> • NF = Error count values are in the range: 1-(32)-255 • mt = Maintenance threshold time (MNT) • (default = 4S) • dt = No new data calls threshold time (NNDC) • (default = 1S) • ct = No new calls threshold time (NNC) • (default = 1S) • ot = Out-of-service threshold time (OOS) • (default = 100T) <p>Response options for mt, dt, ct, ot:</p> <p>Threshold time entries end in one of the following letters: T, S, M, H. These letters indicate the time increment to be used. Response options for mt, dt, ct and ot are as follows:</p> <ul style="list-style-type: none"> • 20T–5000T = 20 millisecond increments • 1S–240S = 1 second increments • 1M–240M = 1 minute increments • 1H–24H = 1 hour increments <p>Important note: The following requirements must be met: mt = >dt = >ct = >ot</p>	dti/prs-14
FEAT	ABCD	<p>Feature</p> <p>ABCD bit signaling category</p> <p>Valid response when TYPE = DTI2 or JDMI.</p> <p>Refer to NTP 553-2911-200 for default ABCD table with suggested values.</p>	dti/prs-14

Prompt	Response	Comment	Pack/Rel
	PAD	<p>Pad category Valid response for all types.</p> <p>This prompt is not applicable for DPNSS and DASS2 applications. For DPNSS, the pad values are automatically set to zero (0) for both transmit and receive. For DASS2, the loss pad values are set to zero (0) for transmit and four (4) for receive.</p> <p>If TYPE = BRIL or BRIT, then PAD is the only response allowed.</p>	
	LPTI	<p>Loop Timers Valid response when TYPE = DTI2, JDMI or PRI2.</p>	
	SYTI	<p>System Timers and counter (only one set per system) Valid response when TYPE = DTI2, JDMI or PRI2.</p>	
FRFW	(NO) YES	This DTI2 loop is (is not) equipped with special Firmware for France.	dti/pra-18
GP2	T2 mt dt ct ot	<p>Group 2 error thresholds Where:</p> <ul style="list-style-type: none"> • T2 = Error count values in range: 1-(20)-255. The T2 entry defines the maximum time that can occur before software checks the associated thresholds of 120 to 32,640 msec and rounds them to the closest multiple of 128 msec. • mt = Maintenance threshold time (MNT) • (default = 100S) • dt = No new data calls threshold time (NNDC) • (default = 12S) • ct = No new calls threshold time (NNC) • (default = 12S) • ot = Out-of-service threshold time (OOS) • (default = 4S) 	dti/pra-14

Prompt	Response	Comment	Pack/Rel
		<p>Response options for mt, dt, ct, ot:</p> <p>Threshold time entries end in one of the following letters: T, S, M, H. These letters indicate the time increment to be used. Response options for mt, dt, ct and ot are as follows:</p> <ul style="list-style-type: none"> • 20T–5000T = 20 millisecond increments • 1S–240S = 1 second increments • 1M–240M = 1 minute increments • 1H–24H = 1 hour increments <p>Important note: The following requirements must be met:</p> <ul style="list-style-type: none"> • mt = >dt = >ct = >ot 	
ICS	0-159	<p>Multi Purpose Serial Data Link Idle Code Selection</p> <p>Loop number for which IDLE PCM code has to be sent Precede loop number with X to remove</p>	pra-24
IDLE (R)	abcd	Idle. For information about your response options, refer to “Signaling category assignment and modification” (page 897).	abcd-14
IDLE (S)	abcd	Idle. For information about your response options, refer to “Signaling category assignment and modification” (page 897).	abcd-14
ITBP	8-(72)-248	Idle Time between PPM pulses in milliseconds	kd3-20
ITPP	(NO)	Italian PPM option denied	kd3-20
	YES	Italian PPM option allowed	
LCLB	(NO) YES	Lockout Clear Back option for DID trunks	

Prompt	Response	Comment	Pack/Rel
LFAC	0-(3)-128	Loss-of-Frame-Alignment Counter This is the maximum number of times a DTI/PRI loop can be taken out-of-service in 24 hours. If this threshold is reached the DTI/PRI must be restored to service manually. If "0" is entered, there is no limit on number of times that trunks can be taken out and automatically restored to service.	dti/pr-14
LFAL	1-(17)-10240 1-(511)-10240	Loss-of-Frame-Alignment maintenance and out-of-service thresholds for a 24 hour period The maintenance threshold must be greater than the out-of-service threshold.	dti/pr-14
LOOP	loop card	PRI2 Loop number PRI2 or DTI2 card slot for Option 11C only	dti/pr-14
LOOP	loop	DTI Loop number Must be defined in LD 17.	dti/pr-14
MAND	0-(15)-1440	Maintenance guard time (in minutes). For DTI2 only.	dti2-14
MCM	x y <CR>	M1 CT2 Mobility Pad value. . Where x = Rx code (receive) and y = Tx code (transmit). Response range for x and y is: 0-26. See "DTI2 / PRI2 / JDMI data blocks (SYTI)" (page 890) for more information about x and y codes. Initial values	mcmo-20
MFAO	YES	Multiframe Alignment Option DTI card sets bit 3 of timeslot 0 if loss of Multiframe Alignment Signal (MFAS) occurs (JDMI default)	dti/pr

Prompt	Response	Comment	Pack/Rel
	NO	DTI card do not set bit 3 of timeslot 0 if loss of Multiframe Alignment Signal (MFAS) occurs (DTI2 default)	
	<CR>	No change is required.	
MFF		Multiframe Format	dti/prs-14
		The prompt appears only if CDTI2 = YES. CRC4 or Alternate Frame Format can be chosen. In the previous design, this prompt was issued for SDC2 (Option 11C DTI2) loops.	
	(AFF)	Alternative Frame Format	
	CRC	Cyclic Redundancy Check (CRC 4). CRC is prompted for Small System. For Large System, only AFF is supported.	
MFSL	(0)-3	The MFS signals transmission level. The prompt appears when CISFW is set to MFS or MFA and the CISMFS package is equipped.	
		The transmission level can be set to the following values:	
		<ul style="list-style-type: none"> • (0) = -7.3 db • 1 = -5.0 db • 2 = -3.5 db • 3 = 0 DB 	
MGCLK	sl s c	Superloop, shelf, and card location of the Clock Controller (NTAK20) for the IPMG. Package 403 (IP Media Gateway) must be enabled.	ipmg-5.0
		To remove the configured Clock Controller on a particular IPMG, precede the Prompt arguments with an "X". For example, "MGCLK Xsl s". Note that the "c" (card) parameter is not required for the removal.	
MINP	8-(72)-248	Idle time between PPM pulses (in milliseconds)	kd3-20

Prompt	Response	Comment	Pack/Rel
MNG1	nnnM	Maintenance Guard time Group 1 where nnn = 1-(15)-240. Default = 15M.	dti/pr-14
MNG2	nnnM	Out-of-Service Guard time Group 1 where nnn = 1-(15)-240. Default = 15M. No New Calls	
NCG1	nnnM	Guard time Group 1 where nnn = 1-(15)-240. Default = 15M.	dti/pr-14
NCG2	nnnS	No New Calls Guard time Group 2, where nnn = 1-(15)-240. Default = 15S.	dti/pr-14
NCSD	0-(15)-1440 1S-59S	New Call Suppression Guard time in minutes and seconds. For DTI2 only.	dti2-14
NOOS	(NO) YES	The grade of service feat Enable current grade of service feat Alternate grade of service feat	dti/pr-18
NRCV (S)	abcd N	Number Received. For information about your response options, refer to “Signaling category assignment and modification” (page 897). NRCV (S) not required	abcd-14
NTC	x y <CR>	Non-Transmission Compensated (Analog TIE). Where x = Rx code (receive) and y = Tx code (transmit). Response range for x and y is: 0-26. See “DTI2 / PRI2 / JDMI data blocks (SYTI)” (page 890) for more information about x and y codes. Initial values	dti/pr-14
ONP	x	On-Premises extension. Where x = Rx code (receive) and y = Tx code (transmit). Response range for x and y is: 0-26. See “DTI2 / PRI2 / JDMI data blocks (SYTI)” (page 890) for more information about x and y codes.	dti/pr-14

Prompt	Response	Comment	Pack/Rel
	<CR>	Initial values	
OOSC	0-(5)-127	Out-of-Service Counter (Counts out-of-service occurrences since midnight) (DTI disabled) For DTI2 only.	dti2-14
OPX	x y	Off-Premises Extension. Where x = Rx code (receive) and y = Tx code (transmit). Response range for x and y is: 0-26. See “DTI2 / PRI2 / JDMI data blocks (SYTI)” (page 890) for more information about x and y codes.	dti/pr-14
	<CR>	Initial values	
OSG1	nnnM	Out-of-Service Guard time Group 1, where nnn = 1-(15)-240.	dti2-14
OSG2	nnnS	Out-of-Service Guard time Group 2, where nnn = 1-(15)-240. Default = 15S.	dti2-14
OSGD	0-(15)-1440	Out-of-Service Guard time (in minutes). For DTI2 only.	dti2-14
P BRLS (R)	abcd	Backward Release. For information about your response options, refer to “Signaling category assignment and modification” (page 897) .	abcd-18
		This signal is mutually exclusive with the P RCTL (R) signal.	
	N	P BRLS (R) not required	
P BRLS (S)	abcd	Backward Release. For information about your response options, refer to “Signaling category assignment and modification” (page 897) .	abcd-18
		This signal is mutually exclusive with P RCTL (S) and RCOD (S) signals.	
	N	P BRLS (S) not required	

Prompt	Response	Comment	Pack/Rel
P BURS (R)	abcd	Bring Up Receiver for L1 networking. For information about your response options, refer to “Signaling category assignment and modification” (page 897) .	abcd-14
	N	BURS (R) not required	
P BURS (S)	abcd	Bring Up Receiver for L1 networking. For information about your response options, refer to “Signaling category assignment and modification” (page 897) . Uses switchhook flash timer for pulse duration time.	abcd-14
	N	BURS (S) not required	
P CALL (R)	abcd	Signal sent during seize by an incoming CO trunk. For information about your response options, refer to “Signaling category assignment and modification” (page 897) .	abcd-14
P CAS (R)	abcd	Centralized Attendant Service (DTI2 only). For information about your response options, refer to “Signaling category assignment and modification” (page 897) .	abcd-14
	N	CAS (R) not required	
P CAS (S)	abcd	Centralized Attendant. For information about your response options, refer to “Signaling category assignment and modification” (page 897) . Pulse time not variable. Prompted for DTI2 only.	abcd-14
	N	CAS (S) not required	
P DIGT (R)	abcd	Decadic pulses. For information about your response options, refer to “Signaling category assignment and modification” (page 897) .	abcd-14
	N	DIGT (R) not required	
P DIGT (S)	abcd	Digit pulse timing from TDS (Bits P, X or U). For information about your response options, refer to “Signaling category assignment and modification” (page 897) . JDMI default = PXXX	abcd-14

Prompt	Response	Comment	Pack/Rel
	N	DIGT (S) signal not required	
P EOS (R)	abcd	End of Selection. For information about your response options, refer to “Signaling category assignment and modification” (page 897).	abcd-14
	N	EOS (R) not required	
P EOSB (S)	abcd	End of Selection Busy. For information about your response options, refer to “Signaling category assignment and modification” (page 897).	abcd-14
	N	EOSB (S) not required	
P EOSF (S)	abcd	End Of Selection Free. For information about your response options, refer to “Signaling category assignment and modification” (page 897).	abcd-14
	N	EOSF (S) not required	
P ESNW (R)	abcd	ESN Wink. For information about your response options, refer to “Signaling category assignment and modification” (page 897).	abcd-14
	N	ESNW (R) not required	
P ESNW (S)	abcd	ESN Wink. For information about your response options, refer to “Signaling category assignment and modification” (page 897) Pulse time not variable.	abcd-14
	N	ESNW (S) not required	
P FRLS (R)	abcd	Forward Release. For information about your response options, refer to “Signaling category assignment and modification” (page 897). This signal is mutually exclusive with CLRf (R) the signal.	abcd-18
	N	P FRLS (R) not required	

Prompt	Response	Comment	Pack/Rel
P FRLS (S)	abcd	Forward Release. For information about your response options, refer to “Signaling category assignment and modification” (page 897). This signal is mutually exclusive with the CLRF (S) signal.	abcd-18
	N	P FRLS (S) not required	
P METR (R)	abcd	ABCD bits value for received metering pulses. For information about your response options, refer to “Signaling category assignment and modification” (page 897). Bits P, X or U are selectable. Only two P bits can be selected. P METR (R) is prompted only when COT and DID trunks are equipped. Periodic Pulse Metering (PPM) package 101 is required.	ppm-14
	N	METR (R) signal not required N must be selected when either a CDTI2 or a CSDTI2 cards is equipped. These cards do not support PPM.	
P NXFR (R)	abcd	Network Transfer. For information about your response options, refer to “Signaling category assignment and modification” (page 897).	abcd-14
	N	NXFR (R) not required	
P NXFR (S)	abcd	Network Transfer. For information about your response options, refer to “Signaling category assignment and modification” (page 897). Pulse time not variable.	abcd-14
	N	NXFR (S) not required	
P OPCA (R)	abcd	Operator Calling. For information about your response options, refer to “Signaling category assignment and modification” (page 897).	abcd-14
	N	OPCA (R) not required	
P OPRC (R)	abcd	Operator Recall for special services. For information about your response options, refer to “Signaling category assignment and modification” (page 897). Minimum three pulses of 160 milliseconds each	abcd-14

Prompt	Response	Comment	Pack/Rel
	N	OPRC (R) not required	
P OPRS (R)	abcd	Operator manual recall. For information about your response options, refer to “Signaling category assignment and modification” (page 897) .	abcd-14
	N	OPRS (R) not required	
P RCOD (S)	abcd	Release Control Originating party Disconnect. For information about your response options, refer to “Signaling category assignment and modification” (page 897) . This signal is another pulsed SL-1 signal sent on incoming trunks when the originating party disconnects first.	abcd-15
	N	RCOD (S) not required	
P RCTL (R)	abcd	Release Control. For information about your response options, refer to “Signaling category assignment and modification” (page 897) .	abcd-14
	N	RCTL (R) not required	
P RCTL (S)	abcd	Release Control. For information about your response options, refer to “Signaling category assignment and modification” (page 897)	abcd-14
	N	RCTL (S) not required	
		Prompted when CLRB is unused or is defined the same as IDLE.	
P RRC (S)	abcd	Register Recall (activated by Malicious Call Trace). For information about your response options, refer to “Signaling category assignment and modification” (page 897) .	abcd-14
	N	RRC(S) not required	
P WNKS (R)	abcd	Wink Start. For information about your response options, refer to “Signaling category assignment and modification” (page 897) .	abcd-18
	N	P WNKS (R) not required	

Prompt	Response	Comment	Pack/Rel
P WNKS (S)	abcd	Wink Start (corresponds to a pulsed seize. For information about your response options, refer to “Signaling category assignment and modification” (page 897) . acknowledgment).	abcd-18
	N	P WNKS (S) not required P WNKS (S) is prompted when SEZA (S) is not required.	
PDCA	1-16	Pad Category table (Pad Category Table1 cannot be changed or deleted)	dti/pr-14
	<CR>	Print all the pad category tables	
PERS	0-(100)-254	Persistence timer in milliseconds for far-end problems For DTI2 only.	dti2-14
	0-(50)-254	Group 2 Persistence timer and clearance timer (in 2 millisecond increments)	
PPMD	(NO)	PPM Parameter Download not required	kd3-20
	YES	PPM Parameter Download required	
PRCS (S)	abcd	PRCS. For information about your response options, refer to “Signaling category assignment and modification” (page 897) .	abcd-14
	N	PRCS (S) not required	
PREF		Primary Reference	dti/pr-14
	0-159	Source loop for clock controller (Large System format)	
	0-254	Systems with Fibre Network Fabric	fnf-25
	l s c	Source from a Basic Rate Interface Trunk (BRIT) S/T Interface Line Card (SILC) (Large System format)	
		Where:	

Prompt	Response	Comment	Pack/Rel
		<ul style="list-style-type: none"> • l = 0-156 (loop number must be zero or a multiple of four) • s = 0-1 • c = 0-15 <p>The SILC must have DSL 0 defined as a trunk and CLOK = YES in LD 27.</p>	
	1-9	Source card for clock controller (Option 11C format)	
		The response must be the same as CLKN above, or <CR> for free run.	
		If source is a Basic Rate Interface Trunk (BRIT) S/T Interface Line Card (SILC) then the SILC must have DSL 0 defined as a trunk and CLOK = YES in LD 27.	
	<CR>	If REQ = NEW and carriage return is entered, then Primary Reference is free-run mode.	
		If REQ = CHG, then Primary Reference is not changed.	
		The loop or card must already be defined in LD 17 (prompt DLOP). Use <CR> for free-running mode. Free-running mode uses loop 255. If <CR> is used, you are not prompted for the Secondary Reference (SREF). Precede with X to remove	
	l s c	Prompted only if the l-s-c entered against CLKN is a MISP loop. The SILC TN (for primary reference) is accepted in sl-s-c format.	basic 5.0
	c	Primary Reference card that accepts the SILC card number for MISP loops. For non MISP loops, the card number must match the card number entered against the MGCLK prompt.	ipmg-5.0
PREF CC0	loop	Primary Reference DTI/PRI loop for Clock controller zero (non-Small System). The clock controller derives its primary clock pulses from the loop selected here.	dti/pra-14
	1-9	Card number containing the primary clock reference for the main cabinet (Option 11C)	
	1-4	Card number containing the primary clock reference for the main chassis	ipmg-5.0

Prompt	Response	Comment	Pack/Rel
		If a BRI trunk (BRIT) is the reference source then the SILC must have DSL 0 defined as a trunk and CLOK = YES in LD 27.	
	0-254	Systems with Fibre Network Fabric	fnf-25
	<CR>	Primary Reference remains at current setting	
	X	Primary Reference reverts to the free-run mode	
PREF CC1	loop	Primary Reference DTI/PRI loop for Clock controller one. The response is the loop from which the clock controller is deriving its primary clock pulses. (Large System)	dti/pra-14
	0-254	Systems with Fibre Network Fabric	fnf-25
	<CR>	Primary Reference remains at current setting	
	X	Primary Reference reverts to the free-run mode	
	xx	Card number of PRI/DTI/SILC or DTI2/PRI2/SILC containing the primary clock reference. Where xx is:	
		<ul style="list-style-type: none"> • 11-19 for Option 11C IP expansion cabinet 1 	sipe-25
		<ul style="list-style-type: none"> • 11-14 for Option 11C Chassis 	basic-1.0
PREF CC2	xx	Card number of PRI/DTI/SILC or DTI2/PRI2/SILC containing the primary clock reference. Where xx is:	
		<ul style="list-style-type: none"> • 21-29 for Option 11C IP expansion cabinet 2 	sipe-25
		<ul style="list-style-type: none"> • 21-24 for Option 11C Chassis 	basic-1.0
PREF CC3	xx	Card number of PRI/DTI/SILC or DTI2/PRI2/SILC containing the primary clock reference. Where xx is:	
		<ul style="list-style-type: none"> • 31-39 for Option 11C IP expansion cabinet 3 	sipe-25
		<ul style="list-style-type: none"> • 31-34 for Option 11C Chassis 	basic-1.0

Prompt	Response	Comment	Pack/Rel
PREF CC4	xx	Card number of PRI/DTI/SILC or DTI2/PRI2/SILC containing the primary clock reference. Where xx is: <ul style="list-style-type: none"> • 41-49 for Option 11C IP expansion cabinet 4 • 41-44 for Option 11C Chassis 	sipe-25 basic-1.0
PRI	x y <CR>	1.5 Mb/s PRI/DTI trunk. Where x = Rx code (receive) and y = Tx code (transmit). Response range for x and y is: 0-26. See "DTI2 / PRI2 / JDMI data blocks (SYTI)" (page 890) for more information about x and y codes. Initial values	gpri-18
PRI2	x y <CR>	2.0 Mb/s PRI/DTI trunk. Where x = Rx code (receive) and y = Tx code (transmit). Response range for x and y is: 0-26. See "DTI2 / PRI2 / JDMI data blocks (SYTI)" (page 890) for more information about x and y codes. Initial values	gpri-18
RAIE	(NO) YES	Disable reporting of RAIE Group II alarm state with continuous CRC error information reporting Enable reporting of RAIE Group II alarm state with continuous CRC error information reporting	euro-20
RALM	1-(3)-128	Remote (yellow) Alarm clear threshold This is the number of "remote alarm clear" signals received in 24 hours. If the threshold is reached the DTI/PRI must be restored to service manually.	dti/pra-14
RATS	1-(10)-15	The number of consecutive seconds the firmware has to check and validate error rate condition.	dti/pra-18
REPT	(1)-5	Number of OPCA (R) pulses	dti/pra-14
REQ		Request	dti/pra-14

Prompt	Response	Comment	Pack/Rel
	CHG	Change existing data block	
	END	Exit Overlay program	
	NEW	Create a new data block	
	OUT	Remove data block	
	PRT	Print the specified data block	
SASU	0-32256	Seize Acknowledge Supervision period (in milliseconds) DTI2 default = 1920; JDMI default = 4992	sasu-18
SATT	x y	Satellite Analog TIE Trunks. Where x = Rx code (receive) and y = Tx code (transmit). Response range for x and y is: 0-26. See “DTI2 / PRI2 / JDMI data blocks (SYTI)” (page 890) for more information about x and y codes.	gpri-18
	<CR>	Initial values	
SDTT	x y	Satellite Digital TIE Trunks. Where x = Rx code (receive) and y = Tx code (transmit). Response range for x and y is: 0-26. See “DTI2 / PRI2 / JDMI data blocks (SYTI)” (page 890) for more information about x and y codes.	gpri-18
	<CR>	Initial values	
SEZA (R)	abcd	Seize Acknowledgment. For information about your response options, refer to “Signaling category assignment and modification” (page 897).	abcd-14
	N	SEZA (R) not required	
SEZA (S)	abcd	Seize Acknowledgment. For information about your response options, refer to “Signaling category assignment and modification” (page 897).	abcd-14
	N	SEZA (S) not required	

Prompt	Response	Comment	Pack/Rel
SEZD (R)	abcd	Seize for voice or data calls from a non-SL-1. For information about your response options, refer to “Signaling category assignment and modification” (page 897).	abcd-18
SEZD (R)	abcd	Seize for data calls between SL-1s. For information about your response options, refer to “Signaling category assignment and modification” (page 897).	abcd-18
	N	SEZD (R) signal not required	
SEZD (S)	abcd	Seize for data calls (only recommended for SL-1 to SL-1 applications). For information about your response options, refer to “Signaling category assignment and modification” (page 897).	abcd-14
	N	SEZD (S) not required	
SEZV (R)	abcd	Seize for voice calls. For information about your response options, refer to “Signaling category assignment and modification” (page 897).	abcd-14
	N	SEZV (R) signals not required	
SEZV (S)	abcd	Seize for voice calls (only recommended for SL-1 to SL-1 applications). For information about your response options, refer to “Signaling category assignment and modification” (page 897).	abcd-14
	N	SEZV (S) not required	
SICA	2-16	Signaling Category	abcd-14
	1	If REQ = PRT, then 1 must be input to print default table	
	<CR>	If REQ = PRT, all signaling tables are printed	
SLP	mc mt oc ot	Slip count. Where:	dti/pr-14

Prompt	Response	Comment	Pack/Rel
		<ul style="list-style-type: none"> mc = Maintenance threshold slip count 1-(5)-255 mt = Maintenance threshold time default = 24H oc = Out-of-service threshold slip count 1-(30)-255 ot = Out-of-service threshold time default = 1H <p>Threshold times must be one of the following:</p> <ul style="list-style-type: none"> nnnnT, nnnS, nnnM, or nnH <p>Where:</p> <ul style="list-style-type: none"> nnnn is an integer T,S,M, or H show the increments of use <p>The time values are as follows:</p> <ul style="list-style-type: none"> nnnnT = 20 millisecond increments (nnnn = 20-5000) nnnS = 1 second increments (nnn = 1-240) nnnM = 1 minute increments (nnn = 1-240) nnH = 1 hour increments (nn = 1-24) 	
	NS mt dt ct ot	<p>Slip count maintenance threshold. Where:</p> <ul style="list-style-type: none"> NS = Error count values are in the range: 1-(20)-255 mt = Maintenance threshold time (MNT) (default = 30S) dt = No new data calls threshold time (NNDC) (default = 10S) ct = No new calls threshold time (NNC) (default = 10S) ot = Out-of-service threshold time (OOS) (default = 6S) <p>Response options for mt, dt, ct, ot:</p>	dti/pr-14

Prompt	Response	Comment	Pack/Rel
		<p>Threshold time entries end in one of the following letters: T, S, M, H. These letters indicate the time increment to be used. Response options for mt, dt, ct and ot are as follows:</p> <ul style="list-style-type: none"> • 20T–5000T = 20 millisecond increments • 1S–240S = 1 second increments • 1M–240M = 1 minute increments • 1H–24H = 1 hour increments <p>Important note: The following requirements must be met:</p> <ul style="list-style-type: none"> • mt = >dt = >ct = >ot 	
SOS	abcd	Special Operator Signal. For information about your response options, refer to “Signaling category assignment and modification” (page 897) .	abcd-14
	N	<p>Undefined</p> <p>Prompted when OPRC = N.</p>	
SREF		Secondary Reference. Prompted when PREF is not free-run.	dti/pra-14
	0-159	Source loop for clock controller (non-Option 11C format)	
	0-254	Systems with Fibre Network Fabric	fnf-25
	l s c	Source from a Basic Rate Interface Trunk (BRIT) S/T Interface Line Card (SILC) (non-Option 11C format)	ipmg-5.0
		<p>Clock controller card for CS 1000E.</p> <p>Where:</p> <ul style="list-style-type: none"> • l = 0-156 (loop # must be 0 or a multiple of 4) • s = 0-1 • c = 0-15 <p>The SILC must have DSL 0 defined as a trunk and CLOK = YES in LD 27.</p>	

Prompt	Response	Comment	Pack/Rel
	1-9	Source card for clock controller (Option 11C format)	
		If source is a Basic Rate Interface Trunk (BRIT) S/T Interface Line Card (SILC) then the SILC must have DSL 0 defined as a trunk and CLOK = YES in LD 27.	
		The loop or card must already be defined in LD 17 at the DLOP prompt.	
	<CR>	Free-running mode. Loop 255 is reserved for free-running mode.	
	X	Precede with X to remove	
	c	Secondary Reference card. The Secondary Reference card cannot match the card number entered against the MGCLK or PREF prompts.	ipmg-5.0
SREF CC0	loop	Secondary Reference DTI/PRI loop for Clock controller zero (non-Small System). The response is the loop from which the clock controller is deriving its secondary clock pulses.	dti/pra-14
	0-254	Systems with Fibre Network Fabric	fnf-25
	1-9	Card number of PRI/DTI/SILC or DTI2/PRI2/SILC containing the secondary clock reference for the main cabinet (Option 11C)	sipe-25
	1-4	Card number containing the secondary clock reference for the main chassis	ipmg-5.0
		If a BRI trunk (BRIT) is the reference source then the SILC must have DSL 0 defined as a trunk and CLOK = YES in LD 27.	
	<CR>	Secondary Reference remains at current setting	
	X	Secondary Reference reverts to the free-run mode	
SREF CC1	loop	Secondary Reference DTI/PRI loop for Clock controller one. The response is the loop from which the clock controller is deriving its secondary clock pulses. (Large System)	dti/pra-14
	0-254	Systems with Fibre Network Fabric	fnf-25

Prompt	Response	Comment	Pack/Rel
	<CR>	Secondary Reference remains at current setting	
	X	Secondary Reference reverts to the free-run mode	
		The clock controller prompts only appear for clocks which are valid for the machine type being configured.	
		The prompts only appear if the system is in a valid state for the definition of the DTI2/PRI2/BRIT clock controller data (example, the 1.5 Mb/s DTI clock references must be unused or in a free-run mode).	
	xx	Card number of PRI/DTI/SILC or DTI2/PRI2/SILC containing the primary clock reference. Where xx is:	
		<ul style="list-style-type: none"> • 11-19 for Option 11C IP expansion cabinet 1 	sipe-25
		<ul style="list-style-type: none"> • 11-14 for Option 11C Chassis 	basic-1.0
SREF CC2	xx	Card number of PRI/DTI/SILC or DTI2/PRI2/SILC containing the primary clock reference. Where xx is:	
		<ul style="list-style-type: none"> • 21-29 for Option 11C IP expansion cabinet 2 	sipe-25
		<ul style="list-style-type: none"> • 21-24 for Option 11C Chassis 	basic-1.0
SREF CC3	xx	Card number of PRI/DTI/SILC or DTI2/PRI2/SILC containing the primary clock reference. Where xx is:	
		<ul style="list-style-type: none"> • 31-39 for Option 11C IP expansion cabinet 3 	sipe-25
		<ul style="list-style-type: none"> • 31-34 for Option 11C Chassis 	basic-1.0
SREF CC4	xx	Card number of PRI/DTI/SILC or DTI2/PRI2/SILC containing the primary clock reference. Where xx is:	
		<ul style="list-style-type: none"> • 41-49 for Option 11C IP expansion cabinet 4 	sipe-25
		<ul style="list-style-type: none"> • 41-44 for Option 11C Chassis 	basic-1.0

Prompt	Response	Comment	Pack/Rel
SRIM	(1)-127	Slip Rate Improvement Monitoring time (the amount of time in minutes before returning trunks either to service or to the SRGT state) After the tracking or non-tracking mode frame slippage out-of-service threshold is exceeded, the slip rate is monitored for improvement. If the non-tracking maintenance threshold exceeds SRMM or fewer times in the duration of this timer, then the trunks are returned to service. Otherwise, this timer is reset and monitoring continues.	dti/pr-15
SRMM	1-(2)-127	Slip Rate Maintenance Maximum Number of times the Slip Rate exceeds the maintenance limit while waiting for Slip Rate improvement during the time window specified at the SRIM prompt.	dti/pr-14
SRNT	1-(15)-1024 1-(3)-1024	Slip Rate Non-Tracking mode maintenance and out-of-service thresholds These are frame slip rate thresholds for the non-tracking mode. The first value is the maintenance threshold in seconds. The second value is the out-of-service threshold in seconds, the amount of time in which 10 slips occur.	dti/pr-14
SRTK	1-(5)-24 1-(30)-3600		dti/pr-1

Prompt	Response	Comment	Pack/Rel
		Slip Rate Tracking mode maintenance (in hours) and out-of-service thresholds (per hour)	
		These are frame slip rate thresholds for the tracking mode.	
		The first value is the maintenance threshold or the elapsed time (in hours) between frame slips. The default is 1 slip in 5 hours. The second value is the out-of-service threshold or the number of slips per hour. The default is 30 slips in 1 hour.	
SZNI	(NO) YES	PSTN incoming seizure during lockout of MFAS and far-end fault states allowed	
TGLR	(NO) YES	Toggle reserves bits in Frame 0, Timeslot 0. Prompted for JDMI loops. jdmi-14	
TIME	1-(2)-15	Pulse on time	
	1-(8)-15	Pulse off time	
	(100)-150	Time for EOSF (S) (in milliseconds)	abcd-14
	64-(128)-192	Time of OPCA (R) pulse (in milliseconds)	abcd-14
TIME	10-(100)-630	Time of Register Recall signal timer {RRC (S)} in milliseconds. This defines the flash duration for 2.0 Mbit DTI trunks.	emct-20
	64-(128)-192	Length of BURS (R) pulse (in milliseconds)Length of BURS (R) pulse (in milliseconds)	abcd-14
	xxxx yyyy	Minimum and maximum time range for OPRS (R) (in milliseconds). Where: abcd-14	abcd-14
		<ul style="list-style-type: none"> • xxxx = 8-(48)-2040 • yyyy = xxxx-(128)-2040 	
	50 80 90 (150) 800	Delay time for the SEZA signal (in milliseconds)	abcd-14

Prompt	Response	Comment	Pack/Rel
	20-(140)-500	20-(290)-500	abcd-14
		Minimum and maximum length of WNKS (R) pulse (in milliseconds).	
	64-(128)-192		abcd-14
		Length of BURS (R) pulse (in milliseconds)	
	40-(240)-480		
		Maximum time METR signal can be on (in milliseconds)	
	(0)-800	Milliseconds	abcd-14
		Prompted when the abcd bits entered in response to the CLFR (S) prompt are different from the abcd bits of the IDLE signal	
	100-(150) 300		
		Time value is stored (in multiples of 10 milliseconds)	
	150	Timer value in milliseconds is fixed	
	(64)-320	64-(256)-320	
		Length of EOS (R) pulse (in increments of 8 milliseconds)	
	96-(128)-320	96-(256)-320	
		Time (stored in multiples of 8 milliseconds)	
	10-(220)-630		abcd-18
		Time for P WNKS (S) (in increments of 10ms)	
	16-(96)-1000	16-(160)-1000	
		Minimum and maximum acceptable pulse duration (in increments of 8 ms)	
	10-(150) 630		
		Prompted for pulsed signals (in increments of 10 ms)	
	10-(600)-2000		
		Prompted for pulsed signals (in increments of 10 ms)	
	10-(600)-2000		
		Pulse length (in increments of 10 milliseconds)	
	16-(296)-2000	16-(960)-2000	

Prompt	Response	Comment	Pack/Rel
		Minimum and maximum acceptable pulse duration (in increments of 8 milliseconds)	
	10-(150)-630		
		Only prompted for pulsed signals. Pulse length (in increments of 10 milliseconds)	
	16-(136)-504	16-(288)-504	abcd-18
		Minimum and maximum length of P WNKS (R) pulse (in increments of 8 milliseconds)	
	16-(56)-1000	16-(296)-1000	
		Only prompted for pulsed signals. Pulse length (in increments of 8 milliseconds)	
	16-(296)-2000	16-(960)-2000	
		Only prompted for pulsed signals. Pulse length (in increments of 8 milliseconds)	
	10-(600)-2000		
		Only prompted for pulsed signals. Pulse length (in increments of 10 milliseconds)	
	16-(296)-2000	16-(960)-2000	
		Only prompted for pulsed signals. Pulse length(in increments of 8 milliseconds)	
TNLS		Terminal Number List (for the PRT command)	dti/pr-14
	(NO)	do not print the list of trunk TNs using the requested table (pad category or SICA) following the table number.	
	YES	Print the list of trunk TNs using the requested table (pad category or SICA) following the table number.	
TOLL	x y	Toll call pad data on line card. Where x = Rx code (receive) and y = Tx code (transmit). Response range for x = 0 - 31 and y = 8-39.	chtl-21
		The values entered are pad values to be used for the 500/2500 TN on the line card connected to the DTI2 call. Valid codes and their corresponding dB values are listed in Table 12 "Default pad values for TOLL prompt" (page 896) .	

Prompt	Response	Comment	Pack/Rel
TOLT	x y	Toll call pad data on DTI2 card. Where x = Rx code (receive) and y = Tx code (transmit). Response range for x and y is: 0-26. See " DTI2 / PRI2 / JDMI data blocks (SYTI) " (page 890) for more information about x and y codes.	chtl-21
TRC	x y	Transmission Compensated (Analog TIE). Where x = Rx code (receive) and y = Tx code (transmit). Response range for x and y is: 0-26. See " DTI2 / PRI2 / JDMI data blocks (SYTI) " (page 890) for more information about x and y codes.	dti/pra-14
	<CR>	Initial values	
TRSH	0-15	Threshold set Enter this number in LD 17 when defining a DTI/PRI loop. Use X0-15 to remove TRSH. Note: The LD 17 DLOP/TRSH associated with this LD 73 TRSH must be removed first. Precede with X to remove.	dti/pra-19
TYPE		Type of data block	dti/pra-14
	BRIL	Basic Rate Interface Line data block with Basic Rate Interface Line Application (BRIL) package 235	
	BRIT	Basic Rate Interface Trunk data block with Integrated Service Digital Network BRI Trunk Access (BRIT) package 233.	
	DDB	1.5 Mb/s DTI data block	dti/pra-14
	DTI	1.5 Mb/s DTI with International 1.5/ 2.0 Mb/S Gateway (GPRI) package 167 data block	grpi-18
	DTI2	2.0 Mb/s DTI data block	
	JDMI	Japan Digital Multiplex Interface data block (not supported on Option 11C)	jdmi-12
	PRI	1.5 Mb/s PRI data block with International 1.5/ 2.0 Mb/s Gateway (GPRI) package 167	grpi-18
	PRI2	2.0 Mb/s PRI data block	

Prompt	Response	Comment	Pack/Rel
UCFS	abcd	Unequipped Channel Fault Signal - ABCD bits to be sent on unequipped channel. The default is 1101. Allowable input for each of the four fields is 0 or 1. For information about your response options, refer to “Signaling category assignment and modification” (page 897).	
VNL	x y <CR>	Via Net Loss (Analog TIE). Where x = Rx code (receive) and y = Tx code (transmit). Response range for x and y is: 0-26. See “DTI2 / PRI2 / JDMI data blocks (SYTI)” (page 890) for more information about x and y codes. Initial values	dti/pri-14
XEM	x y <CR>	Extended Peripheral Equipment E&M Trunk (Analog TIE trunk). Where x = Rx code (receive) and y = Tx code (transmit). Response range for x and y is: 0-26. See “DTI2 / PRI2 / JDMI data blocks (SYTI)” (page 890) for more information about x and y codes. Initial values	gpri-18
XUT	x y	Extended Peripheral Equipment Universal Trunk (Analog CO trunk). Where x = Rx code (receive) and y = Tx code (transmit). Response range for x and y is: 0-26. See Table 9 “Default Pad Category 1 values (PDCA 1) (DTI/PRI with GPRI pkg 167)” (page 894) for more information about x and y codes.	gpri-18

LD 74: Digital Private Network Signaling System Link

Overlay program 74 allows data blocks for Digital Private Network Signaling System Number 1 (DPNSS1) and Digital Access Signaling System Number 2 (DASS2) protocols to be created or modified.

Prompts and responses

Prompt	Response	Comment
REQ	aaa	Request (aaa = CHG, END, NEW, OUT, or PRT)
TYPE	aaaa	Type of data block (aaaa = DDSL, DTSL, LSSL, LSRC, or LSVC)
LSSL	xx	Low Speed Signaling Link
RATE	a...a	Baud rate for Low Speed Signaling Link (aaaa = (EXT), 110, 150, 300, 600, 1200, 2400, 4800, 9600, 19K, 56K, or 64K)
S2	(0)-1	Switch 2 mode
HTYP	aaaa	Hardware Type (aaaa = DCHI, DCHX, or MSDL)
DDSL	0-n	DPNSS link number
DTSL	0-159	Digital Trunk Signaling Link number
SIGL	DA	Level 2 Signaling (DASS2)
DDCS	x...x	Loop for DPNSS Channel Switch
DTCS	0-159	Digital Trunk Channel Switch loop number
PRIV	(YES) NO	Private link
- SIDE	aaa	Side for Termination (aaa = (AET) or BNT)
- MWIF	a...a	Message Waiting Interface (a...a = (STD) or ISDM]
- SAT	(NO) YES	Satellite
- - NT2	1-(26)-100	Post retransmission acknowledgment delay.
L2_RST	(YES) NO	Indicates if Layer 2 can bereset during a system initialize.
FLOW CNTL	(NO) YES	Flow Control

Prompt	Response	Comment
- BRST PARM	xx	Burst Parameter set on public network (xx = (0) 4, 8, 16, or 32)
- - REPL PARM	x	Replenishment Parameter set on public network (x = 1, 2, 4, or 8)
CNTL	(NO) YES	Change Control timers and counters
- ALRM	aaa pp mm cc	Alarm timers (aaa = AIS, DAI, FAE, HER, LOI, TBF, or TSF; pp = persistence time; mm = monitor time; cc = repeat threshold time)
- CNTR	aaa x	Counter threshold (aaa = CRT, TMT, or SCT; x = threshold value)

Alphabetical list of prompts

Prompt	Response	Comment	Pack/Rel
ALRM		Alarm timers.	dpnss1/dass2-16
		For the following response alternatives, pp = Persistence time, mm = Monitor time and cc = Repeat count threshold.	
	AIS pp mm cc	Alarm Indication Signal Where: pp = 0-(1)-15 minutes, mm = 0-(1)-24hours and cc = 0-(4)-15.	
	DAI pp mm cc	Distant Alarm Indication Where: pp = 0-(1)-15 minutes, mm = 0-(1)-24hours and cc = 0-(5)-15.	
	FAE pp mm cc	Frame Alignment Error Where: pp = 0-(2)-15 seconds, mm = 0-(1)-24hours and cc = 0-(4)-15.	
	HER pp mm cc	High Error Where: pp = 0-(1)-15 minutes, mm = 0-(1)-24hours and cc = 0-(10)-15.	
	LOI pp mm cc	Loss Of Input Where: pp = (0)-15 seconds, mm = (0)-24hours and cc = (0)-15.	
	TBF pp mm cc	Transmit Buffer Full Where: pp = 0-(5)-15 seconds, mm = (0)-24hours and cc = 0-(1)-15.	
	TSF pp mm cc	Transmit Signaling Failure Where: pp = (0)-15 seconds, mm = (0)-24hours and cc = (0)-15.	

Prompt	Response	Comment	Pack/Rel
BRST PARM	xx	Burst Parameter set on public network. You may respond with: (0), 4, 8, 16, or 32.	dpnss1/dass2-16
CNTL	(NO) YES	Do not change Control timers and counters Change Control timers and counters	dpnss1/dass2-16
CNTR		Counter threshold	dpnss1/dass2-16
	CRT 0-(120)-255	Channel Reset Threshold	
	TMT 0-(50)-255	Test Message Threshold	
	SCT 0-(20)-255	Stop Count Threshold If 255 is entered, the threshold is set to infinity.	
	MPT 1-(100)-255	Monitoring Period Timer: during which NMT messages must be received before overload is detected.	
	NMT 512-(2048)- 16384msec	Number of Messages Threshold: the number of messages to be received by Layer 3 before overload is detected. This threshold can only be exceeded after the MPT time has elapsed. Note: If NMT = 255 then Overload Protection mechanism disabled, regardless of OTH/DTH.	
	OTH 1-(5)-255	Overload ThresHold: the number of times overload must be detected before any action is taken on the link. Once this threshold exceeded, the link is temporarily disabled for LDT seconds. Note 1: If OTH = 255 and if NMT < 255, Overload is monitored - Link is permanently disabled when DTH is exceeded, as long as DTH is not 255 Note 2: If OTH < 255 & NMT < 255, Overload is monitored, link is disabled for LDT time, and brought back into service.	

Prompt	Response	Comment	Pack/Rel
	LDT 16-(32)-1024sec	Link Disable Timer: defines the amount of time in seconds that must elapse before the link is brought back into service, after having been disabled due to overload.	
	DTH 1-(5)-255	Disable THreshold value: the limit of the number of times the link can be disabled. When this threshold is exceeded, the link is permanently disabled. Note: If DTH and OTH = 255 and NMT < 255, Overload Protection is disabled.	
DDCS	xxx	Loop for DPNSS Channel Switch Where xxx is: DDCS is prompted when TYPE = DDSL. <ul style="list-style-type: none"> • 0-159 • 1-9, 11-19, 21-29, 31-39, 41-49 (Small System) • 11-14, 21-24, 31-34, 41-45 for CS 1000S 	dpnss1/dass2-16 sipe-25 basic-2
DDSL	0-n	DPNSS link number. Where: <ul style="list-style-type: none"> • n = 15 for NT5K35AA or NT5K75AA in standard mode (S2 = 0) • n = 159 for NT5K75AA in expanded mode (S2 = 1) DDSL: is prompted when TYPE = DDSL.	dpnss1/dass2-16
DTCS	0-159	Digital Trunk Channel Switch loop number Prompted when TYPE = DTSL. (Large System)	dass2-16
DTSL	0-159	Digital Trunk Signaling Link number. Prompted when TYPE = DTSL. (Large System)	dass2-16
FLOW CNTL	(NO) YES	Flow Control FLOW CNTL is prompted if PRIV = NO.	dpnss1/dass2-16

Prompt	Response	Comment	Pack/Rel
HTYP		Hardware Type	dpnss_es-21
	DCHI	DPNSS1, DASS2 or APNSS link configured with the NT5K35 DCHI card or on the NT5K75 DCHI card in standard mode.	
	DCHX	DPNSS1 or DASS2 link configured with the NT5K75 DCHI card in the expanded mode.	
	MSDL	DPNSS1, DASS2 or APNSS link configured with the MSDL card.	
L2_RST	(YES) NO	Indicates if Layer 2 can bereset during a system initialize. On certain systems, for example System Y and SX2000, established calls would be released if the Layer 2 is reset during an initialize. This prompt should only be set to NO when using NTAG54AA type Dual DCH Daughter board on a NTCK43AB DCH PRI card. Note: If this Option is set to NO on an NT6D11 type card, the card would be left disabled after the initialize.	ida- 23
LSSL	xx	Low Speed Signaling Link Link number identifying the D-channel to be used for APNSS.	dpnss1-18
MWIF		Message Waiting Interface	samm-20
	(STD)	Standard message waiting interface	
	ISDM	Plessy ISDX switch with remote message notification	
NT2	1-(26)-100	Minimum post retransmission acknowledgment delay. This is the minimum period of time after the expiry of NL and NTI that the system waits for acknowledgment before reporting a retransmission failure to level 3 in 20 ms units.	dpnss_es-21

Prompt	Response	Comment	Pack/Rel
PRIV	(YES)	For a Private link to another PBX	dpnss1/dass2-16
	NO	For a link to the public exchange Not prompted for APNSS.	
RATE		Baud Rate for Low Speed Signaling Link	dpnss1/dass2-18
	(EXT)		
	110	110 bits per second	
	150	150 bits per second	
	300	300 bits per second	
	600	600 bits per second	
	1200	1200 bits per second	
	2400	2400 bits per second	
	4800	4800 bits per second	
	9600	9600 bits per second	
	19K	19 kilobits per second	
	56K	56 kilobits per second	
	64K	64 kilobits per second	
REPL PARM		Replenishment Parameter set on public network.	dpnss1/dass2-16
	x	You may enter: 1, 2, 4, or 8.	
REQ		Request	basic-1
	CHG	Change existing data block.	
	END	Exit Overlay program	
	NEW	Create a new data block	
	OUT	Remove data block	
	PRT	Print data block	
S2		Switch 2 mode (the mode selected with the switch S2 located on the NT5K75AA DCHI card)	dpnss1/dass2-16
	(0)	NT5K35AA DCHI card or NT5K75AA DCHI card operating in standard mode	
	1	NT5K75AA DCHI card operating in expanded mode	

Prompt	Response	Comment	Pack/Rel
SAT	(NO) YES	Satellite	dpnss_es-21
SIDE	(AET) BNT	A Side (Exchange Termination) B Side - PBX Termination	dpnss1/dass2-16
SIGL	DA	Level 2 Signaling (DASS2)	dpnss1/dass2-16
TYPE		Type of data block	dpnss1/dass2-16
	DDSL	DPNSS Link (NT hardware) data block	
	DTSL	Digital Trunk Signaling Link (GPT hardware) data block. Not supported on Small System.	
	LSSL	Low Speed Signaling Link data block. Required for APNSS.	
	LSRC	Low Speed Channel data block. Accepted when REQ=PRT.	
	LSVC	Low Speed Virtual Channel data block. Accepted when REQ=PRT.	

LD 79: Virtual Network Service

Overlay program 79 allows the implementation of Virtual Network Services feature.

Prompts and responses

Prompt	Response	Comment
REQ	aaa	Request
TYPE	aaa	Type of data block
CUST	xx	Customer number
VNDN	1-4000 n...n	Number of contiguous VNS Directory Numbers
		When REQ = OUT and VNDN = XALLVNDNS., the switch outputs the following:
		REMOVE ALL VDN BLOCKS?
		The following prompt then appears:
CONF	(NO) YES	(Deny) Confirm intent to remove all VDN blocks

Alphabetical list of prompts

Prompt	Response	Comment	Pack/Rel
CONF		Confirm	vns-22
	(NO)	Deny intent to remove all VDN blocks	
	YES	Confirm intent to remove all VDN blocks	
		CONF is prompted if REQ = OUT and VNDN = XALLVNDNS.	
CUST	xx	Customer number associated with this function as defined in LD 15	basic-1

Prompt	Response	Comment	Pack/Rel
REQ		Request	basic-1
	CHG	Change existing data block	
	DIS	Disable a block of contiguous VDN to prevent the use of a VDN in this block	
	END	Exit Overlay program	
	ENL	Enable a block of contiguous VDN	
	NEW	Create Virtual Network Service data block	
	OUT	Remove Virtual Network Service data block	
	PRT	Print Virtual Network Service data block	
TYPE		Type of data block	basic-1
	VNS	Virtual Network Service data block	
VNDN	1-100 n...n	Number of contiguous VNS Directory Numbers, and first VNS DN	vns-16
	x...x	Individual VDN. This entry is accepted if REQ = NEW, OUT, DIS or ENL.	
	1-4000 xxxxxxx	Number of contiguous VDNs and first VDN. This entry is accepted if REQ = NEW.	
	XALLVDNS	Remove all VNS data blocks. This entry is accepted if REQ = OUT. VNDN is reprompted until a carriage return is entered.	

LD 81: Features and Station Print

Overlay program 81 is used to print a list or count of telephones with selected features. It also allows last service change date information to be printed.

A TN which is the Multiple Appearance Redirection Prime (MARP) is indicated by an "M" following FEAT (when TYPE = MCN, SCN, MCR, or SCR).

Prompts and responses

Prompt	Response	Comment
REQ	aaa	Request (aaa = LST, CNT, or END)
CUST	xx xx	One Customer or a range of Customer numbers
DATE	a...a	Print data from activity date specified (You may enter: dd mmm yyyy or ACT)
PAGE	(NO) YES	Data printed on a per page basis
DES	d...d	1-6 alphanumeric character Office Data Administration System
FEAT	aaaa	Features requested (FEAT responses begin on "FEAT" (page 955)).
NZON	0-1023	Numbering zone or range of numbering zones Package 420 (Zone Based Dialing) must be equipped.
HMDN	x..x	Home Directory Number
SGRP	0-999	Station Group
RNPG	xx yy	Ringling Number Pick Up Group
LSNO	xx yy	List Number
NCOS	xx yy	Network Class of Service
ZONE	(0)-255 (0)-255 <CR>	MG 1000B Zone Range of Zones All Zones
- ADJUST PAPER THEN <CR>		

Prompt	Response	Comment
	<CR>	Starts printing
NACT	(NO) YES	Next Activity

Alphabetical list of prompts

Prompt	Response	Comment	Pack/Rel
	ADJUST PAPER THEN <CR>		
	<CR>	Starts printing	basic-1
		Prompted when PAGE = YES	
CUST	xx xx	One Customer or a range of Customer numbers associated with this function as defined in LD 15	basic-1
	<CR>	All Customers	
DATE	dd mmm yyyy	Print data from activity date specified. Where:	basic-1
		<ul style="list-style-type: none"> • dd = day (0-31) • mmm = month (JAN-DEC) • yyyy = year 	
	ACT	Print data from last Activity date.	
	<CR>	Disregard date restrictions.	
DES	d...d	1-6 alphanumeric character Office Data Administration System (ODAS) Station Designator	odas-1
	dddd	Print data for stations with specific DES.	
	d+	Print data for stations with a DES starting with d.	
	+	Print data for all stations with no DES.	
	<CR>	Print data for all stations.	
ECL		Emergency Caller Location. List or count the TNs by ECL.	basic-5.00
ERL		Emergency Response Location. List or count the TNs by ERL.	basic-5.00

Prompt	Response	Comment	Pack/Rel
FEAT		Features requested	basic-1
		Enter a specific feature mnemonic or one of the following for groups of features: ALL, COS, DNK, SETS, SCL, RNP or 500.	
		FEAT is repeated until <CR> is entered.	
	2000	All M2000 telephones.	dset-7
	3000	M3000 Touchphone	tset-7
	500	500/2500 type telephone	basic-1
	3900	M3901, M3902, M3903, M3904, M3905 telephones Print both MNL and DIP telephones. 2500 type telephones are requested by DTN entry.	basic-24
	ISET	All IP telephones	basic-3.0
	AAA	Automatic Answerback Allowed	aab-1
	AAD	Automatic Answerback Denied	
	AAG	Answer call from Agent key	
	AAK	Automatic Answerback Key	
	ABDA	Abandoned call record and time to answer Allowed	supp-18
	ABDD	Abandoned call record and time to answer Denied	
	ACD	ACD in calls key	bacd-1
	ACNT	Assignment of activity codes allowed	bacd-13
	ADD	Automatic Digit Display equipped	ddsp-1
	ADL	Autodial key	optf-1
	AGN	ACD Agent	bacd-1
	AGT	ACD Agent's key	
	AGTA	ACD services for 500/2500 telephone Allowed	bacd-16
	AGTD	ACD services for 500/2500 telephone Denied	

Prompt	Response	Comment	Pack/Rel
	AHA AHD	Automatic Hold Allowed Automatic Hold Denied	supp-10
	ALL	All features When REQ = LST, only the features actually programmed on telephones are listed along with the associated TN. Features not listed are RNPK, DIP and MNL. When REQ = CNT, features available in the system software are listed even if they are not programmed on any telephone. Not listed are RNPK, 500, 2500, SL-1, 2000, and 3000.	basic-1
	AMG	ACD Answer/Monitor Emergency call key	supp-14
	AO3 AO6 ARC	Three-party conference key Six-party conference key Attendant Recall key	basic-1 basic-1
	ARHA ARHD	Audible Reminder of Held Call Allowed Audible Reminder of Held Call Denied	basic-14
	ASCA ASCD	Alarm Security Allowed Alarm Security Denied	ohas-18
	ASP ATW	ACD Answer Supervisor call key ACD Call Waiting time indication key	iani-14
	AUTD AUTR AUTU	Authorization Code Denied Authorization Code Restricted Authorization Code Unrestricted	ssau-19
	AWC	ACD Calls Waiting display key	
	BFEA	Boss Secretary Filtering Enhancement Allowed	ffcsf-24
	BFED	Boss Secretary Filtering Enhancement Denied	
	BFS	Busy Forward Status key	bfs-20

Prompt	Response	Comment	Pack/Rel
	BNRA	Busy Number Redial Allowed	ffc-21
	BNRD	Busy Number Redial Denied	
	C6A	Six-Party Conference Allowed	basic-10
	C6D	Six-Party Conference Denied	
	CA	Combined No Hold Conference and Autodial	basic-14
	CAS	Centralized Attendant Service	casm-1
	CCBA	Collect Call Blocking Allowed	ccb-21
	CCBD	Collect Call Blocking Denied	
	CCOS	Controlled Class of Service key	ccos-7
	CCSA	Controlled Class of Service Allowed	
	CCSD	Controlled Class of Service Denied	
	CDCA	Conferee Display Count Allowed	basic-23
	CDCD	Conferee Display Count Denied	
	CDMA	Station Activity Records Allowed	mct-20
	CDMD	Station Activity Records Denied	
	CDMR	Converged Desktop Multimedia restricted	sip-4.00
	CDMO	Converged Desktop Multimedia only	
	CDMV	Converged Desktop Multimedia and voice	
	CFHA	List/count sets with CFHA CLS	cfho-20
	CFHD	List/count sets with CFHD CLS	
	CFTA	Call Forward by Call Type Allowed	basic-10
	CFTD	Call Forward by Call Type Denied	
	CFW	Call Forward key	basic-1
	CFXA	Call Forward number to External DN Allowed	basic-10
	CFXD	Call Forward number to External DN Denied	

Prompt	Response	Comment	Pack/Rel
	CHD	Combined No Hold Conference and Direct Hot Line	basic-14
	CHG	Charge Account key	fca-1
	CHL	Combined No Hold Conference and Hot Line list	basic-14
	CLT	Callers List key	basic-25.4
	CLTA CLTD	Network Call Trace Allowed Network Call Trace Denied	basic-17
	CMSA	Command and Status link Allowed	csl-8
	CNAA	CLASS Calling Name Multiple Data Format Allowed.	cname- 23
	CNAD	CLASS Calling Name Denied.	cname- 23
	CNDA CNDD	Call Party Name Display Allowed Call Party Name Display Denied	cpnd-10
	CNIA CNID	Call Number Identification Allowed Call Number Identification Denied	pra-12
	CNTA CNTD	Network ACD Countdown Allowed Network ACD Countdown Denied	nacd-15
	CNUA	CLASS Calling Number Multiple Data Format Allowed.	cnumb- 23
	CNUD CNUS	CLASS Calling Number Denied. CLASS Calling Number Single Data Format Allowed.	cnumb- 23 cnumb- 23

Prompt	Response	Comment	Pack/Rel
	COS	Print stations with Class of Service restrictions. These are telephones with equipped with C6A, C6D, CMSA, CNDA, CNDD, CTD, CUN, DSI, FRE, FR1, FR2, NCOS, SFA, SFD, SRE, TLD, TTA, TTD, UNR and VMA.	basic-1
	CPFA CPFD	Forced Camp-On from another set Allowed Forced Camp-On from another set Denied	pvor-15
	CPN	Display Calling Party Number key	cpnd-10
	CPTA CPTD	Forced Camp-On to another set Allowed Forced Camp-On to another set Denied	ffc-15
	CRA CRD	Continuous Ring Allowed Continuous Ring Denied	basic-14
	CS	Combined No Hold Conference and Speed Call	
	CSD	Conferee Selectable Display key	basic- 23
	CTD CUN	Conditionally Toll Denied Conditionally Unrestricted	basic-1
	CWA CWD CWT	Call Waiting Allowed Call Waiting Denied Call Waiting key	basic-1
	DAG	ACD Display Agents key	bacd-1
	DAPA DAPD	Display of Access Prefix Allowed Display of Access Prefix Denied	isdn-24
	DCFW	Default call forward for Phantom TNs Report includes Virtual and Host terminals	phtn-20 arie-25
	DDGA DDGD	DN Display on other set Allowed DN Display on other set Denied	sdd-21

Prompt	Response	Comment	Pack/Rel
	DDS	Digit Display allowed	ddsp-1
	DDV	Data port Verification denied	amp-5
	DELA DELD	Dealer Allowed Dealer Denied	ohol-20
	DIG	Dial Intercom Group	di-1
	DIP	Dial Pulse telephone (500 type)	basic-1
	DLO	Digital Long line COS	ftc-16
	DNAA	ANI DN used as the customer Listed Directory number	cist-21
	DNAD	Outgoing CDTI2/CSDTI2 route used as DN in ANI message	
	DNDA DNDD	Dialed Name Display Allowed Dialed Name Display Denied	cpnd-13
	DNK	Telephones with MCN, MCR, SCN, and SCR keys	basic-1
	DPU	DN Pickup key	grp-1
	DPUA DPUD	DN Pickup Allowed DN Pickup Denied	dcp-12
	DRC	DID Route Control	basic-14
	DRDA DRDD	Distinctive Ringing by Directory Number Allowed. Distinctive Ringing by Directory Number Denied.	edrg-24
	DRG1 DRG2 DRG3 DRG4	Digital telephone Distinctive Ringing (high/fast) Digital telephone Distinctive Ringing (high/slow) Digital telephone Distinctive Ringing (low/fast) Digital telephone Distinctive Ringing (low/slow)	drng-7

Prompt	Response	Comment	Pack/Rel
	DSH	Digital Short line COS	ftc-16
	DSI	Data Service access or IS Server TN allowed	xcti-16
	DSP	Digit Display key	ddsp-1
	DTA	Data set	basic-5
	DTN	Digitone dial telephone (2500 type)	basic-1
	DWC	ACD Display Waiting Calls key	bacd-1
	ELA ELD	Erase Lists Allowed Erase Lists Denied	basic-25.4
	EOVR	Enhanced Override key	povr-15
	FAXS	Facsimile servers	faxs-18
	FBA FBD	Call Forward Busy Allowed Call Forward Busy Denied	optf-1
	FEDA FEDD	Far End Disconnect Allowed for Digital Cordless Set. Far End Disconnect Denied for Digital Cordless Set.	mc32-25
	FITA FITD	Flexible Incoming Tones Allowed Flexible Incoming Tones Denied	basic-14
	FLXA FLXD	Flexible voice/data TN allowed Flexible voice/data TN denied	digital_set-22
	FNA FND	Call Forward No Answer Allowed Call Forward No Answer Denied	basic-1
	FR1 FR2 FRE	Fully Restricted class 1 Fully Restricted class 2 Fully Restricted	basic-1

Prompt	Response	Comment	Pack/Rel
	(FRA) FRU FRD	Flexible Registration class of service Allowed Flexible Registration class of service Upgrade Flexible Registration class of service Denied	basic-5.00
	FRN	French language display for M2317	dlt2-12
	FTTC FTTR FTTU	Flexible Trunk to Trunk Connections Conditional Flexible Trunk to Trunk Connections Restricted Flexible Trunk to Trunk Connections Unrestricted	basic-23 basic-23 basic-23
	GHD	Group Hunt Denied key	grp-1
	GPU	Group Call Pickup key	dcp-12
	GPUA GPUD	Group call Pickup Allowed Group call Pickup Denied	dcp-12
	GRC	Group Recall key	grp-1
	HBTA HBTD	Hunt by call Type Allowed Hunt by call Type Denied	supp-10
	HFA HFD	Handsfree Allowed M2616 Handsfree Denied M2616	arie-14
	HLD	LOGIVOX Telephone Hold key	supp-10
	HOTD HOTL	Enhanced Hot Line, Direct entry method Enhanced Hot Line, List entry method	hot-10
	HPR	High Priority station	basic-1
	HSPA HSPD	Hospitality Management Allowed Hospitality Management Denied	hosp-16
	HTA HTD	Hunting Allowed Hunting Denied	basic-1
	HTL	Hot Line	hot-10

Prompt	Response	Comment	Pack/Rel
	I2004	IP Phone 2004	basic-25
	IAMA	ICP Answering Machine Denied/Allowed	icp-16
	ICDA ICDD	Internal CDR Allowed Internal CDR Denied	icdr-10
	ICF	Internal Call Forward key	icf-19
	IMA	IMS or IVMS Allowed	ims-2
	IMM	Immediate	xct1-16
	IPNA	Intercept Position Allowed	icp-14
	IRA IRD	Incoming Ringing line preference Allowed Incoming Ringing line preference Denied	1sel-4
	IRGA	Interrogation Set Allowed	icp-14
	KLS	Key/lamp Strip	basic-1
	LDTA LDTD	Line Disconnect Tone allowed Line Disconnect Tone denied	basic-17
	LLC1 LLC2 LLC3 LLCA LLCN	Line Load Control level 1 Line Load Control level 2 Line Load Control level 3 Line Load Control Allowed Line Load Control off	11c-10
	LMPN	Red LED on Meridian Modular Telephone reflects the status of the mailbox associated with the PDN	vmba-24
	LMPX	Red LED on Meridian Modular Telephone reflects the status of the mailbox associated with the PDN and non-PDNs	

Prompt	Response	Comment	Pack/Rel
	LNA	Last Number Redial Allowed	1nr-8
	LND	Last Number Redial Denied	
	LNK	Last Number Redial Key	
	LOL	Long Line Class of Service	xops-20
	LPA	Message Waiting lamp Allowed	mwc-1
	LPD	Message Waiting lamp Denied	mwc-1
	LPR	Low Priority station	basic-1
	LSPK	Loudspeaker key	ohol-20
	LVXA	LOGIVOX Telephone Allowed	supp-10
	LVXD	LOGIVOX Telephone Denied	
	MBXD	Multi-Party Operation (MPO) Blind Transfer Denied.	mpo-21
	MBXA	Multi-Party Operation (MPO) Blind Transfer Allowed. Multi-Party Operations (MPO) package 141 must be equipped to enter MBXD or MBXA.	
	MCBY	Set linked to a MICB line card.	basic-25
	MCCN	Set linked to a non-MICB line card.	
	MCD	Message Center DN	mwc-1
	MCK	Message Cancellation Key	
	MCN	Multiple Call Non-Ringing DN	basic-1
		A TN which is the Multiple Appearance Redirection Prime (MARF) for the DN is indicated by an "M" in the output (MCN M).	
	MCR	Multiple Call Ringing DN	basic-1
		A TN which is the Multiple Appearance Redirection Prime (MARF) for the DN is indicated by an "M" in the output (MCN M).	
	MCRA	Multiple Call Arrangement Allowed	supp-15
	MCRD	Multiple Call Arrangement Denied	

Prompt	Response	Comment	Pack/Rel
	MCTA	Malicious Call Trace Allowed	mct-10
	MCTD	Malicious Call Trace Denied	mct-19
	MIK	Message Indication Key	mwc-1
	MINA	Message Intercept Allowed	mint-15
	MIND	Message Intercept Denied	
	MLNG	Language Selection	basic-25.4
	MMA	Multimedia Allowed	ngen-24
	MMD	Multimedia Denied	ngen-24
	MNL	Manual service	basic-1
	MMA	Multimedia Messaging Allowed	
	MMD	Multimedia Messaging Denied	
	MON	TN(s) Monitored by at least one BFS key	bfs-20
	MPTA	Modem Pass Through Allowed	basic-5.50
	MPTD	Modem Pass Through Denied	
	MRA	Message Registration Allowed	mr-10
	MRD	Message Registration Denied	
	MSB	Make Set Busy key	msb-1
	MSID	Make Set Busy Improvement Denied	basic-5.50
	MSIA	Make Set Busy Improvement Allowed	
	MTA	Maintenance set Allowed	basic-1
	MWA	Message Waiting Allowed	mwc-1
	MWD	Message Waiting Denied	
	MWK	Message Waiting key	

Prompt	Response	Comment	Pack/Rel
	NAMA	Name display on other set Allowed	sdd-21
	NAMD	Name display on other set Denied	
	NCOS	Network Class of Service (COS)	ncos-1
	NDD	No Digit Display	ddsp-1
	NHC	No Hold Conference	basic-14
	NIA	Incoming non-ringing line preference Allowed	1se1-4
	NID	Incoming non-ringing line preference Denied	1se1-4
	NKL	Notification Key Lamps	drng-7
	NRCA	Forced Camp-On night class restriction Allowed	supp-16
	NRCD	Forced Campon night class restriction Denied	
	NRD	ACD Not Ready key	bacd-1
	NROA	Priority override night class restriction Allowed	supp-16
	NROD	Priority override night class restriction Denied	
	NRWA	Call Waiting Night class restriction Allowed	supp-16
	NRWD	Call Waiting Night class restriction Denied	
	NSVC	ACD Night Service key for Supervisor Control	bacd-12
	NUID	Network User Identifier. Temporary IP Users	basic-5.00
	NZON	Numbering zone	zbd-6.00
	OBV	ACD Observe agent key	
	OCBA	Outgoing Call Barring Allowed	ccb-21
	OCBD	Outgoing Call Barring Denied	
	OLA	Outgoing Line preference Allowed	1se1-4

Prompt	Response	Comment	Pack/Rel
	OLD	Outgoing Line preference Denied	
	ONS	On Premise Station	xops-20
	OPS	Off Premise Station	xops-20
	OSN	On Site Notification key.	esa- 23
		OSN is accepted as valid input only if the system is ESA and ESA_SUPP package equipped.	
	OVB	Attendant Overflow position	aop-1
	OVDA	Override Allowed (500/2500 telephone)	ffc-15
	OVDD	Override Denied (500/2500 telephone)	
	OVR	Override key	basic-1
	PEPE	Prints all TNs and cards configured on IPE/EPE shelves.	basic-3.0
	(PGND)	Deny PAGENET access	pagenet-22
	PGNA	Allow PAGENET access	
	PHD	Permanent Hold	basic-4
	POA	Optional Privacy Allowed	basic-1
	POD	Optional Privacy Denied	
	PRK	Park key	cprk-2
	PRS	Privacy Release key	basic-1
	PRSA	Priority Call Pickup Allowed	supp-15
	PRSD	Priority Call Pickup Denied	
	PUA	Call Pickup Allowed	grp-1
	PUD	Call Pickup Denied	
	PVN	Private Line Non-ringing phantom DN	basic-1
	PVR	Private Line Ringing phantom DN	

Prompt	Response	Comment	Pack/Rel
	RAG RBDA RBDD	ACD Call Agent key Redirection By Day Allowed Redirection By Day Denied	basic-24
	RBHA RBHD	Redirection By Holiday Allowed Redirection By Holiday Denied	basic-24
	RCBA RCBD	Recall to boss Allowed Recall to boss Denied	basic-5.50
	RCC	Restricted from Receiving Collect Calls	supp-10
	RCK	Ringing Change Key	rck-15
	RDI	Restricted from receiving DID calls	supp-10
	RDL	Stored Number Redial	basic-14
	RDLA RDLA	Automatic Redial call Allowed Automatic Redial call Denied	ardl-22
	RGA	Ring Again key	optf-1
	RLFA RLFD	Reversed Lamp Flash Allowed Reversed Lamp Flash Denied	supp-10
	RLS	Release key	basic-1
	RLT	Redial List key	basic- 25.4
	RMMA RMMD RMMO	Remote Monitoring of Messages Allowed Remote Monitoring of Messages Denied Allow Remote Monitoring of Messages and to Override, if it is being already monitored	vmba-24
	RMWK	Remote Message Waiting indication key	vmba-24

Prompt	Response	Comment	Pack/Rel
	RNP	Ringin Number Pickup (includes PUA, PUD and RNPK)	grp-1
	RNPK	Ringin Number Pickup key	grp-1
	RPA	Radio Paging Allowed	rpa-15
	RTDA RTDD	Call Redirection by Time of day allowed Call Redirection by Time of day denied	basic-22
	SAR	Scheduled Access Restriction	sar-20
	SCC	Speed Call Controller	optf-1
	SCI	Station Category Indication Priority Level	sci-7
	SCL	Speed Call (includes SCU and SCC)	optf-1
	SCN	Single Call Non-ringin DN A TN which is the Multiple Appearance Redirection Prime (MARP) for the DN is indicated by an "M" in the output (MCN M).	basic-1
	SCR	Single Call Ringin DN A TN which is the Multiple Appearance Redirection Prime (MARP) for the DN is indicated by an "M" in the output (MCN M).	basic-1
	SCU	Speed Call User	optf-1
	SDNA SDND	Phantom DN as SDN allowed. Phantom DN as SDN denied.	basic-5.50
	SETS	All telephones	basic-1
	SFA SFD	Second level Forwarding Allowed Second level Forwarding Denied	optf-10

Prompt	Response	Comment	Pack/Rel
	SHL	Short Line Class of Service	xops-20
	SIG	Buzz key to phantom DN	basic-1
	SIPL	SIP Line TN	basic-6.00
	SL1	SL-1 stations	basic-1
	SMSA SMSD	Standalone Mail Server Allowed Standalone Mail Server Denied	samm-20
	SMWD SMWA	Extended message waiting indication denied. Extended message waiting indication allowed.	mw-24
	SNR	Stored Number Redial	ffc-15
	SPKA SPKD	Speaker Class of Service Allowed Speaker Class of Service Denied	ohol-20
	SPV	ACD Supervisor	acdb-1
	SRE	Semi-Restricted	basic-1
	SSC SSU	System Speed Call Controller System Speed Call User	optf-1
	SWA	Station-to-Station Call Waiting Allowed	basic-8
	SWD	Station-to-Station Call Waiting Denied	
	TAD	Time And Date key	ddsp-1
	TDD	Touchphone Display	tset-7
	THF THFA	Centrex Trunk Switchhook Flash Centrex Trunk Switchhook Flash Allowed (500/2500 telephones)	thf-14

Prompt	Response	Comment	Pack/Rel
	THFD	Centrex Trunk Switchhook Flash Denied (500/2500 telephones)	
	TLD	Toll Denied	basic-1
	TRC	Malicious Call Trace key	mct-10
	TRN	Call Transfer key	basic-1
	TSA	Three-Party Service Allowed	mpo-21
	TVA	Trunk Verification Allowed	basic-1
	TVD	Trunk Verification Denied	basic-1
	UCC	Unrestricted from Receiving Collect Calls	supp-10
	UDI	Unrestricted from receiving DID calls	
	UEXT	Universal Extensions	basic-5.50
	ULAA	User Level Access Allowed for set based administration	adminset-21
	ULAD	User Level Access Denied for set based administration	
	UNR	Unrestricted	basic-1
	USR	User Selectable Call Redirection key	uscr-19
	USRA	User Selectable Call Redirection allowed	
	USRD	User Selectable Call Redirection denied	
	UST	Telephone Status feature	iap3p-13
	VCC	Voice Call to phantom DN	basic-1
	VCE	Voice set	basic-5
	VDN	LOGIVOX telephone Volume Down	supp-10

Prompt	Response	Comment	Pack/Rel
	VMA	Server Voice Messaging Allowed	csl-8
	VOLA VOLD	Virtual Office login operation is allowed on this TN Virtual Office login operation is denied on this TN For CS 1000S	basic-2
	(VOUD) VOUA	Deny other user to virtually login onto this TN Allow other user to virtually login onto this TN	basic-2
	VSIT	DECT visitors	msmn-25
	VUP WTA WTD	LOGIVOX telephone Volume Up Warning Tone Allowed Warning Tone Denied	supp-10 basic-1
	WUK	Guest entry of Automatic Wake Up key	gewu-16
	XFA XFD	Call Transfer Allowed Call Transfer Denied	basic-1
	XHA XHD	Exclusive Hold Allowed Exclusive Hold Denied	dhld-4
	XMWK	Extended Message Waiting indication key	vmba-24
	XRA XRD	Ring Again Allowed Ring Again Denied	optf-1
	ZONE	MG 1000B zone(s) For CS 1000S	basic-2
HMDN	x..x	Home Directory Number	msmn-25
LSNO		List Number. 0-8190 0-8190 One Speed Call List Number or a range of list numbers	basic-1

Prompt	Response	Comment	Pack/Rel
	<CR>	Print all lists. LSNO is prompted when FEAT is SCL, SCU, SCC, SSC, SSU or CS.	
MANU		Manual Update flag. Llist or count the IP phones that are Manual Update.	basic-5.00
MLNG	a...a	To print telephones with a language selection matching the language in the response to the MLNG prompt. Where: a...a = ENG, FRE, GER, DUT, SPA, ITA, NOR, SWE, DAN, POR, FIN, POL, CZE, HUN, JAP, RUS, LAT, TUR.	basic-25.4
NACT		Next Activity	odas-1
	(NO)	Return to REQ prompt.	
	YES	Reset the ACT date to the current system date, print the new ACT value and exit the Overlay.	
	END	End Overlay program.	
NCOS		Network Class of Service. NCOS is prompted when COS or NCOS.	basic-1
	0-3 0-3	One NCOS group number or a range of group numbers when CDP equipped	
	0-7 0-7	One NCOS group number or a range of group numbers when BARS or NFCR equipped	
	0-15 0-15	One NCOS group number or a range of group numbers when NARS equipped	
	0-99 0-99	One NCOS group number, or a range of group numbers for all features	
NZON		Numbering zone	zbd-6.00
	0-1023	One numbering zone	
	0-1023	Range of numbering zones	
	0-1023		

Prompt	Response	Comment	Pack/Rel
	<CR>	All numbering zones	
PAGE	(NO) YES	Data printed on a per page basis	basic-1
REQ		Request	basic-1
	CNT	Print a count of telephones equipped with the features specified in response to the FEAT prompt.	
	END	Exit Overlay program.	
	LST	List telephones equipped with the features specified in response to the FEAT prompt.	
RNPG		Ringing Number Pickup Group.	basic-1
	0-255 0-255	One Ringing Number Pickup Group number or a range of group numbers	
	0-4095 0-4095		
		Ringing Number Pickup Group:	
	<CR>	Print all groups.	
		RPNG is prompted when RNP, RNPk, PUA, PUD, DPU, DPUA, DPUD, GPU, GPU A or GPUD.	
SGRP		Station Group	sar-20
	0-999 0-999	One station group number or a range of station group numbers.	
ZONE		Print Zone	
	<CR>	All zones, sorted by TN.	
	(0)-255	Specified zone.	
	(0)-255 (0)-255		
		Range of zones, sorted by zone.	

LD 82: Print Hunt Chain, Multiple Appearance Group

Overlay program 82 allows the printing of hunting patterns and Multiple Appearance groups for system stations.

Refer to the *Office Data Administration System Fundamentals* (NN43001-552) for detailed information regarding printouts for multiple appearance DNs, single appearance DNs appearing on telephones with multiple appearance DN, and hunting patterns.

A TN which is the Multiple Appearance Redirection Prime (MARP) is indicated by an "M" preceding the TN in the output.

Prompts and responses

Prompt	Response	Comment
REQ	aaa	Request (aaa = EHT, END, HNT, MAG, MAP)
CUST	xx xx	Customer number or range of customer numbers
DATE	a...a	Print data from activity date specified or last activity date (You may enter: dd mmm yyyy or ACT)
PAGE	(NO) YES	Data printed on a per-page basis
DES	a...a	Print all telephones with DES "dddddd"
DN	xxxx	Print specific DN
- ADJUST PAPER THEN <CR>	<CR>	Starts printing
NACT	(NO) YES	Next Activity

Alphabetical list of prompts

Prompt	Response	Comment	Pack/Rel
ADJUST PAPER THEN <CR>	<CR>	Starts printing. Prompted when PAGE = YES	basic-1

Prompt	Response	Comment	Pack/Rel
CUST	xx xx <CR>	Customer number or range of customer numbers Print data for all customers.	basic-1
DATE	dd mmm yyyy ACT <CR>	Print data from activity date specified. Where: <ul style="list-style-type: none"> • dd = day (0-31) • mmm = month (JAN-DEC) • yyyy = year Print data from last activity date. Disregard date restrictions.	basic-1
DES	dddddd d+ + <CR>	Print all telephones with DES "dddddd" Print all telephones with DES "d" Print all telephones with no DES assignment Disregard DES	odas-1
DN	xxxx xxxx xxxx ALL <CR>	Print specific DN Print range of DNs Print data when REQ = MAG or MAP Print data for all DNs DN can be up to 4 digits, up to 7 digits with Directory Number Expansion (DNXP) package 150.	basic-1
NACT	(NO) YES END	Next Activity Return to REQ prompt Reset the ACT date to the current system date, print the new ACT value and exit the Overlay. End Overlay program	odas-1
PAGE	(NO) YES	Data printed on a per-page basis	basic-1
REQ	EHT END HNT	Request External Hunting pattern (except regular and short hunting) Exit Overlay program Hunting pattern (except short hunting and EHT)	basic-1

Prompt	Response	Comment	Pack/Rel
	MAG	Multiple Appearance Groups Print Multiple Appearance Groups including all Single Appearance DNs assigned on telephones having Multiple Call Assignments.	
	MAP	Multiple Appearance Print Multiple Appearance DN and associated TNs. The hunt pattern displayed shows only the first TN in a MADN hunt group.	

LD 83: Terminal Number Sort and Print

Overlay program 83 allows the printing of a list of TNs and of TN blocks in Designation (DES) order.

"MARP" is output after the DN when printing the TN block (NOT when using the LST command) if the TN is the Multiple Appearance Redirection Prime.

Prompts and responses

Prompt	Response	Comment
REQ	aaa	Request (aaa = END, LST, TNB)
CUST	x...x	Customer number or range of customer numbers
NUMZONE	x...x	Numbering zone or range of numbering zones
CSDN	x...x	Print the Converged Service Directory Number
DATE	a...a	Print data from activity date specified or last activity date (You may enter: dd mmm yyyy or ACT)
PAGE	(NO) YES	Data printed on a per-page basis
- ADJUST PAPER THEN <CR>	<CR>	Starts printing
NACT	(NO) YES	Next Activity

Alphabetical list of prompts

Prompt	Response	Comment	Pack/Rel
ADJUST PAPER THEN <CR>			odas-1
	<CR>	Starts printing	
CUST	xx xx	Customer number or range of customer numbers	odas-1
	<CR>	Print data date for all customers	

Prompt	Response	Comment	Pack/Rel
CSDN	x...x	Print the Converged Service Directory Number	sip-4.00
DATE	dd mmm yyyy	Print data from activity date specified. Where: <ul style="list-style-type: none"> • dd = day (0-31) • mmm = month (JAN-DEC) • yyyy = year 	odas-1
	ACT	Print data from last activity date	
	<CR>	Disregard date restrictions	
NACT		Next Activity	odas-1
	(NO)	Return to REQ prompt	
	YES	Reset the ACT date to the current system date, print the new ACT value and exit the Overlay.	
	END	End Overlay program	
NUMZONE	x...x	Numbering zone or range of numbering zones	basic-6.00
PAGE	(NO) YES	Data printed on a per-page basis	odas-1
REQ		Request	odas-1
	END	Exit Overlay program	
	LST	Print List of TNs in designator order	
	TNB	Print list of TN blocks in designator order	

LD 84, 85: Set Designation Entry (ODAS)

Overlay program 84 allows the addition of line designators to existing single line (500/2500) sets.

Overlay program 85 allows the addition of line designators to existing multi-line (SL-1, M2000, etc.) sets.

If currently active on a call, the station is disconnected after the last <CR>.

Prompts and responses

Prompt	Response	Comment
TN	l s c u	Terminal Number
DES	d...d	1-6 character alphanumeric designator

Alphabetical list of prompts

Prompt	Response	Comment	Pack/Rel
DES	d...d	1-6 character alphanumeric Office Data Administration System (ODAS) Station Designator.	odas-1
TN	l s c u c u END	Terminal Number Small System Exit Overlay program	basic-1

LD 86: Electronic Switched Network 1

Overlay program 86 allows data defining the NARS/BARS/CDP features to be created, modified, and printed.

Prompts and responses Contents

Section
<i>Prompts and responses by feature:</i>
“FEAT equal to DGT (Digit Manipulation)” (page 983)
“FEAT equal to ESN (Electronic Switched Network)” (page 984)
“FEAT equal to ITGE (Incoming Trunk Exclusion)” (page 985)
“FEAT equal to NAS (Network Attendant Service)” (page 985)
“FEAT equal to RLB (Route List)” (page 985)
“FEAT equal to SCC (Special Common Carrier)” (page 987)

FEAT equal to DGT (Digit Manipulation)

Prompt	Response	Comment
REQ	a...a	Request (a...a = CHG, END, LCHG, NEW, OUT, or PRT)
CUST	xx	Customer number associated with this function
FEAT	DGT	Feature = DGT (Digit manipulation)
DMI	(0)-999	Digit Manipulation Index numbers
DEL	(0)-19	Number of leading digits to be Deleted
ISPN		Special IP Number
	(YES)	For off-net calls
	NO	For on-net calls

Prompt	Response	Comment
INST	x...x	Insert
CTYP	a...a	Call type to be used by the call. This call type must be recognized by the NRS and far-end switch. This is critical for correct CLID behavior. If ISPN=NO, the CLID is based on this field. Is ISPN=YES, the CLID is based on the call type before digit manipulation.

FEAT equal to ESN (Electronic Switched Network)

Prompt	Response	Comment
REQ	a...a	Request (a...a = CHG, END, LCHG, NEW, OUT, or PRT)
CUST	xx	Customer number associated with this function
FEAT	ESN	Feature = ESN (Electronic switched network)
MXLC	0-999	Maximum number of Location Codes (NARS only)
	0-16000	Maximum number of Location Codes (with the ESN Location Code Expansion feature and the FNP feature enabled)
MXSD	xxx	Maximum number of Supplemental Digit restriction blocks
MXIX	xxx	Maximum number of Incoming Trunk Group exclusion tables
MXDM	0-256	Maximum number of Digit Manipulation tables
MXRL	xxx	Maximum number of Route Lists
MXFC	0-256	Maximum number of Free Calling area screening tables
MXFS	0-255	Maximum number of Free Special number screening tables
CDP	(YES) NO	Coordinated Dialing Plan feature for this customer
- MXSC	0-32000	Maximum number of Steering Codes
- NCDP	3-7	Number of digits in CDP DN (DSC + DN or LSC + DN)
MSCC	0-7	Maximum number of Special Common Carrier entries
AC1	xx	One or two digit NARS/BARS Access Code 1
AC2	xx	One or two digit NARS Access Code 2
DLTN	(YES) NO	NARS/BARS Dial Tone after dialing AC1 or AC2 access codes
ERWT	(YES) NO	Expensive Route Warning Tone
- ERDT	0-(6)-10	Expensive Route Delay Time
TODS	aa-aa	Time of Day Schedules

Prompt	Response	Comment
RTCL	(DIS) YES	Routing Controls
NMAP	xx yy	NCOS Map
ETOD	1-7	Extended Time of Day schedule
TGAR	(NO) YES	Check for Trunk Group Access Restrictions

FEAT equal to ITGE (Incoming Trunk Exclusion)

Prompt	Response	Comment
REQ	a...a	Request (a...a = CHG, END, LCHG, NEW, OUT, or PRT)
CUST	xx	Customer number associated with this function
FEAT	ITGE	Feature = ITGE (Incoming Trunk Exclusion)
ITEI	1-127	Incoming Trunk group Exclusion Index number
RTNO	0-127	Route Number associated with index

FEAT equal to NAS (Network Attendant Service)

Prompt	Response	Comment
REQ	a...a	Request (a...a = CHG, END, LCHG, NEW, OUT, or PRT)
CUST	xx	Customer number associated with this function
FEAT	NAS	Feature = NAS (Network Attendant Service)
TBL	(0)-63	NAS routing Table 0 is the customer routing table
ALT	1-7	Attendant Alternative number
ID	x...x	Digits (up to 16) dialed to reach a remote attendant
TODS	1-31	Schedule period to be changed
- PER	hh mm hh mm	The start and stop times for the schedule period
- DAYS	1-7	Days assigned to the currently defined schedule period.
ALST	1-7	Alternatives List
DBK	(N) Y	Drop Back busy option
QUE	(N) Y	Queuing to a route

FEAT equal to RLB (Route List)

Prompt	Response	Comment
REQ	a...a	Request (a...a = CHG, END, LCHG, NEW, OUT, or PRT)
CUST	xx	Customer number associated with this function
FEAT	RLB	Feature = RLB (Route list)
RLI	xxx	Route List Index to be accessed
ENTR	xxx	Entry number for NARS/BARS Route list

Prompt	Response	Comment
LTER	(NO) YES	Local Termination entry
ROUT	0-511	Route number
SCNV	(NO) YES	Skip Conventional signaling
TDET	(NO) YES	Tone Detector used
- TYPE	aaa	Type of tone detector application (aaa = TIE, CC1, or CC2)
- TONE	a...a	Tone type expected from SCC (a...a = DIAL or SCC)
TOD	0-7	Time of Day schedule
VNS	(NO) YES	Entry is a VNS route
- VDCH	1-15	VNS D-channel number
- VDMI	xxx	VNS Digit Manipulation Index
- VTRK	1-(20)-254	VNS Trunks
CNV	(NO) YES	Conversion to LDN
EXP	(NO) YES	Expensive route
FRL	(0)-7	Facility Restriction Level
DMI	(0)-999	Digit Manipulation Index
ISDM	(0)-255	ISL D-channel Down Digit Manipulation index
FCI	(0)-255	Free Calling Area Screening Index number
FSNI	(0)-1-255	Free Special Number Screening Index
BNE	(NO) YES	Business Network Extension Route
DDV	(YES) NO	DPNSS Diversion Validation
DDI	(YES) NO	DPNSS Diverting Immediate
SBOC	aaa	Step Back on Congestion (aaa = (NRR), RRO, or ROA)
- COPT	(1) 2	QSIG Alternate Routing is supported for (1), 2
IDBB	aaa	ISDN Drop Back Busy (aaa = (DBD), DBA, or DBI)
IOHQ	(NO) YES	ISDN Off-Hook Queuing option
OHQ	(NO) YES	Off-Hook Queuing allowed
CBQ	(NO) YES	Call Back Queuing
ISET	(0)-8	Initial Set
NALT	1-(5)-10	Number of MCDN alternate routing attempts
MFRL	aaa	Set Minimum Facility Restriction Level (aaa = (MIN) or 0-7)
OVLL	(0)-24	Overlap Length

FEAT equal to SCC (Special Common Carrier)

Prompt	Response	Comment
REQ	a...a	Request (a...a = CHG, END, LCHG, NEW, OUT, or PRT)
CUST	xx	Customer number associated with this function
FEAT	SCC	Feature = SCC (Special Common Carrier)
MXLC	0-999	Maximum number of LOC codes (NARS only)
	0-16 000	Maximum number of LOC codes (with the ESN Location Code Expansion feature and the FNP feature enabled)
SCCI	(0)-7	Special Common Carrier Index
LDN2	(0)-10	Number of digits in SCC type 2 LDN
RBTD	(0)-30	Ringback Tone Delay time

Alphabetical list of prompts

Prompt	Response	Comment	Pack/Rel
AC1	xx	One or two digit NARS/BARS Access Code 1	b/nars-1
	xxxx	One to four digit Flexible Numbering Plan Access Code 1 The access code cannot conflict with the numbering plan.	
AC2	xx	One or two digit NARS Access Code 2	nars-1
	xxxx	One to four digit Flexible Numbering Plan Access Code 2 The access code cannot conflict with the numbering plan.	
ALST	1-7	Attendant Alternatives List (up to 4 for each schedule period) If no attendants are placed on the list, local attendant service is given. Precede with X to remove an alternative attendant. The order of the input determines which entry in the alternative list is being changed. For example, to change the third alternative, both the first and second alternatives must be entered.	nas-15
ALT	1-7	Attendant Alternative number	nas-15

Prompt	Response	Comment	Pack/Rel
	X1-X7	Clear the alternative number (zero ID store); allowed only if there is no schedule period associated with it.	
	<CR>	Stop ALT prompt, go to TODS prompt.	
BNE	(NO) YES	Business Network Express/Name Display, Private CLID and COLP allowed/denied. Note: BNE is output only if the route of the RLI entry is EuroISDN.	bne-25
CBQ	(NO) YES	Call-Back Queuing not allowed Call-Back Queuing allowed This prompt should not be used with NARS DPNSS1. CBQ is not prompted if LTER = YES.	fcq-1
CDP	(YES) NO	Coordinated Dialing Plan feature for this customer	cdp-1
CNV	(NO) YES	Conversion to LDN required (NARS). Not prompted if route is TKTP = ADM or LTER = YES	nars-1
COPT	(1)	QSIG Alternate Routing is supported for the following causes: <ul style="list-style-type: none"> • cause 34 "No channel / circuit available" • cause 38 "Network out of order" • cause 42 "Congestion" 	
	2	QSIG Alternate Routing is supported for the following causes: <ul style="list-style-type: none"> • cause 3 "No route to destination" • cause 27 "Destination is out of service" • cause 34 "No channel / circuit available" • cause 38 "Network out of order" • cause 41 "Temporary failure" • cause 42 "Congestion" 	

Prompt	Response	Comment	Pack/Rel
CTYP		Call type to be used by the call. This call type must be recognized by the NRS and far-end switch. This is critical for correct CLID behavior.	pra-15
		If ISPN=NO, the CLID is based on this field. Is ISPN=YES, the CLID is based on the call type before digit manipulation.	
	(NCHG)	Call type not changed	
	INTL	Special number in International format	
	NPA	NPA	
	NXX	NXX	
	LOC	Location Code	
	CDP	Coordinated Dialing Plan	
	SPN	Special Number other than International	
	UKWN	Unknown call type	
CUST	xx	Customer number associated with this function as defined in LD 15	basic-1
DAYS	1-7	Days assigned to the currently defined schedule period	nas-15
		To remove days from the schedule period precede the number representing the day with X. Up to 7 entries, separated with a space, can be input (Where: 1 = Monday, 7 = Sunday).	
DBK	(NO)	Drop Back busy option disabled	nas-15
	YES	Drop Back busy option enabled	
		Up to four entries one for each of the attendant alternatives in this schedule period.	
		If both sides of the ISDN trunk are set to N the remote node accepts the call and reroutes it, thus one side of the trunk must be set to Y.	
		If a node has all the NAS routes with DBK = Y it is considered by the network as "Centralized Night DN Node". This permits all other nodes in night to reject all attempts of this specific node, even in night, thus the call can be inserted only in this local night DN que.	

Prompt	Response	Comment	Pack/Rel
		The order of the response to this prompt must correspond to the order of response to the ALST prompt.	
DDI	(YES) NO	DPNSS Diverting Immediate YES = Send the Diverting Immediate information to the far end. NO = Far end is not M1 and does not handle Diverting Immediate message. Do not send the Diverting Immediate information to the far end.	basic-5.50
DDV	(YES) NO	DPNSS Diversion Validation. YES = Process the messages sent from the far end. NO = Far end is not M1 and does not handle Diversion Validation messages for CFW. Ignore the messages from the far end and allow setting of CFW.	basic-5.50
DEL	(0)-19	Number of leading digits to be Deleted	b/nars-1
DLTN	(YES) NO	NARS/BARS Dial Tone after dialing AC1 or AC2 access codes	b/nars-1
DMI	(0) (0)-31 (0)-255 (0)-999	Digit Manipulation Index numbers No digit manipulation required CDP NARS/BARS NARS/BARS with Flexible Numbering Plan (FNP) package 160 The maximum number of Digit Manipulation tables is defined by prompt MXDM. DMI is not prompted if route TKTP = ADM.	b/nars-20
DORG	(NO) YES	The CLID information of the original caller is sent in the setup message. If it is set to No, there is no change in function of the feature and the CLID information of the transferring telephone is sent.	basic-5.00
ENTR	0-63 0-6	Entry number for NARS/BARS Route List Route list entry number for CDP	esn-1

Prompt	Response	Comment	Pack/Rel
	X	Precede with x to remove	
ERDT	0-(6)-10	Expensive Route Delay Time (in 2 second intervals)	b/nars-1
ERWT	(YES) NO	Expensive Route Warning Tone Note: ERWT is not supported on TIE trunks. ERWT defaults to of three bursts of tone, but can be modified in LD 56 if Flexible Tones and Cadences (FTC) package 125 is equipped, to indicate that the call is placed over an expensive route. The user has 3 choices: 1. go On-Hook and abort the call 2. remain On-Hook and accept the call 3. activate Ring Again	b/nars-1
ETOD	1-7	Extended Time of Day schedule (day(s) of the week for special TOD schedule) Where:1 = Sunday and = Saturday.	b/nars-1
	X1-X7	To remove a day	
EXP	(NO) YES	Expensive route Not prompted if route TKTP = ADM or LTER = YES	b/nars-1
FCI		Free Calling area screening Index numberUse 0 if no FCAS is required. Not prompted if route TKTP = ADM.	b/nars-1
	(0)-127	BARS	
	(0)-255	NARS	
FEAT		Feature	esn-1
	DGT	Digit manipulation data block	
	ESN	ESN data block	
	ITGE	Incoming Trunk Group Exclusion data block	
	NAS	Network Attendant Service data block	
	RLB	Route List data Block	
	SCC	Special Common Carrier data block	
FRL	(0)-7	Facility Restriction Level	b/nars-1

Prompt	Response	Comment	Pack/Rel
FSNI	(0)-1-255	Free Special Number screening Index	fnp-20
ID	x...x <CR>	Digits (up to 16) dialed to reach a remote attendant Leave ID unchanged, go to ALT prompt.	nas-15
IDBB	(DBD) DBA DBI	ISDN Drop Back Busy Drop Back Disabled Drop Back if All routes busy Drop Back if Initial set busy. IDBB appears if ISDN=YES in LD 15	orc/orq-16
INST	x...x x...x y...y	Insert. Where x...x is: up to 31 leading digits can be inserted For Specialized Common Carriers (SCC), up to 23 leading digits can be inserted including: access number, delimiter*, and authorization code.	b/nars-1
IOHQ	(NO) YES	ISDN Off-Hook Queuing option Prompted if ISDN = YES in LD 15.	ohq-16
ISDM	(0)-255 (0) (0)-31 (0)-127 (0)-999	ISL D-channel Down Digit Manipulation Index number. Not prompted if route TKTP = ADM or LTER = YES No digit manipulation required CDP NARS/BARS NARS/BARS with Flexible Numbering Plan (FNP) package 160. When the ISL D-channel goes down, this Digit Manipulation Index is used to perform the Digit Manipulation which includes the ESN access code insertion capability. This is used only when the ISL reverts back to conventional signaling. When the D-channel is up the existing DMI is used to perform digit manipulation.	is1-17

Prompt	Response	Comment	Pack/Rel
		This DMI is used only when the ISL D-channel is down. Any valid DMI can be entered. The ISDM is intended to be a DMI which inserts an ESN access code.	
ISPN	(YES) NO	Special IP Number.	basic 4.0
		If ISPN = YES then CLID format is determined by the call type specified during digit analysis. If ISPN = NO then CLID format is specified by call type (CTYP).	
ISET	(0)-64	Initial Set. Number of entries in Initial Set for route list block.	b/nars-1
ITEI		Incoming Trunk group Exclusion Index	b/nars-5
	1-127	BARS	
	1-255	NARS	
LDN2	(0)-10	Number of digits in SCC type 2 LDN	b/nars-1
LTER	(NO) YES	Local Termination entry	fgd-17
MFRL	(MIN) 0-7	Set Minimum Facility Restriction Level used to determine autocode prompting. Use default of MIN to set to the minimum FRL value.	b/nars-1
MSCC	0-7	Maximum number of Special Common Carrier (SCC) entries	nars-1
MXDM		Maximum number of Digit Manipulation tables (you must count Table 0 for the system)	esn-1
	0-32	CDP	
	0-256	NARS/BARS	
	0-1000	NARS/BARS with Flexible Numbering Plan (FNP) package 160 equipped	
MXFC		Maximum Free Calling area screening tables Prompted when NARS/BARS equipped	b/nars-1
	0-127	BARS	

Prompt	Response	Comment	Pack/Rel
	0-255	NARS	
MXFS	0-255	Maximum number of Free Special Number Screening tables	b/nars-1
MXIX		Maximum number of Incoming Trunk Group Exclusion tables (use "0" if not required)	b/nars-5
	0-127	BARS	
	0-255	NARS	
MXLC	0-999	Maximum number of LOC codes (NARS only)	nars-1 locx-4.0
	0-16 000	Maximum number of LOC codes (with the ESN Location Code Expansion feature and the FNP feature enabled) Note: Small Systems, CS 1000S, MG 1000B, and MG 1000T display a warning message when you configure the MXLC prompt to a value greater than 4000. Nortel recommends that you increase the LOCs in sets of 50, and regularly check on the available memory.	
MXRL		Maximum number of Route Lists If MXRL = 0, the system do not allow the creation of any route lists.	esn-1
	0-128	CDP	
	0-128	BARS	
	0-256	NARS	
	0-1000	NARS with Flexible Numbering Plan (FNP) package 160 equipped	
MXSC	0-8000	Maximum number of Steering Codes for Small System	cdp-1
	0-10000	Maximum number of Steering Codes in North America	
	0-32000	Maximum number of Steering Codes outside North America	
MXSD	(0)-1500	Maximum Supplemental Digit restriction blocks	b/nars-1

Prompt	Response	Comment	Pack/Rel
NALT	1-(5)-10	Number of MCDN alternate routing attempts (MALT retries only). Prompt appears once per RLI. Note: This prompt is introduced to limit the number of MALT retries. The retries include only those that are retried as a result of MALT Feature invoked. MALT retry count will only be incremented for such retries. The retries performed as a result of disabled routes or busy routes do not form a part of MALT Retry. For example: if the retry to ENTRY 2 is performed because the route in ENTRY 1 is either busy or disabled, then this retry is not considered as a MALT retry and the MALT retry count will not be incremented for such attempts.	brte-24
NCDP		Define DN length for CDP A Coordinated Dialing Plan (CDP) consists of the CDP code and the Directory Number (DN). This dialing plan does not need an access code because the CDP code is part of the internal dialing plan. The CDP code is one of the following: the Distant Steering Code (DSC) or the Local Steering Code (LSC)	cdp-1
	3-7	Number of digits in CDP DN (DSC + DN or LSC + DN)	
	3-10	Number of digits in CDP DN with Directory Number Expansion (DNXP) package 150	
NMAP	xx yy	NCOS Map (NCOS numbers to be applied for routing controls). Where: <ul style="list-style-type: none"> • xx = current NCOS number • yy = NCOS number to be applied for BARS/CDP or NARS when routing control is in effect. NCOS ranges: 0-99	ncos-1
OHQ	(NO) YES	Off-Hook Queuing not allowed Off-Hook Queuing allowed This prompt should not be used with NARS DPNSS1. OHQ is not prompted if LTER = YES.	bars-1

Prompt	Response	Comment	Pack/Rel
OVLL	(0)-24	Overlap Length Number of digits dialed (after the ESN access code) before SETUP message is sent or outpulsing begins. If OVLL = 0, Overlap Sending is controlled by the number of digits in the ESN or CDP steering codes (e.g. FLEN).	ovlp-16
PER	hh mm hh mm	The start and stop times for the schedule period the start time must be less than the stop time)	
QUE	(NO) YES	Queuing to a route disabled Queuing to a route enabled Up to four entries one for each of the attendant alternatives in this schedule period. The order of the response to this prompt must correspond to the order of response to the ALST prompt.	
RBTD	(0)-30	Ringback Tone Delay time in seconds for SCC (only even numbers is accepted)	nars-1
REQ	CHG END LCHG NEW OUT PRT	Request Change existing data block. Exit Overlay program. Print date and time that each data group was last changed (data groups include: ESN, DGT, NAS, RLB, SCC, and ITGE) Create new data block. Remove data block. Print data block.	esn-1
RLI	0-127 0-255 0-999	Route List Index to be accessed CDP and BARS NARS FNP	esn-20
ROUT	0-511	Route number Not prompted if LTER = YES.	esn-1
RTCL	(DIS)	Disable Routing Controls.	esn-1

Prompt	Response	Comment	Pack/Rel
	YES	Enable or modify Routing Controls.	
RTNO	0-511	Route Number associated with index Precede with X to delete an existing route.	b/nars-5
SBOC		Step Back on Congestion	dpnss1-16
	(NRR)	No Reroute	
	RRO	Reroute if originating node, step back if transit node.	
	RRA	Reroute all.	
SCCI	(0)-7	Special Common Carrier Index into the SCC data table Use "0" if not required.	nars-1
SCNV	(NO) YES	Skip Conventional Signaling.	
TBL	(0)-63	NAS routing table. 0 is the customer routing table. It is also associated with Attendant Console Group 0.	nars-16
TDET	(NO) YES	Tone Detector used Not prompted if route TKTP = ADM or LTER = YES.	nars-1
TGAR		Check for Trunk Group Access Restrictions	esn-1
	(NO)	Ignore TGAR/TARG when call is placed through BARS.	
	YES	Examine TGAR/TARG when call is placed through BARS.	
TOD		Time of Day schedule	esn-1
	0-1	CDP	
	0-7	NARS/BARS Precede with X to turn off schedule.	
TODS		Time of Day schedule	esn-1
	1-31	Schedule period to be changed.	
	0	Catch-all period. Start and stop times are not relevant for this period. The next prompt is ALST.	
	0-1	CDP	
	0-7	NARS/BARS	

Prompt	Response	Comment	Pack/Rel
	0-7 hh mm hh mm	Schedule number, start hour, start minute, end hour, end minute for NARS/BARS.	
	0-1 hh mm hh mm	Schedule number, start hour, start minute, end hour, end minute for CDP.	
	X1-X31	Remove the schedule period	
	X0	Remove/clear all alternatives associated with period 0. This leaves the catch-all treatment as local attendant treatment.	
	<CR>	End NAS feature data setup and return to REQ prompt.	
TONE	SCC	SCC dial tone expected	
	DIAL	Normal dial tone type expected	
TYPE	CC1	SCC Type 1 tone detector application	
	CC2	SCC type 2 tone detector application	
	TIE	On-network call tone detector application	
VDCH	1-15	VNS D-channel number	vns-16
VDMI		VNS Digit Manipulation Index number for the D-channel (ESN routing)	vns-16
	(0)	No digit manipulation required	
	1-31	CDP	
	1-255	NARS/BARS	
	0-999	With Flexible Numbering Plan (FNP) package 160	
VNS	(NO) YES	Entry is a VNS route Prompted for DID,TIE and CO.	vns-16
VTRK	1-(20)-254	VNS Trunks (maximum number of VNS Trunks to be used by this route list entry)	vns-16

LD 87: Electronic Switched Network 2

Overlay program 87 allows data which define the NARS/BARS/CDP features to be created, modified and printed.

Prompts and responses Contents

Section
<i>Prompts and responses by feature:</i>
“ CDP (Coordinated Dialing Plan)” (page 999)
“ FCAS (Free Calling Area Screening)” (page 1000)
“ FSNS (Free Special Number Screening)” (page 1000)
“ NCTL (Network Control)” (page 1001)

CDP (Coordinated Dialing Plan)

Prompt	Response	Comment
REQ	a...a	Request (a...a = CHG, END, LCHG, NEW, OUT, or PRT)
CUST	xx	Customer number associated with this function
FEAT	CDP	Feature = CDP (Coordinated Dialing Plan)
TYPE	aaa	Type of steering code (aaa = LSC, DSC, or TSC)
LSC	x...x	Local Steering Code
- DMI	0-31	Digit Manipulation Index for LSC
- DEL	0-4	Number of digits to be deleted
DSC	x...x	Distant Steering Code
- FLEN	(0)-24	Flexible Length number of digits
- DSP	aaa	Display (aaa = LSC, LOC, or DN)

Prompt	Response	Comment
- RRPA	(NO) YES	Remote Radio Paging Access
- RLI	xxx	Route List to be accessed for Distant Steering Code
- CCBA	(NO) YES	Collect Call Blocking
- NPA	xxxxxxx	maximum 7 digit NPA code allowed
- NXX	xxxxxxx	maximum 7 digit NXX code allowed
TSC	x...x	Trunk Steering Code
- FLEN	(0)-24	Flexible Length number of digits
- ITOH	(NO) YES	Inhibit Time-out option
- CCBA	(NO) YES	Collect Call Blocking
- RLI	0-999	Route List to be accessed for trunk steering code

FCAS (Free Calling Area Screening)

Prompt	Response	Comment
REQ	a...a	Request (a...a = CHG, END, LCHG, NEW, OUT, or PRT)
CUST	xx	Customer number associated with this function
FEAT	FCAS	Feature = FCAS (Free Calling Area Screening)
FCI	xxx	Free Calling Area Screening Index number
GKCF	(0)-255	Gatekeeper Cost Factor
NPA	xxx	Three-digit NPA code to be screened
NXX	aaaa	NXX codes for NPA (aaaa = DENY or ALLOW)
- DENY	xxx xxx	NXX code or range of codes to be Denied
- ALLOW	xxx xxx	NXX code or range of codes to be Allowed

FSNS (Free Special Number Screening)

Prompt	Response	Comment
REQ	a...a	Request (a...a = CHG, END, LCHG, NEW, OUT, or PRT)
CUST	xx	Customer number associated with this function
FEAT	FSNS	Feature = FSNS (Free Special Number Screening)
FSNI	1-255	Free Special Number screening Index
SPN	x...x	Special Number code to be screened
XXX	aaaa	Routing codes (aaaa = DENY or ALLOW)
- DENY	xxx xxx	Routing code or range of codes to be Denied
- ALLOW	xxx xxx	Routing code or range of codes to be Allowed

NCTL (Network Control)

Prompt	Response	Comment
REQ	a...a	Request (a...a = CHG, END, LCHG, NEW, OUT, or PRT)
CUST	xx	Customer number associated with this function
FEAT	NCTL	Feature = NCTL (Network Control)
SOHQ	(NO) YES	Off-Hook Queuing option
- OHTL	2-(10)-60	Off-Hook Queue Time Limit
SCBQ	(NO) YES	Call-Back Queuing option
- CBTL	10-(20)-30	Call-Back Queue Time Limit
- RANE	0-511	RAN route number for CBQ offer to ESN stations
- RANC	0-511	RAN route number for CBQ offer to Conventional main
NRNG	0-99 1-99	NCOS Range
NCOS	(0)-99	Network Class of Service group number
MLPPSD	xxxxxx	MLPP Service Domain class of service.
ARDL	a	ARDL network route selection is allowed from both initial and extended route sets or only the initial route set (a = (A) or I)
- MPL	aaaa	Maximum Precedence Level
- EQA	(NO) YES	Equal Access associated with this NCOS group
- FRL	(0)-7	Facility Restriction Level
- RWTA	(NO) YES	Expensive Route Warning Tone
- NSC	(NO) YES	Network Speed Call access allowed
- - LIST	0-253	List numbers to which System Speed Call has access
- OHQ	(YES) NO	Off-Hook Queuing eligibility
- CBQ	(NO) YES	Call Back Queuing eligibility
- RETT	2-(10)-30	Remote Virtual Queuing Retry Timer
- RETC	4-(5)-16	Remote Virtual Queuing Retry Counter
- - ROUT	a	Call Back Queuing on Initial or All Routes (a = (I) or A)
- - RADT	(0)-30	Route Advance Timer
- SPRI	(0)-3	Starting Priority in CBQ
- MPRI	(0)-3	Maximum Priority attainable in CBQ
- PROM	(0)-30	Priority Promotion timer
TOHQ	0-7	TCOS OHQ eligibility

Alphabetical list of prompts

Prompt	Response	Comment	Pack/Rel
ALOW	xxx xxx	Routing code (NXX) code or range of codes to be allowed	b/nars-20
	<CR>	Stop ALOW prompt	
ARDL	(A)	ARDL network route selection is allowed from ALL (both initial and extended) route sets	ardl-22
	I	ARDL network route selection is allowed only from initial route set	
CBQ	(NO) YES	Call Back Queuing eligibility	bque-1
CBTL	10-(20)-30	Call Back Queue Time Limit (in 2 second increments) This is the time in which the user must respond to Ring Again feature to accept the CBQ call. Applies to multi-line sets only.	b/nars-1
CCBA	(NO)	Collect Call Blocking (CCB) Denied	ccb-21
	YES	Collect Call Blocking Allowed CCBA is prompted when TYPE =TSC or DSC. CCBA is prompted with CCB package 290.	
CUST	xx	Customer number associated with this function as defined in LD 15	esn-1
DEL	0-4	Number of digits to be Deleted	cdp-1
	0-7	Up to 7 digits with Directory Number Expansion (DNXP) package 150	
DENY	xxx xxx	Routing (NXX) code or range of codes to be denied	b/nars-20
	<CR>	Stop DENY prompt.	
DMI	0-31	Digit Manipulation Index for LSC	b/nars-20
	0-999	With Flexible Numbering Plan (FNP) package 160	

Prompt	Response	Comment	Pack/Rel
DSC	xxxx	Distant Steering Code Up to 4 digits, up to 7 digits with Directory Number Expansion (DNXP) package 150. Prompted until <CR> is entered.	cdp-19
DSP		Display	fnp-20
	(LSC)	Local Steering Code	
	HLOC	Home Location code	
	DN	Directory Number to be used for CLID Prompted with Flexible Numbering Plan (FNP) package 160 and ISDN are equipped.	
EQA	(NO) YES	Equal Access associated with this NCOS group	eqa-18
FCI		Free Calling area screening Index number	b/nars-1
	1-127	BARS	
	1-255	NARS	
		Table 0 is network reserved to indicate that no FCAS is applied.	
FEAT		Feature	esn-1
	CDP	Coordinated Dialing Plan	
	FCAS	Free Calling Area Screening	
	FSNS	Free Special Number Screening (allowed with Flexible Numbering Plan (FNP) package 160)	
	NCTL	Network Control	
FLEN	(0)-24	Flexible Length number of digits Prompted with Flexible Numbering Plan (FNP) package 160.	fnp-20

Prompt	Response	Comment	Pack/Rel
FRL	(0)-7	Facility Restriction Level FRL is assigned to each NCOS. It determines the entries in a Route List (RLI) to which it has access. 0 is the most restrictive, 7 is the least restrictive and can access more entries.	b/nars-1
FSNI	1-255	Free Special Number screening Index	fnp-20
GKCF	(0)-255	Gatekeeper Cost Factor, where: <ul style="list-style-type: none"> 0 = not required for Gatekeeper configuration 1-255 = a higher number represents a more expensive call For CS 1000S	basic-2.0
ITOH	(NO) YES	Inhibit Time-out option	fnp-20
LIST	0-4095 <CR>	List numbers to which System Speed Call has access All lists Precede with X to remove SSC list.	ssc-2
LSC	xxxx	Local Steering Code Up to 4 digits, up to 7 digits with Directory Number Expansion (DNXP) package 150. Prompted until <CR> is entered.	cdp-19
MLPPSD	xxxxxx	MLPP Service Domain class of service. Where: <ul style="list-style-type: none"> xxxxxx = six hexadecimal characters in the range (000000 to FFFFFFFF) used to signify a 24 bit binary integer. Default is taken from Overlay 15. Precede with x to remove.	atvn-25.47
MPL	aaaa	Maximum Precedence Level	

Prompt	Response	Comment	Pack/Rel
MPRI	(0)-3	Maximum Priority attainable in CBQ	bque-1
NCOS	(0)-99	Network Class of Service group number	ncos-1
NPA	xxx	Three-digit NPA code to be screened (the first digit must be 2-9; the second and third digits can be 0-9). Omit the "1" in 1 + NPA format.	nanp-19
		<ul style="list-style-type: none"> • xxx = 200-999. Only 3 digits are allowed, even when using 1 + dialing. 	
		BARS allows up to 15 NPA codes per table.	
		NARS allows up to 15 NPA codes per table with a maximum of 800 NXX codes each.	
	xxx yyy	Area code or extended NPA code translation	
		Where:	
		<ul style="list-style-type: none"> • xxx & yyy = 200 - 999. FCAS accepts only three digits for the NPA, even if 1 + dialing in use. 	
	xxxxxxx	Numbering Plan Area Code	basic-25
		<ul style="list-style-type: none"> • 7 digits are allowed when TYPE = DSC 	
NRNG	0-99 1-99	NCOS Range (starting and ending number for NCOS printing)	ncos-14
	<CR>	Pressed without defining the ending number, then only the NCOS with the starting number defined is printed.	
		Prompted when REQ = PRT.	
NSC	(NO) YES	Network Speed Call access allowed	nsc-2
NXX	DENY	NXX codes to be denied for NPA	b/nars-1
	ALLOW	NXX codes to be allowed for NPA	
	xxxxxxx	Public Network Exchange Code	basic-25
		<ul style="list-style-type: none"> • 7 digits are allowed when TYPE = DSC 	

Prompt	Response	Comment	Pack/Rel
OHQ	(YES) NO	Off-Hook Queuing eligibility	ohq-1
OHTL	2-(10)-60	Off-Hook Queue Time Limit (in 2 second increments) This is the maximum amount of time a user remains off-hook for OHQ before it times out. After timeout the system searches once before going to Network Blocking Intercept treatment. If an odd number is entered, it is rounded up to the next even number.	b/nars-1
PROM	(0)-30	Priority Promotion timer (in 30 second increments, where: 1 = 30 seconds and 30 = 15 minutes)	pque-1
RADT	(0)-30	Route Advance Timer (in 30 second increments, where: 1 = 30 seconds and 30 = 15 minutes)	bque-1
RANC	0-511	RAN route number for CBQ offer to Conventional main Enter X to remove RAN route.	nars-1
RANE	0-511	RAN route number for CBQ offer to ESN stations Enter X to remove RAN route.	nars-1
REQ		Request	esn-1
	CHG	Change existing data block	
	END	Exit Overlay program	
	LCHG	Print date and time that each data group level was last changed (data groups include: NCTL, FCAS, FSNS, LSC, DSC, and TSC)	
	NEW	Create new data block	
	OUT	Delete existing data block	
	PRT	Print data block	

Prompt	Response	Comment	Pack/Rel
RETC	4-(5)-16	Remote Virtual Queuing Retry Counter. This is the number of times the initial set should be searched before the scanning includes the extended set. Once the retry counter threshold is met, each node in the network searches its extended set.	rvq-18
RETT	2-(10)-30	Remote Virtual Queuing Retry Timer in seconds. This is the number of seconds between forward scanning attempts.	rvq-18
RLI	0-31	Route List accessed for trunk or distant steering code CDP	cdp-20
	0-127	BARS	
	0-255	NARS	
	0-999	Flexible Numbering Plan (FNP) (Release 20 & later)	
ROUT	(I)	Call Back Queuing on Initial routes The system offers queuing only after examining ISET (Initial Set) entries.	bque-2
	A	Call Back Queuing on All routes The system examines all entries in the route list, both ISET (Initial Set) and ESET (Extended Set) before offering queuing.	
RRPA	(NO) YES	Remote Radio Paging Access (Remote Radio Paging FFC is being used). Prompted if a CDP, TSC or DSC is being added or changed.	rpa-20
RWTA	(NO) YES	Expensive Route Warning Tone	b/nars-1
SCBQ	(NO) YES	Call Back Queuing option	b/nars-1
SOHQ	(NO) YES	Off-Hook Queuing option	b/nars-1

Prompt	Response	Comment	Pack/Rel
SPN	x...x	Special Number code to be screened. <ul style="list-style-type: none"> • xxx = 1-19 digits 	fnp-20
SPRI	(0)-3	Starting Priority in CBQ	pque-2
TOHQ	0-7	TCOS OHQ eligibility Which TCOS (example, FRL) are OHQ eligible (Up to 8 entries). <CR> No TCOS are OHQ eligible Precede with X to remove OHQ eligibility from a TCOS.	b/nars-1
TSC	xxxx	Trunk Steering Code Up to 4 digits, up to 7 digits with Directory Number Expansion (DNXP) package 150. Prompted until <CR> is entered.	cdp-19
TYPE	LSC	Local Steering Code	fnp/ cdp-20
	DSC	Distant Steering Code	
	TSC	Trunk Steering Code	
	FSNS	Free Special Number Screening Index	
	ALL	All steering codes	
XXX	DENY	Routing codes to be denied	fnp-20
	ALLOW	Routing codes to be allowed	

LD 88: Authorization Code

Overlay program 88 allows data for Basic Authorization Code (BAUT) and Network Authorization Code (NAUT) to be created, modified and printed.

Prompts and responses Contents

Section
<i>Prompts and responses by data block:</i>
"AUB or RAUB: Authcode or Room Authcode data block" (page 1009)
"AUT: Authcode entries data block" (page 1010)
"SAR: Scheduled Access Restriction data block" (page 1010)

AUB or RAUB: Authcode or Room Authcode data block

Prompt	Response	Comment
REQ	aaa	Request (aaa = CHG, END, NEW, OUT, or PRT)
TYPE	aaaa	Type = AUB (Authcode) or RAUB (Room Authcode)
CUST	xx	Customer number associated with this function
SPWD	xxxx	Secure Data Password
ALEN	1-14	Authcode Length
ACDR	NO YES	Activate CDR for authcodes
AUTHCOD_ALARM	(OFF) ON	Authcode Alarm
RANR	x...x	RAN Route number
ACLE	(NO) YES	Authorization Code Conditionally Last Enhancement
BRST	0-(10)	Number of initial bursts of tone to be given
RTRY	(NO) YES	(Disable) Enable Authcode - last Retry

Prompt	Response	Comment
- RAN2	x...x	Route number for Authcode - last Retry RAN
CLAS	(0)-115	Class code value assigned to authcode
- COS	a...a	Class of Service
- TGAR	0-(1)-31	Trunk Group Access Restriction
- NCOS	(0)-99	Network Class of Service
- CAC_CIS	0-(3)-9	CIS ANI category code
AUTO	YES NO	Automatically generate authcodes
- SECR	0000-9999	Security password (NAUT)
- NMBR	1-50000	Number of authcodes to be generated automatically
- CLAS	(0)-115	Class code to be automatically assigned

AUT: Authcode entries data block

Prompt	Response	Comment
REQ	aaa	Request (aaa = CHG, END, NEW, OUT, or PRT)
TYPE	AUT	Type = AUT (Authcode entries)
CUST	xx	Customer number associated with this function
SPWD	xxxx	Secure Data Password
CODE	xxxx	Authcode
SARC	NO YES	Scheduled Access Restriction (SAR) Code
- SERV	nnn...nnn	SAR Service functions for SARC
- SGRP	0-999	SGRP number
CLAS	(0)-115	Class code
SECR	0000-9999	Security password

SAR: Scheduled Access Restriction data block

Prompt	Response	Comment
REQ	aaa	Request (aaa = CHG, END, NEW, OUT, or PRT)
TYPE	SAR	Type = SAR (Scheduled Access Restriction)
CUST	xx	Customer number associated with this function
SPWD	xxxx	Secure Data Password
SGRP	0-999	SAR Group number
SCDR	(NO) YES	Activate CDR for the SAR code feature
OFFP	1-8	Off-hour Period number
- STAR	hh mm	Start time

Prompt	Response	Comment
- STOP	hh mm	Stop time
- DAYS	d ... d	Respond with a new set of days to be used
- COS	a...a	Class of Service
- TGAR	0-(1)-31	Trunk Group Access Restriction
- NCOS	(0)-99	Network Class of Service
ICR	(NO) YES	Incoming Calls are Restricted.
LOCK	(1)-8	Lock period

Alphabetical list of prompts

Prompt	Response	Comment	Pack/Rel
ACDR	NO YES	Activate CDR for authcodes. There is no default.	cdr-1
ACLE	(NO) YES	Authorization Code Conditionally Last Enhancement	nars-24
ALEN		Authcode Length (all authcodes are the same length).	baut-1
	1-4	Room Authcode	
	1-7	NAUT	
	1-14	BAUT	
AUTHCOD_ALARM			basic-21
	(OFF)	Disable Authcode Alarm	
	ON	Enable Authcode Alarm	
AUTO	YES NO	Automatically generate authcodes. Prompted when Network Authorization Code (NAUT) package 63 is equipped and REQ = "NEW". ALEN must be a minimum of four digits.	naut-1
BRST	0-(10)	Number of initial bursts of tone to be given	nars-24
CAC_CIS	0-(3)-9	CIS ANI category code	cist-24

Prompt	Response	Comment	Pack/Rel
CLAS	(0)-115	Class code value assigned to authcode. Cycle continues with CODE. Prompted when SARC = NO.	baut-1
	X	When TYPE = "AUT", enter X to have authcode be an exempt code. When this data is printed, the month in which authcode was deactivated is output. Default is "0" when adding authcode entries. Exempt authcode	
	<CR>	End of input	
CODE	xxxx	Authcode (number of digits must equal the ALEN response).	baut-1
	ALL	Delete all Authcodes if Network Authorization Code (NAUT) package 63 is equipped and codes were automatically generated.	
COS		Class of Service	baut-1
	(CTD)	Conditionally Toll Denied	
	CUN	Conditionally Unrestricted	
	FR1	Fully Restricted class 1	
	FR2	Fully Restricted class 2	
	FRE	Fully Restricted	
	IPNA	Intercept Position	
	IRGA	Interrogation set	
	SRE	Semi-Restricted	
	TLD	Toll Denied	
	UNR	Unrestricted	
CUST	xx	Customer number associated with this function as defined in LD 15	esn-1

Prompt	Response	Comment	Pack/Rel
DAYS	d...d	Respond with a new set of days to be used d...d = maximum of seven entries in range of 1-7	sar-20
ICR	(NO) YES	Incoming Calls are Restricted.	sar-20
LOCK	(1)-8	Lock period	sar-20
NCOS	0-99	Network Class of Service (enter the new NCOS that replaces the NCOS of the station).	baut-1
NMBR	1-50000	Number of authcodes to be generated automatically To generate up to 50,000 authcodes, the maximum entry at NMBR is 5000 each time it is prompted.	baut-1
OFFP	1-8	Off-hour Period number Go to ICR prompt.	sar-20
RANR	x...x X	RAN route number for "Authcode Last" prompt (NAUT), where: <ul style="list-style-type: none"> • x...x = 0-127 for Small system, CS 1000S, MG 1000B and MG 1000T • x...x = 0-511 for Large system and CS 1000E No RAN route	naut-1
RAN2	x...x X	Route number for Authcode - last Retry RAN, where: <ul style="list-style-type: none"> • x...x = 0-127 for Small system, CS 1000S, MG 1000B and MG 1000T • x...x = 0-511 for Large system and CS 1000E Removes and deactivates Authcode-last Retry RAN	dpna-21
REQ		Request	baut-1

Prompt	Response	Comment	Pack/Rel
	CHG	Change existing data block	
	END	Exit Overlay program	
	NEW	Create new data block	
	OUT	Delete existing data block	
	PRT	Print data block	
RTRY	(NO)	Disable authcode - last Retry.	dpna-21
	YES	Enable authcode - last Retry.	
		Prompted with Direct Private Network Access (DPNA) package 250.	
SARC	NO YES	Scheduled Access Restriction (SAR) Code is to be a Scheduled Access Restriction (SAR) authorization code.	sar-20
SCDR	(NO) YES	Activate CDR for the SAR code feature.	sar-20
SECR	0000-9999	Security password as entered during AUTO sequence Prompted when CODE = ALL. Cycle continues with CODE.	baut-1
SERV		SAR Service functions for SARC	sar-20
	(END)	Enable Denied	
	ENA	Enable Allowed	
	(LKD)	Lock Denied	
	LKA	Lock Allowed	
	(DSD)	Disable Denied	
	DSA	Disable Allowed	
	(UND)	Unlock Denied	
	UNA	Unlock Allowed	
		Up to four entries can be made at once.	

Prompt	Response	Comment	Pack/Rel
SGRP	0-999	Scheduled Access Restriction group (SGRP) number	sar-20
	ALL	Authorization code is to be a customer SARC.	
	<CR>	End of SAR changes, return to REQ.	
SPWD	xxxx	Secure Data Password (same password as defined for DISA on a per customer basis in LD 15). Prompt do not appear to user with a LAO password.	baut-1
STAR	hh mm	Start time	sar-20
		The current start time (hours and minutes) is printed individually after the prompt. Respond with the new start time.	
	X	Remove value and return to OFFP.	
STOP	hh mm	Stop time	sar-20
		The current stop time (hours and minutes) is printed individually after the prompt. Respond with the new stop time.	
	X	Remove value and return to OFFP.	
TGAR	0-(1)-31	Trunk Group Access Restriction range	baut-1
TYPE		Type of data block	baut-1
	AUB	Authcode data block	
	AUT	Authcode entries data block	
	RAUB	Room Authcode data block (Hospitality Management)	
	RAUT	Room Authcode entries (Hospitality Management) data block	
	SAR	Scheduled Access Restriction data block	

LD 90: Electronic Switched Network 3

Overlay program 90 allows data for network translation tables to be generated and administered.

Prompts and responses Contents

Section
<i>Prompts and responses by data block:</i>
"HLOC: Home Location data block (NARS only)" (page 1017)
"HNPA: Home Number Plan area code data block" (page 1018)
"LOC: Location code data block (NARS only)" (page 1018)
"NPA: Number Plan area code data block" (page 1019)
"NSCL: Network Speed Call List data block" (page 1019)
"NXX: Central Office Code Translation data block" (page 1020)
"SPN: Special Number Translation data block" (page 1020)

HLOC: Home Location data block (NARS only)

Prompt	Response	Comment
REQ	a...a	Request (a...a = CHG, END, LCHG, NEW, OUT, or PRT)
CUST	xx	Customer number associated with this function
FEAT	NET	Feature = NET
TRAN	aaa	Translator (aaa = AC1, AC2, or SUM)
TYPE	HLOC	Type = HLOC (Home Location code)

Prompt	Response	Comment
HLOC	xxx y..y	Home Location code, where xxx = 3 digit home location code and y...y = extended code of 1-4 digits. The extended code is optional.
- DMI	1-255	Digit Manipulation Index

HNPA: Home Number Plan area code data block

Prompt	Response	Comment
REQ	a...a	Request (a...a = CHG, END, LCHG, NEW, OUT, or PRT)
CUST	xx	Customer number associated with this function
FEAT	NET	Feature = NET
TRAN	aaa	Translator (aaa = AC1, AC2, or SUM)
TYPE	HNPA	Type = HNPA (Home Number plan area code transmission)
HNPA	xxx	Home Numbering Plan Area code where xxx = 200 - 999
	1xxx	Home Numbering Plan Area code using 1+ dialing, where xxx = 200 - 999.

LOC: Location code data block (NARS only)

Prompt	Response	Comment
REQ	a...a	Request (a...a = CHG, END, LCHG, NEW, OUT, or PRT)
CUST	xx	Customer number associated with this function
FEAT	NET	Feature = NET
TRAN	aaa	Translator (aaa = AC1, AC2, or SUM)
TYPE	LOC	Type = LOC (Location code)
LOC	xxx y...y	Location code, where x = home location code and y...y = extended code of 1-4 digits. The extended code is optional.
- FLEN	(0)-24	Flexible Length
- RLI	xxx	Route List Index
- NPA	xxxxxxx	maximum 7 digit NPA code allowed
- NXX	xxxxxxx	maximum 7 digit NXX code allowed
- ITOH	(NO) YES	Inhibit Time Out Handler
- ITEI	xxx	Incoming Trunk group Exclusion Index
- LDN	xx...xx	Listed Directory Number
- DID	(NO) YES	Direct Inward Dial (DID)
- - MNXX	(NO) YES	Multiple NXX
- - SAVE	1-4	Saved digits

Prompt	Response	Comment
- - - OFFC	xxx	Office Code
- - RNGE	0-9999 0-9999	Range

NPA: Number Plan area code data block

Prompt	Response	Comment
REQ	a...a	Request (a...a = CHG, END, LCHG, NEW, OUT, or PRT)
CUST	xx	Customer number associated with this function
FEAT	NET	Feature = NET
TRAN	aaa	Translator (aaa = AC1, AC2, or SUM)
TYPE	NPA	Type = NPA (Number plan area code transmission)
NPA	xxx y..y z..z	Numbering Plan Area code translation, where xxx = 3 digits, y..y = 1-3 digits, and z..z = 1-4 digits. the y..y and z..z entries are optional. Precede the xxx entry with the character "1" when using 1+ dialing.
- RLI	xxx	Route List Index
- SDRR	a...a	Supplemental Digit Restriction or Recognition (a...a = ALLOW, DDD, DENY, DID, ITED, LDDD, LDID, or STRK)
- - DENY	x...x	Number to be denied within the NPA
- - DMI	1-255	Digit Manipulation Index
- - - LDID	x...x	Local DID number to be recognized
- - LDDD	x...x	Local DDD number to be recognized
- - DID	x...x	Remote DID number to be recognized
- - DDD	x...x	Remote DDD number to be recognized
- - ITED	x...x	Incoming Trunk group Exclusion Digits
- - ALLOW	x...x	Allowed codes
- ITEI	xxx	Incoming Trunk group Exclusion Index

NSCL: Network Speed Call List data block

Prompt	Response	Comment
REQ	a...a	Request (a...a = CHG, END, LCHG, NEW, OUT, or PRT)
CUST	xx	Customer number associated with this function
FEAT	NET	Feature = NET
TRAN	aaa	Translator (aaa = AC1, AC2, or SUM)
TYPE	NSCL	Type = NSCL (Network Speed Call List)
- ITEI	xxx	Incoming Trunk group Exclusion Index

Prompt	Response	Comment
NSCC	xxx	Network Speed Call access Code
- SSCL	0-253	System Speed Call List number

NXX: Central Office Code Translation data block

Prompt	Response	Comment
REQ	a...a	Request (a...a = CHG, END, LCHG, NEW, OUT, or PRT)
CUST	xx	Customer number associated with this function
FEAT	NET	Feature = NET
TRAN	aaa	Translator (aaa = AC1, AC2, or SUM)
TYPE	NXX	Type = NXX (Central Office Code Translation)
NXX	xxx y..y	Numbering Plan Exchange (Central Office)
- RLI	xxx	Route List Index
- SDRR	a...a	Supplemental Digit Restriction or Recognition (a...a = ALLOW, DDD, DENY, DID, ITED, LDDD, LDID, or STRK)
- - DENY	x...x	Number to be denied within the NXX
- - DMI	1-255	Digit Manipulation Index
- - - LDID	x...x	Local DID number to be recognized
- LDDD	x...x	Local DDD number to be recognized
- - DID	x...x	Remote DID number to be recognized
- - DDD	x...x	Remote DDD number to be recognized
- - ITED	x...x	Incoming Trunk group Exclusion Digits
- - ALLOW	x...x	Allowed codes
- ITEI	xxx	Incoming Trunk group Exclusion index

SPN: Special Number Translation data block

Prompt	Response	Comment
REQ	a...a	Request (a...a = CHG, END, LCHG, NEW, OUT, or PRT)
CUST	xx	Customer number associated with this function
FEAT	NET	Feature = NET
TRAN	aaa	Translator (aaa = AC1, AC2, or SUM)
TYPE	SPN	Type = SPN (Special Number Translation)
SPN	x..x	Special Number translation
- FLEN	(0)-24	Flexible Length
- - INPL	(NO) YES	International Dialing Plan
- ITOH	(NO) YES	Inhibit Time-out Handler

Prompt	Response	Comment
- RLI	xxx	Route List Index
- CLTP	a...a	Type of call that is defined by the special number (a...a = (NONE), LOCL, NATL, INTL, SSER, or SERH)
- SDRR	a...a	Supplemental Digit Restriction or Recognition (a...a = ALLOW, ARRN, DDD, DENY, DID, ITED, LDDD, LDID, or STRK)
- - DENY	x...x	Number to be Denied
- - DMI	1-255	Digit Manipulation Index
- - - LDID	x...x	Local DID number to be recognized
- - LDDD	x...x	Local DDD number to be recognized
- - DID	x...x	Remote DID number to be recognized
- - DDD	x...x	Remote DDD number to be recognized
- - ITED	x...x	Incoming Trunk group Exclusion Digits
- - ARRN	x...x	Alternate Routing Remote Number
- - STRK	x...x	Allowed codes for ADM/MDM
- - ALLOW	x...x	Allowed codes
- - - ARLI	0-255 0-999	Alternative Route List Index

Alphabetical list of prompts

Prompt	Response	Comment	Pack/Rel
ALLOW	x...x	<p>Allowed codes for ADM/MDM to be recognized within the NXX, NPA or SPN</p> <p>The maximum number of digits to be entered must be the lesser of 10 or:</p> <ul style="list-style-type: none"> • 7-m (8-m for 1 + dialing) for NXX • 10-m (11-m for 1 + dialing) for NPA • 19-m for SPN <p>Where: m = number of digits entered for NPA, NXX, or SPN.</p> <p>These numbers do not have to be leftwise unique. For non leftwise unique numbers, the longer number takes precedence over the shorter number. However, the exact same numbers (not leftwise unique and the same length) are still blocked.</p>	basic-22

Prompt	Response	Comment	Pack/Rel
ARLI	0-255	Alternative Route List Index	fnp-16
	0-999	Alternative Route List Index with Flexible Numbering Plan (FNP) package 160. The ARRAN prompt is repeated after the ARLI prompt until <CR> is entered (in response to ARRAN).	
ARRN	x...x	Alternate Routing Remote Number to be recognized within SPN. The maximum number of digits to be entered must be the lesser of 10 or 19-m for SPN. Where: m = number of digits entered for SPN. These numbers do not have to be leftwise unique. For non leftwise unique numbers, the longer number takes precedence over the shorter number. However, the exact same numbers (not leftwise unique and the same length) are still blocked.	fnp-16
CLTP	(NONE)	Type of call that is defined by the special number.	kd3-20
	LOCL	No call type	
	NATL	Local	
	INTL	National	
	SSER	International	
	SERH	Special Service	
		Special Service Hold	
CUST	xx	Customer number associated with this function as defined in LD 15.	b/nars-1

Prompt	Response	Comment	Pack/Rel
DDD	x...x	<p>Remote DDD number to be recognized within the NPA, NXX or SPN.</p> <p>The maximum number of digits to be entered must be the lesser of 10 or:</p> <ul style="list-style-type: none"> • 7-m (8-m for 1 + dialing) for NXX • 10-m (11-m for 1 + dialing) for NPA • 19-m for SPN <p>Where: m = number of digits entered for NPA, NXX, or SPN.</p> <p>These numbers do not have to be leftwise unique. For non leftwise unique numbers, the longer number takes precedence over the shorter number. However, the exact same numbers (not leftwise unique and the same length) are still blocked.</p>	b/nars-5
	<CR>	Return to SDRR prompt.	
DENY	x...x	<p>Number to be denied within the NPA,NXX,SPN, or SDR.</p> <p>The maximum number of digits to be entered must be the lesser of 10 or:</p> <ul style="list-style-type: none"> • 7-m (8-m for 1 + dialing) for NXX • 10-m (11-m for 1 + dialing) for NPA • 19-m for SPN <p>Where: m = number of digits entered for NPA, NXX, or SPN.</p> <p>These numbers do not have to be leftwise unique. For non leftwise unique numbers, the longer number takes precedence over the shorter number. However, the exact same numbers (not leftwise unique and the same length) are still blocked.</p>	b/nars-1
	<CR>	Return to SDRR prompt.	

Prompt	Response	Comment	Pack/Rel
DID	(NO) YES	Direct Inward Dial (DID) This location arranged for DID	
	x...x	Remote DID number to be recognized within the NPA,NXX or SPN. The maximum number of digits to be entered must be the lesser of 10 or: <ul style="list-style-type: none"> • 7-m (8-m for 1 + dialing) for NXX • 10-m (11-m for 1 + dialing) for NPA • 19-m for SPN Where: m = number of digits entered for NPA, NXX, or SPN. These numbers do not have to be leftwise unique. For non leftwise unique numbers, the longer number takes precedence over the shorter number. However, the exact same numbers (not leftwise unique and the same length) are still blocked. Precede with X to remove.	bnars-1
	<CR>	Return to SDRR prompt.	
DMI	1-255	Digit Manipulation Index	dnxp-13
	1-999	Digit Manipulation Index with Flexible Numbering Plan (FNP) package 160 DMI is prompted only when the Directory Number Expansion (DNXP) package 150 is equipped and SDRR = LDID.	
FEAT		Feature	nars-1
	NET	Network translation tables	
FLEN		Flexible Length (the number of digits the system expects to receive before accessing a trunk and outputting these digits)	fnp-20
	(0)-24	Flexible Length range	
HLOC		Home Location code	nars-1

Prompt	Response	Comment	Pack/Rel
	xxx	xxx = 3 digits	
	xxx y..y	Extended Home Location code, where xxx = 3 digits and y..y = 1-4 digits. The space between the xxx and y..y digits is optional.	
HNPA		Home Numbering Plan Area code (a leading zero is not allowed)	nanp-19
	xxx	Response for Home Numbering Plan Area code, where xxx = 200-999. A leading zero is not allowed.	
	1xxx	Response for Home Numbering Plan Area code using 1+ dialing, where xxx = 200-999. Note that the xxx entry must be preceded with the character "1".	
INPL	(NO) YES	International Dialing Plan for special number Default to North American operation when FLEN = 0. Prompted with Flexible Numbering Plan (FNP) package 160, FLEN = 0 and SPN = 0, 00, 01, 011, 411, 611, 911, 800, 1800.	
ITED	x...x	Incoming Trunk group Exclusion Digits (number to be restricted within the NPA for the excluded trunk group) The maximum number of digits to be entered must be the lesser of 10 or: <ul style="list-style-type: none"> • 7-m (8-m for 1 + dialing) for NXX • 10-m (11-m for 1 + dialing) for NPA • 19-m for SPN Where: m = number of digits entered for NPA, NXX, or SPN. These numbers do not have to be leftwise unique. For non leftwise unique numbers, the longer number takes precedence over the shorter number. However, the exact same numbers (not leftwise unique and the same length) are still blocked.	b/nars-1

Prompt	Response	Comment	Pack/Rel
	<CR>	Return to SDRR prompt	
ITEI	(0)-127	BARS Incoming Trunk group Exclusion Index	b/nars-5
	(0)-255	NARS Incoming Trunk group Exclusion Index	
ITOH	(NO) YES	Inhibit Time-Out Handler	fnp-16
LDDD	x...x	Local DDD number to be recognized within the NPA, NXX, or SPN	b/nars-5
		<p>The maximum number of digits to be entered must be the lesser of 10 or:</p> <ul style="list-style-type: none"> • 7-m (8-m for 1 + dialing) for NXX • 10-m (11-m for 1 + dialing) for NPA • 19-m for SPN <p>Where: m = number of digits entered for NPA, NXX, or SPN.</p> <p>These numbers do not have to be leftwise unique. For non leftwise unique numbers, the longer number takes precedence over the shorter number. However, the exact same numbers (not leftwise unique and the same length) are still blocked.</p>	
	<CR>	Return to SDRR prompt	
LDID	x...x	Local DID number to be recognized within the NXX, NPA or SPN	b/nars-5
		<p>The maximum number of digits to be entered must be the lesser of 10 or:</p> <ul style="list-style-type: none"> • 7-m (8-m for 1 + dialing) for NXX • 10-m (11-m for 1 + dialing) for NPA • 19-m for SPN 	

Prompt	Response	Comment	Pack/Rel
		Where: m = number of digits entered for NPA, NXX, or SPN.	
		These numbers do not have to be leftwise unique. For non leftwise unique numbers, the longer number takes precedence over the shorter number. However, the exact same numbers (not leftwise unique and the same length) are still blocked.	
	<CR>	Return to SDRR prompt	
LDN	xx...xx	Listed Directory Number Up to 10 digit listed directory number, including NPA.	
LOC	x...x	Location code, where xxx = 3 digits	nars-1
	xxx y..y	Location code, where x = home location code and y..y = extended code of 1-4 digits. The extended code is optional. Separate x and y codes with a space.	
MNXX	(NO) YES	Multiple NXX codes and ranges This prompt should not be used with NARS DPNSS1.	b/nars-5
NPA		Numbering Plan Area code translation	nanp-19
	xxx	Area code translation, where xxx = 3 digits. A leading zero is not allowed.	
	xxx y..y z..z	Extended NPA code translation. An extended NPA code can be from 4 to 10 digits, where xxx = 3 digits, y..y = 1-3 digits and z..z = 1-4 digits. Separate xxx, y..y and z..z entries with a space.	
	1xxx	Area code translation using 1+ dialing, where xxx = 3 digits. Note that the xxx entry must be preceded with the character "1".	

Prompt	Response	Comment	Pack/Rel
	1xxx y..y z..z	Extended NPA code translation 1+ dialing. An extended NPA code using 1+ dialing can be from 5 to 11 digits, where xxx = 3 digits, y..y = 1-3 digits and z..z = 1-4 digits. Separate xxx, y..y and z..z entries with a space. Note that the xxx entry must be preceded with the character "1".	
	xxxxxxx	Numbering Plan Area Code <ul style="list-style-type: none"> up to 7 digits are allowed when TYPE = LOC 	basic-25
NSCC	xxx	One to three-digit Network Speed Call access Code	nars-1
NXX		Numbering Plan Exchange	b/nars-1
	xxx	Office code translation, where xxx = 3 digits. A leading zero is not allowed.	
	1xxx	Office code translation using 1+ dialing, where: xxx = 3 digits. The xxx entry must be preceded with the digit "1".	
	xxx y..y	Extended NXX code, where xxx = 3 digits and y..y = 1-4 digits. Separate the NXX code (xxx) and the extended	
	1xxx y..y	Extended NXX code using 1+ dialing, where xxx = 3 digits and y..y = 1-4 digits. Separate the NXX code (xxx) and the extended code (y..y) with a space. The xxx entry must be preceded with the digit "1".	
	<CR>	Return to REQ.	
	xxxxxxx	Public Network Exchange Code <ul style="list-style-type: none"> up to 7 digits are allowed when TYPE = LOC 	basic-25
OFFC	xxx	Office Code (NXX of the DID number) Prompted if MNXX = YES.	b/nars-5
REQ		Request.	esn-1

Prompt	Response	Comment	Pack/Rel
	CHG	Change existing data block.	
	END	Exit Overlay program.	
	LCHG	Print date and time that each data group was last changed (data groups include: LOC, HLOC, NPA, HNPA, NXX, SPN and NSCL)	
	NEW	Create new data block.	
	OUT	Delete existing data block.	
	PRT	Print data block.	
RLI	0-127	BARS Route List Index	esn-20
	0-255	NARS Route List Index	
	0-999	Flexible Numbering Plan (FNP) Route List Index Must be in the range specified by prompt MXRL in LD 86, (example, 0 ² RLI < MXRL).	
RNGE	0-9999 0-9999	Range (upper and lower limit for DID number range) Inputs must be the same number of digits as the number of trailing digits to be saved.	b/nars-1
SAVE	1-4	Saved digits (number of trailing digits to be saved in dialed extension number - DID only) Must be 4 if MNXX = YES.	b/nars-1
SDRR		Supplemental Digit Restriction or Recognition	b/nars-5
	ALLOW	Allowed codes	
	ARRN	Alternate Routing Remote Number	
	DDD	Recognized remote Direct Distance Dial codes	
	DENY	Restricted codes	
	DID	Recognized remote Direct Inward Dial codes	
	ITED	Incoming Trunk group Exclusion Digits	

Prompt	Response	Comment	Pack/Rel
	LDDD	Recognized Local Direct Distance Dial codes	
	LDID	Recognized Local Direct Inward Dial codes	
	STRK	For ADM/MDM trunk groups	
	<CR>	Return to SPN	
SPN		Special Number.	b/nars-1
		Enter a carriage return or <CR> to return to the REQ prompt.	
	x...x	Special Number translation	
		Enter the SPN digits in groups of 3 or 4 digits, separated by a space (e.g., xxxx xxx xxxx). The SPN can be up to 19 digits long. The maximum length no longer depends on whether or not the first digit of the SPN is a "1". That restriction has been removed.	
		The maximum number of groups allowed is 5.	
SSCL	0-4095	System Speed Call List number	nars-1
STRK	x...x	Allowed codes for ADM/MDM to be recognized within the NXX, NPA or SPN	
		The maximum number of digits to be entered must be the lesser of 10 or:	
		<ul style="list-style-type: none"> • 7-m (8-m for 1 + dialing) for NXX • 10-m (11-m for 1 + dialing) for NPA • 19-m for SPN 	

Prompt	Response	Comment	Pack/Rel
		Where: m = number of digits entered for NPA, NXX, or SPN.	
		These numbers do not have to be leftwise unique. For non leftwise unique numbers, the longer number takes precedence over the shorter number. However, the exact same numbers (not leftwise unique and the same length) are still blocked.	
TRAN		Translator	b/nars-1
	AC1	Access Code 1 (NARS/BARS)	
	AC2	Access Code 2 (NARS)	
	SUM	Summary of Network Translations (allowed when REQ = PRT)	
TYPE		Type of data block	esn-1
	ALL	If REQ = PRT, all of the following types is printed	
	HLOC	ESN Home Location Code translation data block (NARS only)	
	HNPA	Home NPA translation code (Should not be used on DPNSS1)	
	LOC	ESN Location Code translation data block (NARS only)	
	NPA	Numbering Plan Area code translation data block (Should not be used on DPNSS1)	
	NSCL	Network Speed Call List data block	
	NXX	Central Office Code Translation data block (Should not be used on DPNSS1)	
	SPN	Special code translation data block	
		Note: With ESN Location Code Expansion, the system allows printing of partial matches of translation codes. If a partial translation code is entered for HLOC, HNPA, LOC, NPA, NSCC, NXX, or SPN, all entries with initial match of the entered value are printed. For example, if LOC = 3, all Location Codes beginning with 3 are printed.	basic-4.00

LD 93: Multi-Tenant Service

Overlay program 93 is used to enable and administer the Multi-Tenant Service feature. It is used to configure or change assignments and print data for Attendant Console groups, Tenant-to-Tenant groups, Tenant-to-Route groups, Tenant-to-Attendant Console groups, and Route-to-Attendant Console groups.

Prompts and responses

Prompt	Response	Comment
REQ	aaa	Request (aaa = CHG, END, NEW, OUT, or PRT)
TYPE	a...a	Type of data block (a...a = ACG, CPG, CPGP, RACC, RACG, RCPG, TACC, TACG, TCPG, TENS, or TGEN)
CUST	xx	Customer number associated with this function
CPG	1-63	Console Presentation Group number
CPGS	(NO) YES	Customer Presentation Group Services
ROUT	0-511	Route number
TEN	1-511	Tenant number
MBGS	(0)-65535	Multi-location Business Group Subgroup
SGRP	(0)-999	Scheduled Access Restriction Group number
ECDN	x...x	External Call DN
ICDN	x...x	Internal Call DN
ICPS	aaa	Intercept Computer Printer Search [(CIR) or COM]
- ICPR	0-<NIPN>	Intercept Computer Printer number
ACC	aaaa	Access (aaaa = ALLOW or DENY)
DENY	1-511 1-511	Access denied tenant numbers
ALLOW	1-511 1-511	Access allowed tenant numbers
AGNO	0-63	Attendant Console Group Number
NTBL	(0)-63	NAS routing Table
ANUM	1-63 1-63	Add Attendant Console Numbers

Prompt	Response	Comment
NAGN	0-63	Night Attendant Console Group Number
LDN0	x...x	Listed DN 0
LDN1	x...x	Listed DN 1
LDN2	x...x	Listed DN 2
LDN3	x...x	Listed DN 3
LDN4	x...x	Listed DN 4
LDN5	x...x	Listed DN 5
NIT1	x...x	First Night Service by Time of Day (NTOD) DN
TIM1	hh mm	Time for first NTOD DN
NIT2	x...x	Second NTOD DN
TIM2	hh mm	Time for second NTOD DN
NIT3	x...x	Third NTOD DN
TIM3	hh mm	Time for third NTOD DN
NIT4	x...x	Fourth NTOD DN
TIM4	hh mm	Time for fourth NTOD DN
ICI	xx aaa	Incoming Call Indicators (ICI)
AQTT	0-(30)-255	Attendant Queuing Threshold
AODN	xxxx	Attendant Overflow DN
CWCL	(0)-255 (0)-255	Call Waiting Call Limit
CWTM	(0)-511 (0)-511	Call Waiting Time
CWBZ	(NO) YES	Call Waiting Buzz
EFLI	(0)-8064	Efficiency Factor Loading Level
FRRT	0-511	First RAN Route number
- FRT	0-(20)-2044	First RAN Time threshold
SRRT	0-511	Second RAN Route number
- SRT	0-(20)-2044	Second RAN Time threshold
WAIT	aaa	Wait time treatment (aaa = (RGB), MUS, or SIL)
- MURT	0-511	Music Route number if WAIT = MUS
RICI	(NO) xx	Recorded overflow announcement on ICI keys

Alphabetical list of prompts

Prompt	Response	Comment	Pack/Rel
ACC		Access	tens-7

Prompt	Response	Comment	Pack/Rel
	DENY	Denied tenants are to be entered. Sets with TEND Class of Service can access all routes. Sets with TENA can only access routes if tenant to route access is allowed for that set's tenant. When REQ = PRT, print access denied tenants.	
	ALLOW	Allowed tenants are to be entered. Sets with TEND Class of Service can access all routes. Sets with TENA can only access routes if tenant to route access is allowed for that set's tenant. When REQ = PRT, print access allowed tenants.	
AGNO	0-63	Attendant Console Group Number AGNO 0 always exists and contains all Attendant Consoles that are configured for the customer. AGNO is initially specified for all tenants. When TYPE = CPG, AGNO cannot be zero.	tens-7
ALLOW	1-511 1-511	Access allowed tenant numbers Prompted when ACC = ALLOW.	tens-7
	ALL	Access allowed all tenants	
	<CR>	Stop ALLOW prompt.	
ANUM	1-63 1-63	Add Attendant Console Numbers. Stop prompt. Precede with X to remove.	tens-7
AODN	xxxx	Attendant Overflow DN Precede with X to remove.	aop/ cpg-15
AQTT	0-(30)-255	Attendant Queuing Threshold	aop/ cpg-15

Prompt	Response	Comment	Pack/Rel
CPG	1-63	Console Presentation Group number Use <CR> to print all configured CPG data blocks for the customer.	cpg-15
CPGS	(NO) YES	Disable Customer Presentation Group level Services Enable Customer Presentation Group level Services Prompted with Console Presentation Group (CPG) package 172.	cpg-15
CUST	xx <CR>	Customer number associated with this function as defined in LD 15 Print specified data for all customers when REQ = PRT	tens-7
CWBZ	(NO) YES (NO) YES	Call Waiting Buzz First field: Provide 2 second buzz on exceeding upper CWCL or CWTM threshold. Second field: Buzz on first call entering queu	cpg-15
CWCL	(0)-255 (0)-255 (0)-1000 (0)-1000	Lower and upper thresholds for Call Waiting Call Limit The call waiting lamp starts flashing when number of calls in the queue meets or exceeds the upper threshold. The lamp continues to flash until the number of calls in queue is less than the lower threshold. Enter 0 0 to disable this feature.	cpg-15

Prompt	Response	Comment	Pack/Rel
		Lower and upper thresholds defined as a percentage of the active consoles when OPT = FACA in LD 15	
		When the FACA/FACD option is changed in LD 15, a new value for CWCL must be set or the default values are used. The CWCL values for the tenant-level are set equal to the customer-level values. (CWCL is also given in LD 15).	
CWTM	(0)-511 (0)-511	Lower and upper thresholds (in seconds) for Call Waiting Time The Call Waiting lamp starts flashing when the call in the queue meets or exceeds the upper threshold. The lamp continues to flash until the wait time is less than the lower threshold. Enter 0 0 to disable this feature.	cpg-15
DENY	1-511 1-511 ALL <CR>	Access denied tenant numbers Prompted when ACC = DENY. Access denied all other tenants Stop DENY prompt.	tens-7
ECDN	x...x	External Call DN, where: • x...x = up to 13 digits DN used for intercept transfer when the FDN and multi-tenant is not on intercept position. The DN is used for intercept treatment for external calls. Prompted with Intercept Computer Interface (ICP) package 143.	icp-16
EFLL	(0)-8064	Efficiency Factor Loading Level Prompted with Network Attendant Service (NAS) package 159.	nas-18

Prompt	Response	Comment	Pack/Rel
FRRT	0-511	First RAN Route number Precede with X to remove.	roa/cpg-15
FRT	0-(20)-2044	First RAN Time threshold	roa/cpg-15
ICDN	xxxx	Internal Call DN, where: <ul style="list-style-type: none"> x...x = up to 13 digits DN used for intercept transfer when the FDN and multi-tenant is not on intercept position. The DN is used for intercept treatment for internal calls.	
ICI	xx aaa	Incoming Call Indicators (ICI). Where: <ul style="list-style-type: none"> xx = key number (0-19) aaa = Call type**** aaa is any of the following: <ul style="list-style-type: none"> CAx = Station Category (x = 1-7) CFB = Call Forward Busy CFN = Call Forward No Answer DF0 = Dial 0 Fully Restricted DL0 = Dial 0 IAT = Inter-Attendant call IEN = Idle Extension Notification INT = Intercept LCT = Lockout intercept LD0 = Listed DN 0 LD1 = Listed DN 1 LD2 = Listed DN 2 LD3 = Listed DN 3 LD4 = Listed DN 4 LD5 = Listed DN 5 MWC = Message Waiting Calls NUL = remove ICI appearances 	cpg-20

Prompt	Response	Comment	Pack/Rel
		<ul style="list-style-type: none"> • RLL = Recall • Rxxx Rxxx = Routes (0-511). Enter one or more routes. 	
ICPR	0-<NIPN>	Intercept Computer Printer number NIPN is defined in LD 15. Prompted when ICPS = COM.	icp-10
ICPS	(CIR)	Intercept Computer Printer Search (when more than one console is used) Circular search	icp-10
	COM	One common printer for all consoles	
LDN0	xxxx	Listed DN 0 Up to 4 digits, up to 7 digits with Directory Number Expansion (DNXP) package 150. Precede with X to remove.	cpg-15
LDN1	xxxx	Listed DN 1 Up to 4 digits, up to 7 digits with Directory Number Expansion (DNXP) package 150. Precede with X to remove.	cpg-15
LDN2	xxxx	Listed DN 2 Up to 4 digits, up to 7 digits with Directory Number Expansion (DNXP) package 150. Precede with X to remove.	cpg-15

Prompt	Response	Comment	Pack/Rel
LDN3	xxxx	Listed DN 3 Up to 4 digits, up to 7 digits with Directory Number Expansion (DNXP) package 150. Precede with X to remove.	cpg-15
LDN4	xxxx	Listed DN 4 Up to 4 digits, up to 7 digits with Directory Number Expansion (DNXP) package 150. Precede with X to remove.	nldn-20
LDN5	xxxx	Listed DN 5 Up to 4 digits, up to 7 digits with Directory Number Expansion (DNXP) package 150. Precede with X to remove.	nldn-20
MBGS	(0)-65535	Multi-location Business Group Subgroup for tenant. Where: <ul style="list-style-type: none"> • 0 = no indication • 1-65535 = Subgroup (tenant) identifier As with the ISDN Private Network Identifier (PNI), the entries to this prompt must be coordinated with the far- end to ensure all features function correctly within a network.	tens-16
MURT	0-511	Music Route number if WAIT = MUS Precede with X to remove.	roa/ cpg-15
NAGN	0-63	Night Attendant Console Group Number	

Prompt	Response	Comment	Pack/Rel
NIT1	xxxx	First Night Service by Time of Day (NTOD) DN DN can be defined as a PLDN Up to 4 digits, up to 7 digits with Directory Number Expansion (DNXP) package 150. Precede with X to remove.	cpg-15
NIT2	xxxx	Second NTOD DN DN can be defined as a PLDN Up to 4 digits, up to 7 digits with Directory Number Expansion (DNXP) package 150. Precede with X to remove.	cpg-15
NIT3	xxxx	Third NTOD DN DN can be defined as a PLDN Up to 4 digits, up to 7 digits with Directory Number Expansion (DNXP) package 150. Precede with X to remove.	cpg-15
NIT4	xxxx	Fourth NTOD DN DN can be defined as a PLDN Up to 4 digits, up to 7 digits with Directory Number Expansion (DNXP) package 150. Precede with X to remove.	cpg-15
NTBL	(0)-63	NAS routing Table to be used for calls directed to this Attendant Console Group (ACG)/Console Presentation Group (CPG).	nas-16
REQ		Request	tens-7

Prompt	Response	Comment	Pack/Rel
	CHG	Change existing data block	
	END	Exit Overlay program	
	NEW	Create the Multi-Tenant Service data block. If REQ = NEW and <CR> is entered for all prompts, then all parameters default to the customer data block (LD 15) values except LDN0-3, ICI, RICI and AQTT.	
	OUT	Remove the Multi-Tenant Service data block.	
	PRT	Print the data block specified by TYPE.	
RICI	(NO) xx ... xx	Recorded overflow announcement on ICI keys 0-19 Precede with X to remove.	roa/ cpg-15
ROUT	0-511 <CR>	Route number Print all routes for the specified type when REQ = PRT.	tens-7
SGRP	(0)-999	Scheduled Access Restriction Group number. Prompted when TYPE = TGEN	sar-20
SRRT	0-511	Second RAN Route number Precede with X to remove.	roa/ cpg-15
SRT	0-(20)-2044	Second RAN Time threshold	roa/ cpg-15
TEN	1-511 <CR>	Tenant number Print specified data for all tenants of CUST when REQ = PRT.	tens-7
TIM1	hh mm	Time for first NTOD DN. Where: <ul style="list-style-type: none"> • hh = 0-23 • mm = 0-59 	cpg-15

Prompt	Response	Comment	Pack/Rel
TIM2	hh mm	Time for second NTOD DN	cpg-15
TIM3	hh mm	Time for third NTOD DN	cpg-15
TIM4	hh mm	Time for fourth NTOD DN	cpg-15
TYPE		Type of data block	tens-7
	CPG	Console Presentation Group data block.	
		If REQ = NEW and <CR> is entered for all prompts, then all parameters default to the customer data block (LD 15) values except LDN0-LDN3, ICI, and RICI which are cleared.	
		Use <CR> to print all configured CPG data blocks for the customer.	
	CPGP	Console Presentation Group level parameters	
	RACC	Tenant-to-Route Access data block	
	RCPG	Route-to-Attendant Presentation Group data block	
	TACC	Tenant-to-Tenant Access data block	
	TCPG	Tenant-to-Attendant Console Group data block	
	TENS	Multi-Tenant Service data block	
TGEN	Tenant SAR data block		
WAIT		Wait time treatment	roa/ cpg -15
	(RGB)	Ring Back	
	MUS	Music	
	SIL	Silence	

LD 94: Multifrequency Signaling

Overlay program 94 allows the implementation and administration of R2 and L1 Multifrequency Compelled Signaling (MFC) and Multifrequency Signaling for Socotel (MFE) tables.

Contents

Section
"Overlay program 94 allows the implementation and administration of R2 and L1 Multifrequency Compelled Signaling (MFC) and Multifrequency Signaling for Socotel (MFE) tables." (page 1045)
<i>MFC Information:</i>
Table 16 "MFC DID/TIE signal functions: Incoming and outgoing route tables" (page 1046)
Table 17 "MFC DID/TIE default (standard) incoming table" (page 1048)
Table 18 "MFC DID/TIE default (standard) outgoing table" (page 1049)
<i>MFE Information:</i>
Table 19 "MFE signal functions: Incoming and outgoing route tables" (page 1050)
Table 20 "MFE DID default incoming table" (page 1051)
Table 21 "MFE DOD default outgoing table" (page 1051)
<i>2 of 5 and 2 Of 6 Information:</i>
Table 22 "2 of 5 MFK signal functions ; Incoming and outgoing route tables" (page 1052)
Table 23 "2 of 6 MFK signal functions ; Incoming and outgoing route tables" (page 1053)
<i>L1 Signaling information:</i>
Table 24 "Programmable signals for all 6 L1 signaling levels" (page 1054)
Table 25 "MFC default (standard) incoming tables for L1 signaling" (page 1056)
Table 26 "MFC default (standard) outgoing tables for L1 signaling" (page 1059)

Prompts and responses

Prompt	Response	Comment
REQ	aaa	Request (aaa = CHG, END, NEW, OUT, or PRT)
TYPE	aaaa	Type of data block (aaaa = L1MF, MFET, MFK5, MFK6, R2MF or R2MFC)
ICOG	aaa	Incoming/Outgoing (aaa = ICT or OGT)
MAXT	(1)-127	Maximum Number of Tables
TBNO	1-127 <CR>	Table Number
CACD	(NO) YES	Category Code Default
- SET	(1)-10	Set category code
- ATT	(1)-10	Attendant category code
- TIE	1-(6)-10	TIE category code
- NTT	1-(6)-10	Non-TIE category code
EECD	1-127 <CR>	End-to-End Signaling Code
SMFC	(NO) YES	Send MFC
SCNT	(NO) YES	Switch CNI on Next
CNDR	(NO) YES	Calling Number Display Restriction
LVNO	1-6	Level Number
DFLT	0-127	Default Table number
RECV	1-15 mmmm	Receive signal number and mnemonic (MFC or, MFE, MFK5 or MFK6)
	1-15 NUL	Remove signal number and mnemonic (MFC or, MFE, MFK5 or MFK6)
XMIT	mmmm 1-15	Transmit signal mnemonic and number (MFC, MFE or MFK)
	mmmm 0	Remove signal mnemonic and number (MFC, MFE or MFK)
	IDCT n	Idle Call Trace Signal number

Table 16
MFC DID/TIE signal functions: Incoming and outgoing route tables

Group	Function mnemonic	Description of mnemonic
Forward Level 1 Group I	DGT1 -	Digit 1 -
	DGT9	Digit 9
	DGT0	Digit 0
* Function is transmitted (Receive only)		
** Function is received (Transmit only)		

Table 16
MFC DID/TIE signal functions: Incoming and outgoing route tables (cont'd.)

Group	Function mnemonic	Description of mnemonic
Backward Level 1 Group A	HTDM	H tandem signal. Sent before the called party DN if DN is in the Special Service List (SSL). The International Supplementary Features (SUPP) package 131 must be equipped.
	ECNI	CNI (Calling Number Identification) not available
	EODL	End of Dialing End of CPN (Calling Party Number) Request not accepted.
	CCNI	Send category. Send first CNI digit. Send next CNI digit.
	COMP	Address Complete, next group
	CONG	Congestion
	FAIL	Call Failure
	NEXT	Send Next digit (fixed value)
	SCAT	Send Category
	SCNI	Send first CNI digit; send next CNI digit
	TERM	Terminated
	TFST *	Tandem, send first digit
	TNM1 *	Send last but one digit
	TNM2 *	Send last but two digits
	TNM3 *	Send last but three digits
	TNXT *	Tandem, send next digit
	VACO *	Vacant Office
Forward Level 2 Group II	OPER	Operator/attendant
	NOPR	Subscriber No Priority
	PRIO *	Subscriber with Priority
	REST	Restricted Station
	RICA *	Route Incoming Call to Attendant
	TOBI *	Toll Operator Break-In
* Function is transmitted (Receive only)		
** Function is received (Transmit only)		

Table 16
MFC DID/TIE signal functions: Incoming and outgoing route tables (cont'd.)

Group	Function mnemonic	Description of mnemonic
Backward Level 2 Group B	TOLL	Toll call
	BUBA **	Busy (break in allowed after TOBI)
	BUBN **	Busy (break in not allowed after TOBI)
	BUSY	Station Busy
	CONG	Congestion
	FAIL	Failure
	IDCT	Idle Call Trace
	IDLE	Station Idle
	OUTT	Station Out-of-Order
	VACC	Vacant number
* Function is transmitted (Receive only)		
** Function is received (Transmit only)		

Note: Signal numbers not listed in [Table 16 "MFC DID/TIE signal functions: Incoming and outgoing route tables"](#) (page 1046) default to NUL (no assigned function).

Table 17
MFC DID/TIE default (standard) incoming table

Group	Signal number	Function mnemonic
Receive Level 1 Group I	1 -	DGT1 -
	9	DGT9
	10	DGT0
	11	11 ASTX (CNRD)
	12	ECNI
	12	12 DPAL (CNRD)
	13	13 POND (CNRD)
	15	EODL
	15	15 DPDN (CNRD)

Table 17
MFC DID/TIE default (standard) incoming table (cont'd.)

Group	Signal number	Function mnemonic
Transmit Level 1 Group A	1	NEXT
	3	COMP
	4	CONG
	5	SCAT
	6	TERM
	9	SCNI
	11	ASTX 11 (CNRD)
	12	DPAL 12 (CNRD)
	13	POND 13 (CNRD)
	15	FAIL
	15	DPDN 15 (CNRD)
Receive Level 2 Group II	1	NOPR
	2	PRIO
	3	NOPR
	5	OPER
	6	NOPR
	7	REST
	8	NOPR
	9	PRIO
	10	OPER
	11	NOPR
	12	NOPR
	13	NOPR
	Transmit Level 2 Group B	2
3		BUSY
4		CONG
5		VACC
8		OUTT
9		FAIL

Note: Signal numbers not listed in [Table 17 "MFC DID/TIE default \(standard\) incoming table" \(page 1048\)](#) default to NUL (no assigned function.)

Table 18
MFC DID/TIE default (standard) outgoing table

Group	Signal number	Function mnemonic
Transmit Level 1 Group I	1 -	DGT1 -
	9	DGT9
	10	DGT0
	12	ECNI
	15	EODL

Table 18
MFC DID/TIE default (standard) outgoing table (cont'd.)

Group	Signal number	Function mnemonic
Receive Level 1 Group A	1	NEXT
	2	TNM1
	3	COMP
	4	CONG
	5	SCAT
	6	TERM
	7	TMN2
	8	TNM3
	9	SCNI
	10	TFST
	11	TNXT
	15	FAIL
Transmit Level 2 Group II; Receive Level 2 Group B		
	1	NOPR
	5	OPER
	7	REST
	2	IDLE
	3	BUSY
	4	CONG
	5	VACC
	8	OUTT
	9	FAIL

Note 1: In Table 19 "MFE signal functions: Incoming and outgoing route tables" (page 1050), for incoming tables the signals which are received are forwarded signals, MFE tables have no Level 2 forward signals. Level 1 values for function xxxx range from DGT0 to DGT9 (Digits 0 - 9).

Note 2: Multiple function assignment allowed (same function to different signals).

Note 3: Signals transmitted in the case of incoming tables, are backward signals.

Table 19
MFE signal functions: Incoming and outgoing route tables

Group I	Function mnemonic	Description of mnemonic
Forward Level 1	DGT1-9	Digits 1-9
	DGT0	Digit 0
	ACOC	Access code for a call to other installation
	ACSS	Access code for a call to special services
Backward Level 1	SACD	Send Access Code and Digits

Table 19
MFE signal functions: Incoming and outgoing route tables (cont'd.)

Group I	Function mnemonic	Description of mnemonic
Backward: Level 2	SEND	Send remaining digits (plus last digits if preceded by TRAN)
	COMP	Address Complete, change to Level 2 congestion
	TRAN	Transit connection
	FAIL	Failure, new attempt
	CONG	Congestion
	IDLE	Station Idle, charge call
	BUSY	Station Busy
	CONG	Congestion
	OUTT	Out-of-Order
	VACC	Vacant number

Table 20
MFE DID default incoming table

Group I	Signal number	Function mnemonic
Receive Level 1	1-9	DGT1-DGT9
	10	DGT0
Transmit Level 1	2	SEND
	3	COMP
	-	CONG
Transmit Level 2	1	IDLE
	3	BUSY
	3	CONG
	3	OUTT
	3	VACC

Table 21
MFE DOD default outgoing table

Group I	Signal number	Function mnemonic
Transmit Level 1	1-9	DGT1-DGT9
	10	DGT0
	1	ACOC
	5	ACSS
	1	SACD
Receive Level 1	2	SEND
	3	COMP

Table 21
MFE DOD default outgoing table (cont'd.)

Group I	Signal number	Function mnemonic
Receive Level 2	6	TRAN
	8	FAIL
	9	CONG
	1	IDLE
	2	IDLE
	3	BUSY
	4	IDLE
	5	IDLE
	6	IDLE
	7	BUSY
	8	BUSY
9	BUSY	
	10	BUSY

Table 22
2 of 5 MFK signal functions ; Incoming and outgoing route tables

Group	Function mnemonic	Description of mnemonic
Forward Group I	DGT0-9	Digits 0-9
Forward Group II	LOCB	Regular subscriber
	SERB	Special Services inside the province
	NATB	National
	INTB	International
Backward Code A	GRPA	Send Group a digits
	CCAL	Send Class of Call
	GRBC	Send Group bc digits
	SALL	Send All the digits
	GRPC	Send Group c digits
	COMP	Change to code "b"
	CONG	Congestion
Backward Code B	FMTR	Subscriber free with Metering
	CONG	Congestion
	BUSY	Subscriber Busy

Table 22

2 of 5 MFK signal functions ; Incoming and outgoing route tables (cont'd.)

Group	Function mnemonic	Description of mnemonic
	OUTT	Line dead
	EOSL	End of Selection without line state reached

Table 23

2 of 6 MFK signal functions ; Incoming and outgoing route tables

Group	Function mnemonic	Description of mnemonic
Forward Group I	DGT0-15	Digits 0-15
Forward Group II	LOCB	Provincial-regular subscriber (charging by block)
	LOCL	Provincial-regular subscriber (charging by line)
	NATB	National-regular subscriber (charging by block)
	NATL	National-regular subscriber (charging by line)
	INTB	International-regular subscriber (charging by block)
	INTL	International-regular subscriber (charging by line)
	SERB	Special services (charging by block)
	SERL	Special services (charging by line)
Backward Code A	GRBC	Send Group BC digits
	SALL	Send All the digits
	SORG	Send Origination subscribers number - All Digits
	CCAL	Send Class of Call
	CONG	Congestion
	COMP	Change to code "B"
Backward Code B	FMTR	Subscriber free with Metering
	CONG	Congestion
	BUSY	Subscriber Busy
	OUTT	Line dead
	EOSL	End of Selection without line state reached

Table 24
Programmable signals for all 6 L1 signaling levels

Group	Function mnemonic	Description of mnemonic
Forward Level 1	DGT1 -	Digit 1 -
	DGT9	Digit 9
	DGT0	Digit 0
	UREJ	Level 1 signal rejected (Abort call)
	GOEN	Change to a Supplementary Service (SS) level. New level is Level 6 when terminator has a Backward Supplementary Service (BSS). Otherwise, the new level is Level 5.
	EODL	End of Dialing. No more digits to send. Aborts call when no digits have been received.
	Backward Level 1	NEXT
TNFS		Tandem encountered. Send digits again starting from the first digit.
COMP		Address Complete (Terminate signaling)
FAIL		Call Failure (Abort call)
SCAT		Send calling party category (always rejected)
TERM		Address complete (Terminate signaling)
CONG		Congestion (Abort call)
EINF		Request change from Level 1 to Level 6 for BSS activity. Enhanced signal set is implied.
ELV2		Address complete. Change to Level 2. Signaling also uses Level 3 or higher.
ENO1		Request next digit in destination address. Implies using at least Level 3 signaling.
TNTX		Tandem encountered (Send next digit)
Forward Level 2	OLNE	Originator is a subscriber without priority
	OPER	Originator is an attendant
	NETW	Network call for Ring Again (RGA). Call is not intended for termination at a station.
	LSIG*	Restricted circuit
Backward Level 2	BUSY	Destination is busy
* Function is transmitted (Receive only)		
** Used for Ring Again (RGA)		

Table 24
Programmable signals for all 6 L1 signaling levels (cont'd.)

Group	Function mnemonic	Description of mnemonic
Forward Level 3	FAIL	Call has failed. Abort.
	VCOT	Call has terminated on a vacant DN
	IDLE	Destination is idle
	CONG	Congestion (Abort call)
	SOTI	State of Termination undetermined
	SIIN	Simple call (No restrictions)
	SUPL	Request a Forward Supplementary Service (FSS)
Backward Level 3	NOSS	No further SS activity
	TERM	Call complete (Terminate signaling)
	FAIL	Call has failed (Abort)
	SUPL	Request BSS activity
	SCNI**	Request Call Number Indicator (CNI)
Forward Level 4	NEXT	Send FSS digit
	DGT1 -	CNI digit 1 -
	DGT9	CNI digit 9
	DGT0	CNI digit 0
	LFSS	Change to Level 1 when CNI is complete.
	EODG	No more CNI digits.
Backward Level 4	DGT1 -	CNI digit 1 -
	DGT9	CNI digit 9
	DGT0	CNI digit 0
	KEND	Changing to Level 6. Preceded by a LFSS signal.
	NEXT	Send next CNI digit
Forward Level 5 and Backward Level 6		
	DGT1	FSS digit 1
	DGT2	FSS digit 2
	DGT3*	FSS digit 3
	DGT4**	FSS Digit 4
* Function is transmitted (Receive only)		
** Used for Ring Again (RGA)		

Table 24
Programmable signals for all 6 L1 signaling levels (cont'd.)

Group	Function mnemonic	Description of mnemonic
	DGT5**	FSS Digit 5
	DGT6*	FSS Digit 6
	DGT7*	FSS Digit 7
	DGT8*	FSS Digit 8
	DGT9*	FSS Digit 9
	DGT10*	FSS Digit 10
	DGT11**	FSS Digit 11
	DGT12**	FSS Digit 12
	DGT13*	FSS Digit 13
	DGT14*	FSS Digit 14
	DGT15*	FSS Digit 15
Backward Level 5 and Forward Level 6		
	KEND	SS successful (Terminate signaling)
	FEND	SS failed (Terminate signaling)
	KMFC	SS successful (Signaling continues at a slower rate)
	FMFC	SS failed (Signaling continues at a slower rate)
	NEXT	Request next SS digit
* Function is transmitted (Receive only)		
** Used for Ring Again (RGA)		

Table 25
MFC default (standard) incoming tables for L1 signaling

Group	Signal number	Function mnemonic
This table indicates the default signal tables for L1 signaling. The transmit sets indicate only those signals that can be sent. The receive sets must have duplicate signals to accept signals that must be mapped to another signal for processing.		
Receive Level 1 Group I	1 -	DGT1 -
	9	DGT9
	10	DGT0
	12	UREJ
	13	GOEN
* Not included unless Ring Again (RGA) is included for L1 signaling.		

Table 25
MFC default (standard) incoming tables for L1 signaling (cont'd.)

Group	Signal number	Function mnemonic	
Transmit Level 1 Group A	15	EODL	
	1	NEXT	
	2	TNFS	
	3	COMP	
	4	FAIL	
	5	SCAT	
	6	TERM	
	9	CONG	
	10	EINF	
	11	ELV2	
	12	ENOI	
	14	TNXT	
	Receive Level 2 Group II	1	OLNE
		2	LSIG
4		OLNE	
5		OPER	
7		OPER	
8		OPER	
9		OPER	
10		NETW*	
11		OLNE	
12		UREJ	
13		OLNE	
Transmit Level 2 Group B		3	BUSY
		4	FAIL
	5	VCOT	
	6	IDLE	
	9	CONG	
	14	SOTI	
	Receive Level 3 Group III	1	SIIN
2		SIIN	

*** Not included unless Ring Again (RGA) is included for L1 signaling.**

Table 25
MFC default (standard) incoming tables for L1 signaling (cont'd.)

Group	Signal number	Function mnemonic
	3	SIIN
	4	SIIN
	5	SUPL
	6	SUPL
	7	SUPL
	8	SUPL
	9	SIIN
	10	SIIN
	11	SUPL
	12	SUPL
	15	NOSS
Transmit Level 3 Group C	1	TERM
	4	FAIL
	8	SUPL
	9	SCNI*
	15	NEXT
Receive Level 4 Group IV	1 -	DGT1 -
	9	DGT9
	10	DGT0
	11	LFSS
	15	EODG
Transmit Level 4 Group D	1 -	DGT1 -
	9	DGT9
	10	DGT0
	11	KEND
	15	NEXT
Receive Level 5 Group V	1 -	DGT1 -
	9	DGT9
	10 -	DG10 -
	15	DG15
Transmit Level 5 Group E	11	KEND

*** Not included unless Ring Again (RGA) is included for L1 signaling.**

Table 25
MFC default (standard) incoming tables for L1 signaling (cont'd.)

Group	Signal number	Function mnemonic
Receive Level 6 Group VI	12	FEND
	13	KMFC
	14	FMFC
	15	NEXT
	11	KEND
Transmit Level 6 Group F	12	FEND
	13	KMFC
	14	FMFC
	15	NEXT
	1	DGT1
	2	DGT2
	4	DGT4
	13	DG13
* Not included unless Ring Again (RGA) is included for L1 signaling.		

Table 26
MFC default (standard) outgoing tables for L1 signaling

Group	Signal number	Function mnemonic
This table indicates the default signal tables for L1 signaling. The transmit sets indicate only those signals that can be sent. The receive sets must have duplicate signals to accept signals that must be mapped to another signal for processing.		
Transmit Level 1 Group I	1 -	DGT1 -
	9	DGT9
	10	DGT0
	12	UREJ
	13	GOEN
	15	EODL
Receive Level 1 Group A	1	NEXT
	2	TNFS
	3	COMP
	4	FAIL
	5	SCAT
	6	TERM
* Not included unless Ring Again (RGA) is included for L1 signaling.		

Table 26
MFC default (standard) outgoing tables for L1 signaling (cont'd.)

Group	Signal number	Function mnemonic
	7	RUID
	8	ALFS
	9	CONG
	10	EINF
	11	ELV2
	12	ENOI
	13	PSNX
	14	TNXT
Transmit Level 2 Group II	1	OLNE
	2	LSIG
	5	OPER
	10	NETW*
Receive Level 2 Group B	3	BUSY
	4	FAIL
	5	VCOT
	6	IDLE
	9	CONG
	10	BUSY
	11	IDLE
	12	BUSY
	13	IDLE
	14	SOTI
Transmit Level 3 Group III; Receive Level 3 Group C		
	1	SIIN
	5	SUPL
	15	NOSS
	1	TERM
	2	TERM
	3	TERM
	4	FAIL
	5	TERM
* Not included unless Ring Again (RGA) is included for L1 signaling.		

Table 26
MFC default (standard) outgoing tables for L1 signaling (cont'd.)

Group	Signal number	Function mnemonic
	7	SUPL
	8	SUPL
	9	SCNI*
	10	SUPL
	11	SCNI*
	12	SCNI*
	13	SUPL
	14	SCNI*
	15	NEXT
Transmit Level 4 Group IV	1 -	DGT 1 -
	9	DGT9
	10	DGT0
	11	LFSS
	15	EODG
Receive Level 4 Group D	1 -	DGT 1 -
	9	DGT9
	10	DGT0
	11	KEND
	15	NEXT
Transmit Level 5 Group V	1 -	DGT1 -
	3	DGT3
	4	DGT4*
	5	DGT5*
	6 -	DGT6 -
	9	DGT9
	10	DGT0
	11	DG11*
	12	DG12*
Receive Level 5 Group E	11	KEND
	12	FEND
	13	KMFC
* Not included unless Ring Again (RGA) is included for L1 signaling.		

Table 26
MFC default (standard) outgoing tables for L1 signaling (cont'd.)

Group	Signal number	Function mnemonic
Transmit Level 6 Group VI	14	FMFC
	15	NEXT
	11	KEND
	12	FEND
	13	KMFC
	14	FMFC
Receive Level 6 Group F	15	NEXT
	1 -	DGT 1 -
	9	DGT9
	10	DGT0
	11 -	DG11 -
	15	DG15

*** Not included unless Ring Again (RGA) is included for L1 signaling.**

Alphabetical list of prompts

Prompt	Response	Comment	Pack/Rel
ATT	(1)-10	Attendant category code Category code for attendants	mfc-10
CACD	(NO) YES	Category Code Default Change category code default. Prompted when TYPE = R2MF	opcb-14
CNDR	(NO) YES	Calling Number Display Restriction Set the table for CNDR CLID feature	basic-24
DFLT	0-127	Default table number	mfc-10
EECD	1-127 <CR>	End-to-End Signaling code Default to TBNO response when REQ = NEW otherwise leave TBNO as assigned.	mfc-18
ICOG		Incoming/Outgoing	mfc-10

Prompt	Response	Comment	Pack/Rel
	ICT	Incoming table	
	OGT	Outgoing table	
LVNO	1-6	Level Number <ul style="list-style-type: none"> • 1-2 for TYPE = R2MF, MFK5, MFK6 • 1-6 for TYPE = L1MF Precede with X to remove.	mfc-10
MAXT	(1)-127	Maximum number of Tables Prompted when REQ = NEW	mfc-10
NTT	1-(6)-10	Non-TIE category code Category code for non-TIE trunks	mfc-14
RECV	1-15 mmmm	Receive signal number and mnemonic (MFC or, MFE, MFK5 or MFK6) Signal number range is: <ul style="list-style-type: none"> • 1 - 10 if TYPE = MFK5 • 1 - 15 if TYPE = MFK6 	mfc-10
	1-15 NUL	Remove signal number and associated function mnemonic.	
	<CR>	Stop RECV prompts Refer to Tables Table 16 "MFC DID/TIE signal functions: Incoming and outgoing route tables" (page 1046) through Table 26 "MFC default (standard) outgoing tables for L1 signaling" (page 1059) for function mnemonics.	
REQ		Request	mfc-10

Prompt	Response	Comment	Pack/Rel
	CHG	Change existing data.	
	END	Exit Overlay program.	
	NEW	Add new data to the system.	
	OUT	Remove data block.	
	PRT	Print data.	
SCNT		Switch CNI on Next.	mfc-18
	(NO)	When the NEXT signal is received during CNI transmission on Level 1, the system continues sending the calling number.	
	YES	When the NEXT signal is received during CNI transmission on Level 1, the system switches to called number and sends the next called number digit.	
SET	(1)-10	Set category code. Category code for SL-1 and 500/2500 sets.	mfc-10
SMFC		Send MFC	mfc-18
	(NO)	Backward signals are stopped when the forward signal is recognized as having stopped.	
	YES	Backward signals are sent (incoming calls) pulsed for 150 ms or received (outgoing calls) pulsed 150 ms +/- 20%.	
TBNO		Table Number	mfc-10
	1-127	MFC or, MFE, MFK5 or MFK6 table number	
	<CR>	Print all MFC, MFE, MFK5 or MFK6 tables.	
TIE	1-(6)-10	TIE category code Category code for TIE trunks	mfc-10
TYPE		Type of data block.	mfc-10

Prompt	Response	Comment	Pack/Rel
	L1MF	L1 MFC data block	
		Must have X08 to X11 Gateway (L1MF) package 188.	
	MFET	MFE data block	
	MFK5	2/5 Spanish KD3 MF Signaling	
	MFK6	2/6 Spanish KD3 MF Signaling	
	R2MF	R2 MFC data block	
XMIT	m m m m 1-15	Transmit signal mnemonic and number (MFC, MFE or MFK) <ul style="list-style-type: none"> • 1 - 10 if TYPE = MFK5 • 1 - 15 if TYPE = MFK6 	mfe-10
	m m m m 0	Remove function mnemonic m m m m and associated signal number	
		Any undesired function in the default transmit tables should not be removed, but instead assigned a different signal number.	
		LNVO is prompted following a null entry for XMIT. If nothing is entered in response to LVNO then, provided that there is a level one, the table is stored.	
	IDCT n	Idle Call Trace signal number (Default is the same as the IDLE signal) Where: n = signal number and 0 = close	
	<CR>	Stop XMIT prompts. Refer to Tables 18 through 28 for the function mnemonics.	

LD 95: Call Party Name Display

Overlay program 95 is used to define, change, remove or print information for the Call Party Name Display (CPND) data block and name assignment, on a per customer basis.

Prompts and responses Contents

Section
<i>Prompts and responses by task:</i>
"Create or Change Calling Party Name Display (CPND)" (page 1067)
"Add Calling Party Name Display name" (page 1068)
"Change Calling Party Name Display name" (page 1068)
"Remove Calling Party Name Display name" (page 1069)
"Print Calling Party Name Display data and names" (page 1069)

Create or Change Calling Party Name Display (CPND)

Prompt	Response	Comment
REQ	aaa	Req = NEW or CHG
TYPE	CPND	Type = CPND (Calling Party Name Display)
CUST	xx	Customer number associated with this function
CNFG	aaaa	Configuration (aaaa = (ALON), REMO, or LOCL)
MXLN	5-(17)-27	Maximum Length
STAL	(NO) YES	Static Allocation of name storage
- DFLN	5-(13)-27	Default Length
DES	(NO) YES	Designator for Multiple Appearance DNs allowed

RESN	(NO) YES	Display of Reason for redirecting calls allowed
- CFWD	(F) aaaa	Mnemonic for Call Forward All Calls display
- CFNA	(N) aaaa	Mnemonic for Call Forward No Answer display
- HUNT	(B) aaaa	Mnemonic for Call Forward No Answer display
- NITC	(NI) aaaa	Mnemonic for Call Forward Non Intercom Call
- PKUP	(P) aaaa	Mnemonic for Call Pickup display
- XFER	(T) aaaa	Mnemonic for Call Transfer display
- AAA	(A) aaaa	Mnemonic for Attendant Alternative Answering display

Add Calling Party Name Display name

Prompt	Response	Comment
REQ	NEW	Req = NEW
TYPE	NAME	Type = NAME (CPND Name)
CUST	xx	Customer number associated with this function
CPND_LANG	aaa	CPND Language (aaa = (ROM) or KAT)
DIG	0-253 0-99	Dial Intercom Group
- LANG	aaa	Language (aaa = (ROM), KAT, or ALL)
- NAME	a...a	CPND Name in ASCII characters
- XPLN	xx	Expected Length
DISPLAY_FMT	aaaa	Display Format (aaaa = (LAST) or FIRST)
DN	x...x	Directory Number
- LANG	aaa	Language (aaa = (ROM), KAT, or ALL)
- NAME	a...a	CPND Name in ASCII characters
- XPLN	xx	Expected Length
ENTR	x	Entry Number (Null to exit)
- NAME	xxxx	Group name
- XPLN	xx	Expected Length
- DISPLAY_FMT	aaaa	Display Format (aaaa = (LAST) or FIRST)
DCNO	0-254	Digit Conversion table Number
- IDC	0-254	Incoming DID Digit Conversion number
- NAME	a...a	CPND Name in ASCII characters

Change Calling Party Name Display name

Prompt	Response	Comment
REQ	CHG	Req = CHG

TYPE	NAME	Type = NAME (CPND Name)
CUST	xx	Customer number associated with this function
CPND_LANG	aaa	CPND Language (aaa = (ROM) or KAT)
DIG	0-253 0-99	Dial Intercom Group
- NAME	a...a	CPND Name using ASCII characters
- DN	x...x	Directory Number
- NAME	a...a	CPND Name in ASCII characters
ENTR	x	Entry Number (Null to exit)
- NAME	xxxx	Group name
- XPLN	xx	Expected Length
- DISPLAY_FMT	aaaa	Display Format (aaaa = (LAST) or FIRST)
DCNO	0-254	Digit Conversion table Number
- IDC	0-254	Incoming DID Digit Conversion number
- NAME	a...a	CPND Name in ASCII characters

Remove Calling Party Name Display name

Prompt	Response	Comment
REQ	OUT	Req = OUT
TYPE	NAME	Type = NAME (CPND Name)
CUST	xx	Customer number associated with this function
CPND_LANG	aaa	CPND Language (aaa = (ROM) or KAT)
DIG	0-253 0-99	Dial Intercom Group
DN	x...x	Remove Directory Number x...x
	x...x y...y	Remove range of DN-defined names
	ALL	Remove all DN-defined names
DCNO	0-254	Digit Conversion table Number
- IDC	0-254	Incoming DID Digit Conversion number
ARE YOU SURE?	(YES) NO	(Confirm) or remove operation

Print Calling Party Name Display data and names

Prompt	Response	Comment
REQ	PRT	Req = PRT
TYPE	NAME	Type = NAME (CPND Name)
CUST	xx	Customer number associated with this function
CPND_LANG	aaa	CPND Language (aaa = (ROM) or KAT)

LANG	aaa	Language choice for name display (aaa = ROM or KAT)
PAGE	(NO) YES	Page headers and numbers printed (or not) if the Multiple DN/DIG is specified.
DIG	0-2045 0-99	Dial Intercom Group
SHRT	(NO) YES	Short form
- DN	x...x	Print single Directory Number x...x
	x...x y...y	Print range of Directory Numbers
	x/xx/xxx	Print all DNs starting with x, xx, or xxx
	ALL	Print all DNs
SHRT	(NO) YES	Short form
DCNO	0-254	Digit Conversion table Number
- IDC	nnn	Incoming DID Digit Conversion number
	ALL	All names defined are printed
SHRT	(NO) YES	Short form
ENTR	x	Entry Number (Null to exit)
- NAME	xxxx	Group name
- XPLN	xx	Expected Length
- DISPLAY_FMT	aaaa	Display Format (aaaa = (LAST) or FIRST)

Alphabetical list of prompts

Prompt	Response	Comment	Pack/Rel
AAA	aaa	Attendant Alternative Answering display mnemonic Default = A	cpnd-10
ARE YOU SURE?	(YES) NO	(Confirm) or remove operation. The default response is YES.	cpnd-1
CFNA	xxxx	Call Forward No Answer display mnemonic Default = N	cpnd-10
CFWD	xxxx	Call Forward All Calls display mnemonic Default = F	cpnd-10
CNFG		Configuration	cpnd-10

Prompt	Response	Comment	Pack/Rel
	(ALON)	Standalone CPND configuration	
	REMO	Interwork with a remote directory system	
	LOCL	Interwork with a local (inboard) system	
CPND_LANG		CPND language. Prompted when FTR = CPND.	cpnd-19
	(ROM)	Roman CPND language	
	KAT	Katakana CPND language	
CUST	xx	Customer number associated with this function as defined in LD 15	cpnd-10
DCNO	0-254	Digit Conversion table Number	dnis-17
DES	(NO) YES	Designator for Multiple Appearance DNs allowed Prompted when ODAS is equipped.	odas-10
DFLN	5-(13)-27	Default character string Length Default to 13 or MXLN, whichever is less. Prompted when STAL = YES	cpnd-10
DIG	gg mm	Existing Dial Intercom Group number followed by member number (optional), where: <ul style="list-style-type: none"> • gg = 0-2045 • mm = 0-99 	di-10
	gg	Existing DIG Group number Without member number specified, ALL members within this Group are printed.	
	ALL	Print all Dial Intercom Groups.	
	<CR>	Prompts DN If CPND Name already exists, an error message is returned. Prompted when DIG is equipped.	
ENTR	x	Group name configuration for an entry number to a CLID data block.	basic-5.00

Prompt	Response	Comment	Pack/Rel
DISPLAY_FMT		Display format for CPND name	cpnd-19
	(LAST)	Last name, First name (Doe, John)	
	FIRST	First name, Last name (John Doe)	
DN	xxxx	Directory Number (Existing eligible DN or Partial DN). The DN can be up to 4 digits, up to 7 digits with Directory Number Expansion (DNXP) package 150.	cpnd-10
		Valid DN types are Single or Multiple line prime DN, trunk DN, attendant DN or ACD DN. If Partial DN, all possible DNs are printed.	
	x...x y...y	Range of DN-defined names are deleted/printed . This entry is valid when REQ = OUT/PRT.	
	ALL	All names defined are deleted/printed. ALL is a valid entry when REQ = OUT/PRT.	
	x/xx/xxx	DNs starting with x, xx, or xxx are printed. This entry is valid when REQ = PRT.	
	<CR>	To re-prompt DCNO If the CPND name is already defined, an error message is returned.	
HUNT	xxxx	Call Forward No Answer display mnemonic Default = B	cpnd-10
IDC	0-254	Incoming DID Digit Conversion number	dnis-17
		Existing complete or partial IDC number	
	ALL	All Names defined	
LANG		Language choice for name for CPND screen and set display. Allowed only if REQ = OUT.	cpnd-16
	(ROM)	English display (Roman characters)	
	KAT	Non-English display (Katakana characters)	
	ALL	Remove ALL names from CPND data block for the DN or DIG selected.	
	<CR>	Roman (English) display	

Prompt	Response	Comment	Pack/Rel
MXLN	5-(17)-27	Maximum allowable CPND character string Length Once an MXLN is entered, it cannot be changed to a lower value via the CHG prompt.	cpnd-10
NAME	a...a	CPND Name using ASCII characters If STAL = YES, then Name size < XPLN If STAL = NO, then Name size = number of characters entered. DIG is reprompted	cpnd-19
	<CR>	to DN prompt	
	xxxx	Group Name corresponding to a CLID data block	basic-5.00
NITC	(NI) aaaa	Non intercom call NITC indicates that an intercom call terminated as a normal call.	
PAGE	(NO)	Page headers and numbers not printed if the Multiple DN/DIG is specified.	cpnd-10
	YES	Page headers and numbers printed if the Multiple DN/DIG is specified.	
		Page headers (date and page number) are not printed if a single DN/DIG is specified.	
PKUP	xxxx	Call Pickup display mnemonic. Default = P.	cpnd-10
REQ		Request.	cpnd-10
	END	Change existing data block	
	NEW	Exit Overlay program	
	OUT	Create CPND data blocks and/or name strings	
	PRT	Remove existing name or data block Print an existing Name or data block from the data base	
RESN	(NO) YES	Display of Reason for redirecting calls allowed	cpnd-19

Prompt	Response	Comment	Pack/Rel
SHRT	(NO)	Prints one DN or IDC per single line. (long form)	cpnd-10
	YES	Prints several DNs or IDCs on a single line. (one-line form) Prompted when DN = ALL, Range or Partial DN to be specified.	
STAL	(NO) YES	Static Allocation of Name storage In a Hotel/Motel environment with Background Terminal facilities, STAL must be YES. STAL = YES is recommended whenever CPND Names change frequently, for efficient use of available memory (example, when a guest checks in).	cpnd-10
TYPE		Type of data block	cpnd-10
	CPND	CPND data block	
	NAME	CPND Name data block Allowed only if CPND data block is already defined.	
XFER	xxxx	Call Transfer display mnemonic Mnemonic for call transfer display in Network Call Redirection (NCRD). One to four characters are accepted. Default = T. Prompted if ISDN = YES in LD 15	ncrd-16

Prompt	Response	Comment	Pack/Rel
XPLN	xx	Expected Length	cpnd-10
		Range must be between the Input Name length and the MXLN, or it default to DFLN. This value should be set to a sufficient length to allow for current and future names to be entered.	
		When REQ = NEW, the XPLN prompt defines the maximum name length for that particular entry. The XPLN for a DN cannot be changed without deleting that name entry.	
	<CR>	This sets the XPLN to the input length, or DFLN whichever is greater. Re-prompts DIG.	
		Prompted when STAL = YES	

LD 97: Configuration Record 2

Overlay program 97 is used to specify several system parameters for XPE and other related equipment. These parameters include the minimum flash timing to download to the XPE packs when required.

Loss and Level Plan information may also be specified. Refer to *Transmission Parameters* (553-3001-182) for information regarding Loss and Level Plans prior to making any changes to the parameters defined in this Overlay.

Prompts and responses Contents

Section
<i>Prompts and responses by data block:</i>
“FDL: Flash Download for M3900 sets” (page 1079)
“DTD: Dial Tone Detection parameters data block” (page 1078)
“DTR: Digitone Receiver parameters data block” (page 1078)
“FIRP: Fiber Remote Parameters Data Block” (page 1081)
“LOSP: Loss Plan Tables data block” (page 1081)
“LOSP: Loss Plan Tables data block (STYP or DTYP = PRED)” (page 1081)
“LOSP: Loss Plan Tables data block (STYP or DTYP = DISL)” (page 1081)
“LOSP: Loss Plan Tables data block (DTYP or STYP = CSTM)” (page 1082)
“SUPL: Superloop parameters data block” (page 1083)
“SYSM: System Parameters for MSDL/MISP card” (page 1084)
“SYSP: System parameters for Peripheral Equipment” (page 1084)
“XCTP: Conference/TDS/MF Sender card parameters data block” (page 1085)
“XPE: Extended Peripheral Equipment shelf data block” (page 1085)
<i>Other Information:</i>
“Print information on Superloop or Extended IPE shelves” (page 1085)

BTD: Busy Tone Detection data block

Prompt	Response	Comment
REQ	aaa	Request (aaa = CHG, END, PRT)
TYPE	BTD	Type = BTD (Busy Tone Detection)
BTDT	(0)-7	Busy Tone Detection Table
BCAD	x...x x...x	Busy Tone Cadence (ON and OFF cycles)
BTDD	a...a	Busy Tone Detection Direction (a...a = (BOTH) or INC)
FREQ_0	350 - 655	Frequency of Busy Tone for Frequency 0
FREQ_1	350 - 655	Frequency of Busy Tone for Frequency 1
FDLT	10 - 315	Frequency delta
FLVL_MAX	0 - 15	Maximum Frequency Tone level to be detected.
FLVL_MIN	20 - 35	Minimum Frequency Tone level to be detected.

DTD: Dial Tone Detection parameters data block

For all DTD parameters, if a value is entered between two valid responses, the lowest valid response is stored for downloading to the XTD card. The stored value is also echoed to the craftsperson.

The type for the DTMF parameters is DTR.

Prompt	Response	Comment
REQ	aaa	Request (aaa = CHG, END, PRT)
TYPE	DTD	Type = DTD (Dial Tone Detection)
XTDT	(0)-7	Extended Tone Detection Table
DFQ	0-(4)-15	Dial Tone Frequency band for 1st dial tone
MDL	10-(20)-40	Minimum Detect Level for 1st Dial Tone
MVT	100-(400)-1600	Minimum Validation Time for 1st Dial Tone
BRK	(0)-240	Break Duration (maximum) for 1st Dial Tone
CAD	(0)-15	Cadence type for 1st Dial Tone
SSC	(0)-15	Second Stage Configuration

DTR: Digitone Receiver parameters data block

For all DTR parameters, if a value is entered between two valid responses, the lowest valid response is stored for downloading to the XTD/DTR card. The stored value is also echoed to the craftsperson.

Prompt	Response	Comment
REQ	aaa	Request (aaa = CHG, END, PRT)

Prompt	Response	Comment
TYPE	DTR	Type = DTR (Digitone Receiver)
MINL	3-(42)-48	Minimum accept Level for Digitone receiver

FDL: Flash Download for M3900 sets

Prompt	Response	Comment
REQ	CHG PRT	Change or Print
TYPE	FDL	Flash Download for M3900 sets.
FDTP	t	M3900 set selected for download. Where t = (NONE) No M3900 flash download 3902 - M3902 sets 3903 - M3903 sets 3904 - M3904 sets 3905 - M3905 sets ALL - all M3900 sets
FDTM		Time interval restriction for Flash Download.
	(NO)	No change to time intervals
	YES	Change time intervals
		Note: Flash download is automatically paused one hour before virtual midnight (refer to TODR in Ovl 17) to allow midnight routines to run. This option is not applicable to reporting.
- FDAY	d n	Day and number of time intervals for download. Prompted only if FDTM = YES. d = (0-6) Day of week, Sunday to Saturday n = (0-4) Number of time intervals where 0 = no download for that day. Note: If two or more intervals are specified, they must be non overlapping, non consecutive and in increasing order. Day is re-prompted until <CR> is entered.
-- FINT	s l	Starting hour and length for a time interval. Prompted n times if n>0. Where: s = (0-23) Starting hour using 24 hour format l = (1-24) Length of interval in hours
FTNR		TN range restriction option for Flash Download.

Prompt	Response	Comment
	NO YES <CR>	No TN restriction Specify TN range No change to TN range restrictions
- FSTN		Starting Terminal Number for Flash Download. Prompted only if FTNR = YES
	l s c u c u	TN format: l s c u = loop, shelf, card, unit TN format: c u = card, unit
- FETN		Ending Terminal Number for Flash Download. Prompted only if FTNR = YES
	l s c u c u	TN format: l s c u = loop, shelf, card, unit TN format: c u = card, unit
FDNR	NO YES <CR>	DN range or list restriction option for Flash Download. No DN or list restriction Specify DN range No change to DN range restrictions
- FDDN		Flash Download Prime Directory Number range. Prompted only if FDNR = YES
	c d1 d2	Where: c = Customer number d1 = starting prime DN d2 = ending prime DN
FRCE	(NO) YES	System-wide flash download control option. Conditional. System-wide flash download (via FDLS in OVL 32) applies to only a M3900 set whose flash firmware version is different from version currently found on the system disk. Forced. Force system-wide flash download to all the specified M3900 sets regardless of their current flash firmware versions.
		Note: Use this option with caution! Once the download tree is built (after FDLS in OVL 32) this option is automatically reverted to NO (conditional). Not applicable to reporting.
FVER	(0)-99	Flash firmware version specified for full report. Where: (0) = Report all Flash firmware version 1-99 = Selected Flash firmware version

FIRP: Fiber Remote Parameters Data Block

Prompt	Response	Comment
REQ	CHG PRT	Change or Print
TYPE	FIRP	Fiber Remote Parameters
SUPL	x...x	Superloop in multiples of 4 (SUPL responses begin on "SUPL" (page 1107))
NNDC	5-(7)-8	No-New-Data -Calls condition Threshold
XSMN	(0)-63	XSM address on the remote shelf

LOSP: Loss Plan Tables data block

Loss and Level Plan information may also be specified. Refer to *Transmission Parameters (553-3001-182)* for information regarding Loss and Level Plans prior to making any changes to the parameters defined in this Overlay.

Prompt	Response	Comment
REQ	aaa	Request (CHG, END, PRT)
TYPE	LOSP	Type = LOSP (Loss Plan Tables)
NATP	(NO) YES	North American Transmission Plan for generic XFCOT
TTYP	aaaa	Table Type (aaaa = (STAT) or DYNM)
- STYP	aaaa	Static Loss Plan table type (aaaa = (PRED), CSTM, or DISL)
- DTYP	aaaa	Dynamic Loss Switching alternate table type (aaaa = (PRED), CSTM, or DISL)

LOSP: Loss Plan Tables data block (STYP or DTYP = PRED)

Prompt	Response	Comment
REQ	aaa	Request (CHG, END, PRT)
TYPE	LOSP	Loss Plan Tables
NATP	(NO) YES	North American Transmission Plan for generic XFCOT
TTYP	aaaa	Table Type (aaaa = (STAT) or DYNM)
- STYP	aaaa	Static Loss Plan table type (aaaa = (PRED), CSTM, or DISL)
- DTYP	aaaa	Dynamic Loss Switching alternate table type (aaaa = (PRED), CSTM, or DISL)
- - TNUM	xx	Table Number

LOSP: Loss Plan Tables data block (STYP or DTYP = DISL)

Prompt	Response	Comment
REQ	aaa	Request (CHG, END, PRT)

Prompt	Response	Comment
TYPE	LOSP	Type = LOSP (Loss Plan Tables)
NATP	(NO) YES	North American Transmission Plan for generic XFCOT
TTYP	aaaa	Table Type (aaaa = (STAT) or DYNM)
- STYP	aaaa	Static Loss Plan table type (aaaa = (PRED), CSTM, or DISL)
- DTYP	aaaa	Dynamic Loss Switching alternate table type (aaaa = (PRED), CSTM, or DISL)
PWD2	xxxx	Password 2

LOSP: Loss Plan Tables data block (DTYP or STYP = CSTM)

Prompt	Response	Comment
REQ	aaa	Request (CHG, END, PRT)
TYPE	LOSP	Type = LOSP (Loss Plan Tables)
NATP	(NO) YES	North American Transmission Plan for generic XFCOT
TTYP	aaaa	Table Type (aaaa = (STAT) or DYNM)
- STYP	aaaa	Static Loss Plan table type (aaaa = (PRED), CSTM, or DISL)
- DTYP	aaaa	Dynamic Loss Switching alternate table type (aaaa = (PRED), CSTM, or DISL)
PWD2	xxxx	Password 2
- COTS	8-39 0-31	Central Office Trunk Short line Class of Service
- COTL	8-39 0-31	Central Office Trunk Long line Class of Service
- DIDS	8-39 0-31	Direct Inward Dial trunk Short line Class of Service
- DIDL	8-39 0-31	Direct Inward Dial Trunk Long line Class of Service
- T2WT	8-39 0-31	TIE trunk 2-Wire TRC Class of Service
- T2WN	8-39 0-31	TIE trunk 2-Wire NTC Class of Service
- T2WV	8-39 0-31	TIE trunk 2-Wire VNL Class of Service
- T4WT	8-39 0-31	TIE trunk 4-Wire TRC Class of Service
- T4WN	8-39 0-31	TIE trunk 4-Wire NTC Class of Service
- T4WV	8-39 0-31	TIE trunk 4-Wire VNL Class of Service
- PAGT	0-31	Paging Trunk
- RANR	8-39	Recorded Announcement trunk
- ALUS	0-31 8-39	Analog Line card Unit Short line Class of Service
- ALUL	0-31 8-39	Analog Line card Unit Long line Class of Service

SUPL: Superloop parameters data block

Prompt	Response	Comment
REQ	aaa	Request (CHG, END, PRT)
TYPE	SUPL	Type = SUPL (Superloop)
SUPL	x...x	Superloop in multiples of 4 (SUPL responses begin on "SUPL" (page 1107))
SLOT	a	Network Card is in Left or Right Slot (x = (L) or R)
SUPT	aaaa	Superloop type (aaaa = (STD), CARR, FIBR, or IPMG)
XPE0	x y z	Extended Peripheral Equipment controller 0 (STD)
XPE1	x y z	Extended Peripheral Equipment controller 1 (STD)
XPEC	1-95	Extended Peripheral Equipment Controller (CARR or FIBR)
IPR0	nn.nn.nn.nn	Shelf 0 IPMG cabinet Uplink IP address.
IPMG_TYP0	aaa	IPMG Type = (MGC)
ZONE0	0-255	Shelf 0 IPMG cabinet zone number
DES0		No input. Header for the ELAN/TLAN designators for MGC based IPMGs.
- CE	(CE) / d d	Shelf 0 IPMG CE Ethernet Port Designator.
- E1	(E1) / d d	Shelf 0 IPMG E1 Ethernet Port Designator.
- E	(E) / d d	Shelf 0 IPMG E Ethernet Port Designator.
- CT	(CT) / d d	Shelf 0 IPMG CT Ethernet Port Designator.
- T2	(T2) / d d	Shelf 0 IPMG T2 Ethernet Port Designator.
- T	(T) / d d	Shelf 0 IPMG T Ethernet Port Designator.
IPR1	nn.nn.nn.nn	Shelf 1 IPMG cabinet Uplink IP address.
IPMG_TYP1	aaa	IPMG Type = (MGC)
ZONE1	0-255	Shelf 1 IPMG cabinet zone number
DES1		No input. Header for the ELAN/TLAN designators for MGC based IPMGs.
- CE	(CE) / d d	Shelf 1IPMG CE Ethernet Port Designator.
- E1	(E1) / d d	Shelf 1 IPMG E1 Ethernet Port Designator.
- E	(E) / d d	Shelf 1 IPMG E Ethernet Port Designator.
- CT	(CT) / d d	Shelf 1 IPMG CT Ethernet Port Designator.
- T2	(T2) / d d	Shelf 1 IPMG T2 Ethernet Port Designator.
- T	(T) / d d	Shelf 1 IPMG T Ethernet Port Designator.

SYSM: System Parameters for MSDL/MISP card

Prompt	Response	Comment
REQ	aaa	Req = CHG or PRT
TYPE	SYSM	Type = SYSM (System parameters for MSDL/MISP cards)
FDLC	p1 p2 p3 p4	Fast Download Control parameters

SYSP: System parameters for Peripheral Equipment

Prompt	Response	Comment
REQ	aaa	Req = CHG or PRT
TYPE	SYSP	Type = SYSP (System parameters for Peripheral equipment)
INTN	(NO) YES	International companding law
CODE	(0)-3	Quiet Code is used by Network Card firmware
CONT	1-(4)-32767	Continuity
CRCF	1-(4)-32767	Cyclic Redundancy Check (CRC) Failures
FLSH	(120)-168	Flash timing
TOHV	0-(250)-1275	Timer - Off-Hook Validation
TDP	(15)-1275	Timer - Dial Pulse
TID	0-(150)-1275	Timer - InterDigit
TDPO	15-(150)-1275	Timer - Dial Pulse On
TPF	0-(200)-1275	Timer - Post Flash
MFRL	0-(2)-3	Multifrequency minimum Receiver Level
MFLT0	(0)-15	Multifrequency transmit level code for Identifier 0 for Small System and MG 1000E
MFLT1	(0)-15	Multifrequency transmit level code for Identifier 1 for Small System and MG 1000E
P10R	(50)-70	Primary Pulse 10 Ratio
P12R	(50)-70	Secondary Pulse 10 Ratio
P20R	(50)-70	Pulse 20 Ratio
INSO	(NO) YES	Installation Options
- DEFS	(NO) YES	Default sets
- - DEF 2006 xx	yy	New default Model number, 2006 set
- - DEF 2008 xx	yy	New default Model number, 2008 set
- - DEF 2216 xx	yy	New default Model number, 2216 set
- - DEF 2616 xx	yy	New default Model number, 2616 set
- - DEF 2000 xx	yy	New default Model number, 2000 set

Prompt	Response	Comment
-- DEF 500 xx	yy	New default Model number, 500 set
-- DEF 2500 xx	yy	New default Model number, 2500 set
-- DEF I2002 xx	yy	Enter new default Model number (yy) for IP Phone 2002 set (where: xx is old default)
-- DEF I2004 xx	yy	Enter new default Model number (yy) for IP Phone 2004 set (where: xx is old default)
-- DEF I2050 xx	yy	Enter new default Model number (yy) for IP SoftPhone 2050 set (where: xx is old default)
FNUM(www)	zzzz	First DN in the default numbering plan (www is the current value)

XCTP: Conference/TDS/MF Sender card parameters data block

Prompt	Response	Comment
REQ	aaa	Request (CHG, END, PRT)
TYPE	XCTP	Type = XCTP (Conference/TDS/MF Sender card parameters)
CPAD	x	Conference PAD (x = (0) or 1)
DTMF	0-(14)-255	Dual Tone Multifrequency
CFWT	(NO) YES	Conference Warning Tone to be provided
INTU	(NO) YES	Intrusion tone
P10P	0-(30)-255	Primary 10 Pulses per second
S10P	0-(31)-255	Secondary 10 Pulses per second
20PP	0-(32)-255	20 Pulses Per second

XPE: Extended Peripheral Equipment shelf data block

Prompt	Response	Comment
REQ	aaa	Request (aaa = CHG, END, PRT)
TYPE	XPE	Type = XPE (Extended Peripheral Equipment shelves)
XPEC	(0)-95	Extended Peripheral Equipment Controller
	1-99	Systems with Fibre Network Fabric
LOC	xxxxxx	Location code for Peripheral Controller
MED	(COP)	Connection Media to Peripheral Controller
RGTP	x	Ringling Generator Type (x = (8) or 16)

Print information on Superloop or Extended IPE shelves

Prompt	Response	Comment
REQ	PRT	Req = PRT

Prompt	Response	Comment
TYPE	aaaa	Type = SUPL or XPE
SUPL	x...x	Superloop in multiples of 4 (SUPL responses begin on "SUPL" (page 1107))
XPEC	1-95	Extended Peripheral Equipment controller
	0-252	Systems with Fibre Network Fabric

Alphabetical list of prompts

Prompt	Response	Comment	Pack/Rel
20PP	0-(32)-255	20 Pulses Per second Tone table index for primary 20 pulses per second (pps) digit set. Use 32 for North American tones. Tone tables are defined in LD 56.	xct-15
ACDN	0-100	Maximum number of ACD Directory Numbers	xpe-16
	0-32767	Maximum number of ACD Directory Numbers	
AGNT	0-1000	Maximum number of ACD Agents	xpe-16
	0-32767	Maximum number of ACD Agents	
ALUL	0-31 8-39	Analog Line card Unit Long line Class of Service Enter the coded Relative Input/Output Levels; the 1st field is the Receive (A/D) entry; the 2nd field is the Transmit (D/A) entry. Prompted if TTYP = STAT	xpe-18
ALUS	0-31 8-39	Analog Line card Unit Short line Class of Service Enter the coded Relative Input/Output Levels; the 1st field is the Receive (A/D) entry; the 2nd field is the Transmit (D/A) entry. Prompted if TTYP = STAT.	xpe-18

Prompt	Response	Comment	Pack/Rel
AST	x...x	<p>Maximum number of Associated Sets, where x...x is:</p> <ul style="list-style-type: none"> • 0-100 for Large Systems • 0-32767 for Small Systems 	csi-16
BCAD		<p>Busy Tone Cadence</p> <p>Determines the on phase length and the off phase length during the cycle.</p> <p>0000-(350)-1500 0000-(350)-1500 PH1 (ON cycle) and PH2 (OFF cycle)</p> <p>0000-(500)-1500 0000-(500)-1500 PH1 (ON cycle) and PH2 (OFF cycle) for Japan (when Japan package 97 is enabled)</p> <p>The values for each phase can be from 0 to 1.5 seconds (1500 ms) and are entered as milliseconds. The input values are rounded to the nearest multiple of 25 ms.</p> <p>Entering all 0's indicates continuous tone. (Continuous tones lasts for 3.2 seconds or longer) The smallest cadence is 50 ms even though 25 ms can be entered. The stored values is echoed.</p>	xpe-16
BRK	(0)-240	<p>Break Duration (maximum) for 1st Dial Tone. Input is a multiple of 16 ms:</p> <ul style="list-style-type: none"> • 0 = 0 ms • 16 = 16 ms • 32 = 32 ms • ... • 240 = 240 ms <p>Input that is not a multiple of 16 is rounded down to a valid multiple of 16. Recommended country specific BRK values follow:</p>	xpe-16

Prompt	Response	Comment	Pack/Rel
		<ul style="list-style-type: none"> • <u>Country</u> - - <u>BRK</u> • Denmark 000 ms • France 030 ms • Germany 000 ms • Holland TBD • New Zealand TBD • Norway 000 ms • Spain 000 ms • Sweden 000 ms • Switzerland 000 ms • U.K. 33/50 000 ms • U.K. 330/440 000 ms 	
BTDD	(BOTH)	Busy Tone Detection on both incoming and outgoing calls	xpe-16
	INC	Busy Tone Detection on incoming calls only	
BTDT	(0) - 7	<p>Busy Tone Detection Table</p> <p>Table 0 can be changed but cannot be removed. Table 0 always exists (when the BTD package is equipped) and is initialized to default values for China and Japan.</p> <p>When creating alternate tables, table 0's values are used to fill the table and these can be changed.</p> <p>If table 0 does not exist, the Japanese BCAD defaults (500 500) are used when creating it.</p> <p>Enter X in front of the table number to remove the table.</p>	btd-21
CAD	(0)-15	<p>Cadence type for 1st Dial Tone. Where:</p> <ul style="list-style-type: none"> • 0 = no cadence or continuous tone • 1 = Italian complex cadence • 2-15 reserved for future use 	xpe-16

Prompt	Response	Comment	Pack/Rel
		Recommended country specific CAD values follow:	
		<ul style="list-style-type: none"> • <u>Country</u> - <u>CAD</u> • Denmark 00 • France 00 • Germany 00 • Holland 00 • New Zealand 00 • Norway 00 • Spain 00 • Sweden 00 • Switzerland 00 • U.K. 33/50 00 • U.K. 330/440 00 	
CE	d d <CR>	Shelf 0 / 1 IPMG CE Ethernet Port Designator. 1-16 alphanumeric characters. Default value Applicable to only MGC based IPMGs.	basic-5.00
CFWT	(NO) YES	Conference Warning Tone is not provided Conference Warning Tone is provided	basic-21
CODE	(0)	Quiet Code is used by Network Card firmware 0 is the only valid entry. Entries 1-3 are for future use.	xpe-15
CONT	1-(4)-32767	Continuity. Maintenance threshold for number of continuity faults per timeslot.	xpe-15

Prompt	Response	Comment	Pack/Rel
COTL	8-39 0-31	Central Office Trunk Long line Class of Service Enter the coded Relative Input/Output Levels; the first field is the Receive (A/D) entry; the second field is the Transmit (D/A) entry.	xpe-18
COTS	8-39 0-31	Central Office Trunk Short line Class of Service Enter the coded Relative Input/Output Levels; the first field is the Receive (A/D) entry; the second field is the Transmit (D/A) entry.	xpe-18
CPAD	(0) 1	Conference PAD Use software PAD values Use PAD values defined by switch settings on card (NT8D17). The CNFC command in LD 38 do not do the attenuation testing when CPAD = 1.	xct-15
CRCF	1-(4)-32767	Cyclic Redundancy Check (CRC) Failures	xpe-15
CT	d d <CR>	Shelf 0 / 1 IPMG CT Ethernet Port Designator. 1-16 alphanumeric characters. Default value of 'CT'. Applicable to only MGC based IPMGs.	basic-5.00
DEF 500 xx	yy	Enter new default Model number (yy) for 500 set (where: xx is old default)	xpe-16
DEF 2000 xx	yy	Enter new default Model number (yy) for 2000 set (where: xx is old default)	xpe-16
DEF 2006 xx	yy	Enter new default Model number (yy) for 2006 set (where: xx is old default)	xpe-16
DEF 2008 xx	yy	Enter new default Model number (yy) for 2008 set (where: xx is old default)	xpe-16

Prompt	Response	Comment	Pack/Rel
DEF 2216 xx	yy	Enter new default Model number (yy) for 2216 set (where: xx is old default)	xpe-16
DEF 2500 xx	yy	Enter new default Model number (yy) for 2500 set (where: xx is old default)	xpe-16
DEF 2616 xx	yy	Enter new default Model number (yy) for 2616 set (where: xx is old default)	xpe-16
DEF I2002 xx	yy	Enter new default Model number (yy) for IP Phone 2002 set (where: xx is old default) For CS 1000S	basic-2
DEF I2004 xx	yy	Enter new default Model number (yy) for IP Phone 2004 set (where: xx is old default) For CS 1000S	basic-2
DEF I2050 xx	yy	Enter new default Model number (yy) for IP SoftPhone 2050 set (where: xx is old default) For CS 1000S	basic-2
DEFS	(NO) YES	Default Sets	xpe-16
DES0 / 1		Header for the ELAN/TLAN designators for MGC based IPMGs.	basic-5.00
DFQ	0-(4)-15	Dial Tone Frequency band for 1st dial tone. Input is frequency band as described below: <ul style="list-style-type: none"> • 0 = 300-500 Hz • 1 = 350-500 Hz • 2 = 320-630 Hz • 3 = 0-500 Hz • 4 = 355-550 Hz • 5-15 = reserved for future use <p>With UK package (190) default value for DFQ = 0. Recommended country specific DFQ values follow:</p>	xpe-16

Prompt	Response	Comment	Pack/Rel
		<ul style="list-style-type: none"> • Country DFQ • Denmark 1 • France 0 • Germany 1 • Holland TBD • New Zealand 1 • Norway 1 • Spain 2 • Sweden 11 • Switzerland 4 • U.K. 33/50 3 • U.K. 330/440 0 	
DIDL	8-39 0-31	<p>Direct Inward Dial (or Direct Outward Dial [DOD]) trunk Long line Class of Service</p> <p>Enter the coded Relative Input/Output Levels; the first field is the Receive (A/D) entry; the second field is the Transmit (D/A) entry.</p>	xpe-18
DIDS	8-39 0-31	<p>Direct Inward Dial (or Direct Outward Dial [DOD]) trunk Short line Class of Service</p> <p>Enter the coded Relative Input/Output Levels; the first field is the Receive (A/D) entry; the second field is the Transmit (D/A) entry.</p>	xpe-18
DSL	0-32767	Maximum number of Digital Subscriber Loops	xpe-18
DTMF	0-(14)-255	<p>Dual Tone Multifrequency (Tone table index of the first DTMF digit to be used). Use 14 for North American tones.</p> <p>For MU LAW the DTMF groups start at tone number 14 and 35.</p> <p>For ALAW the DTMF groups start at tone number 1, 89, 113, 138, 191, 218 and 234</p>	xct-15

Prompt	Response	Comment	Pack/Rel
DTYP	(PRED)	Predefined Dynamic Loss Switching Table	xpe-18
	CSTM	Customized Dynamic Loss Switching Table (user is prompted to input required PORT TYPE LI LO values)	
	DISL	<p>Disable current active table (Disables Dynamic Loss Switching)</p> <p>If the DTYP was previously DISL then entering a Predefined Table number or Customized Table ENABLEs the Dynamic Loss Switching feature.</p> <p>Only 1 Dynamic Loss Switching table, either predefined or customized, exists within the system. When Dynamic Loss Plan Switch is ENABLED then the Static Loss Plan Table is used as the "base level" table of values.</p> <p>If an entry is customized, other entries in this table and in the Base Table (TTYP = STAT) should be re-examined in case possible adjustment is necessary. Dynamic Pad Switching continues for non-B34 cards (EPE, XUT, XEM).</p>	
E		Shelf 0 / 1 IPMG E Ethernet Port Designator.	basic-5.00
	d d	1-16 alphanumeric characters.	
	<CR>	Default value	
		Applicable to only MGC based IPMGs.	
E1		Shelf 0 / 1 IPMG E1 Ethernet Port Designator.	basic-5.00
	d d	1-16 alphanumeric characters .	
	<CR>	Default value	
		Applicable to only MGC based IPMGs.	

Prompt	Response	Comment	Pack/Rel
FDAY	d n	Day and number of time intervals for download. Prompted only if FDTM = YES. d = (0-6) Day of week, Sunday to Saturday n = (0-4) Number of time intervals where 0 = no download for that day. Note: If two or more intervals are specified, they must be non overlapping, non consecutive and in increasing order. Day is re-prompted until <CR> is entered.	arie-25
FDDN	c d1 d2	Flash Download Prime Directory Number range. Prompted only if FDNR = YES Where: <ul style="list-style-type: none"> • c = Customer number • d1 = starting prime DN • d2 = ending prime DN 	arie-25
FDLC	p1 p2 p3 p4	Fast Download Control parameters. Where p1 can be: <ol style="list-style-type: none"> 1. (ALL) = All cards listed below 2. AML = Applications Module Link 3. BRIE = BRI Trunk Universal ISDN Protocol Engine 4. BRIL = BRI Line cards 5. BRIT = Basic Rate Interface Trunk 6. DCH = D-channel cards 7. FNET = Fiber Network Card (NT1P61) 8. FPEC = Fiber Peripheral Equipment Controller card (NT1P62) 9. LCRI = Carrier Remote IPE 10. MISP = Multipurpose ISDN Signaling Link cards 11. MSDL = Multipurpose Serial Data Link cards 12. PRIE = Primary Rate Interface Universal ISDN Protocol Engine 13. SDI = Serial Data Interface cards 	xpe/msdl-15

Prompt	Response	Comment	Pack/Rel
		<p>14. XNET = Network cards</p> <p>15. XPEC = Controller cards (includes Carrier Remote IPE RCI)</p> <p>16. XXXX = Data file for specific ISDN interface type (e.g. DQSG data file for QSIG; DTCZ data file for TCNZ)</p> <p>Where p2 can be:</p> <ol style="list-style-type: none"> 1. (C) = Conditional download (only if there is a major fault in the firmware or after a power failure). "C" is the recommended setting. 2. F = Force download after initialization. Entering "F" applies to the first INIT following the entry only. After the INIT, the system reverts to C (conditional). <p>Where p3 can be:</p> <ol style="list-style-type: none"> 1. (C) = Current version 2. L = Latest version 3. S = Specified version <p>Where p4 is :</p> <ul style="list-style-type: none"> • xx (version number, if p3 = S). <p>See LD 20-22 to print versions.</p>	
FDLT	10 - 315	<p>Frequency delta, gives the tolerance of the tone to be detected in +/- hertz. Valid entries is in multiples of 5Hz.</p> <p>For dual Busy Tone Detection on card (NT5D31), the same maximum and minimum levels applies to both tones.</p>	btd- 23
FDNR	<p>NO</p> <p>YES</p> <p><CR></p>	<p>DN range restriction option for Flash Download.</p> <p>No DN restriction</p> <p>Specify DN range</p> <p>No change to DN range restrictions</p>	arie-25
FDTM		Time interval restriction for Flash Download.	arie-25

Prompt	Response	Comment	Pack/Rel
	(NO)	No change to time intervals	
	YES	Change time intervals Note: Flash download is automatically paused one hour before virtual midnight (refer to TODR in Ovl 17) to allow midnight routines to run. This option is not applicable to reporting.	
FDTP	t	M3900 set selected for download. Where t = <ul style="list-style-type: none"> • (NONE) No M3900 flash download • 3902 - M3902 sets • 3903 - M3903 sets • 3904 - M3904 sets • 3905 - M3905 sets • ALL - all M3900 sets 	arie-25
FETN		Ending Terminal Number for Flash Download. Prompted only if FTNR = YES	arie-25
	l s c u	General TN format: l s c u = loop, shelf, card, unit	
	c u	Small System TN format: c u = card, unit	
FINT	s l	Starting hour and length for a time interval. Prompted n times if n>0. Where: s = (0-23) Starting hour using 24 hour format l = (1-24) Length of interval in hours	arie-25
FLSH	(120)-768	Switchhook Flash timing (<i>SUPP package 131 not equipped</i>). Establishes Switchhook Flash time in milliseconds for 500/2500 sets (NT8D IPE only)	xpe-15

Prompt	Response	Comment	Pack/Rel
	xxx yyyy	<p>Switchhook Flash timing (SUPP package 131 equipped)</p> <p>Establishes minimum and maximum Switchhook Flash timer in milliseconds for 500/2500 sets (NT8D IPE only), where:</p> <ul style="list-style-type: none"> • xxx = 20-(45)-768 • yyyy = xxx value-(896)-1275 <p>The timing specified is used for extended peripheral equipment only. Non-extended peripheral equipment uses the FLSH specified in LD 15.</p>	
FLVL_MAX	0 - 15	<p>Maximum Frequency Tone level to be detected.</p> <p>Valid entries is in multiples of 5dBm.</p> <p>For dual Busy Tone Detection on card (NT5D31), the same level applies to both tones.</p>	btd- 23
FLVL_MIN	20 - 35	<p>Minimum Frequency Tone level to be detected..</p> <p>Valid entries is in multiples of 5dBm</p> <p>For dual Busy Tone Detection card (NT5D31), the same level applies to both tones.</p>	btd- 23
FNUM (www)	zzzz	<p>First DN in the default numbering plan (www is current value)</p>	xpe-16
FRCE	(NO)	<p>System-wide flash download control option.</p> <p>Conditional. System-wide flash download (via FDLS in OVL 32) applies only to a M3900 set whose flash firmware version is different from version currently found on the system disk.</p>	arie-25

Prompt	Response	Comment	Pack/Rel
	YES	Forced. Force system-wide flash download to all the specified M3900 sets regardless of their current flash firmware versions. Note: Use this option with caution! Once the download tree is built (after FDLS in OVL 32) this option is automatically reverted to NO (conditional). Not applicable to reporting.	
FREQ_0	350 - 655	Frequency of Busy Tone for Frequency 0 of a dual Busy Tone Detection to be detected in Hz. Valid entries is in multiples of 5Hz.	btd- 23
FREQ_1	350 - 655	Frequency of Busy Tone for Frequency 1 of a dual Busy Tone Detection to be detected in Hz. Valid entries is in multiples of 5Hz. For a single busy tone FREQ_1 must be set the same as FREQ_0.	btd- 23
FSTN		Starting Terminal Number for Flash Download. Prompted only if FTNR = YES	arie-25
	l s c u	General TN format: l s c u = loop, shelf, card, unit	
	c u	Small System TN format: c u = card, unit	
FTNR		TN range restriction option for Flash Download.	arie-25
	NO	No TN restriction	
	YES	Specify TN range	
	<CR>	No change to TN range restrictions	
FVER	(0)-99	Flash firmware version specified for full report. Where: <ul style="list-style-type: none"> (0) = Report all Flash firmware version 1-99 = Selected Flash firmware version 	arie-25
INSO		Installation Options	xpe-16

Prompt	Response	Comment	Pack/Rel
	(NO)	Do not modify installation options	
	YES	Change installation options	
INTN	(NO)	?- International companding Law	xpe-15
	YES	A- International companding Law	
INTU	(NO) YES	Intrusion tone (insert Intrusion tone in conferences) Note: To invoke any changes, the Small System must be initialized.	xpe-16
IPR0 / 1	nn.nn.nn.nn	Shelf 0 or 1 IPMG cabinet Uplink IP address.	basic-5.00
	<CR>	Skip to IPR0/1 when configuring new superloop	
	X	Remove IPR0/1, ZONE0/1, and VXCT0/1 data	
ISM	(NO) YES	License ISM and all of its subprompts (prompts TNS through KEY3) are not prompted for Option 11C. To change the system License parameters on an Option 11C, the installation program must be used.	xpe-16
KEY1	(xxxxxxx)	8 digit security key 1 provided by NT	xpe-16
KEY2	(xxxxxxx)	8 digit security key 2 provided by NT	xpe-16
KEY3	(xxxxxxx)	8 digit security key 3 provided by NT	xpe-16

Prompt	Response	Comment	Pack/Rel																				
LOC	xxxxxx	<p>Location code for Peripheral Controller (0-6 characters)</p> <p>Should be equal to the column number assigned to the System Monitor and the Universal Equipment Module (UEM) that contains the Controller.</p> <p>For example: CxxMy</p> <p>Where:</p> <ul style="list-style-type: none"> • xx = column number • y = UEM number 	xpe-15																				
LTID	0-32767	Maximum number of Logical Terminal IDs	xpe-18																				
MDL	10-(20)-40	<p>Minimum Detect Level for 1st Dial Tone. Input is absolute value of the minimum detect level. Input is a multiple of 2 dBm:</p> <ul style="list-style-type: none"> • 10 = -10 dBm • 12 = -12 dBm • 14 = -14 dBm • ... • 40 = -40 dBm <p>Odd input is rounded down. With UK package (190) default value for MDL = 30 (-30 dBm). Recommended country specific MDL values follow:</p> <table border="0"> <thead> <tr> <th><u>Country</u></th> <th><u>MDL</u></th> </tr> </thead> <tbody> <tr><td>• Denmark</td><td>-26 dBm</td></tr> <tr><td>• France</td><td>-24 dBm</td></tr> <tr><td>• Germany</td><td>-22 dBm</td></tr> <tr><td>• Holland</td><td>-26 dBm</td></tr> <tr><td>• New Zealand</td><td>TBD</td></tr> <tr><td>• Norway</td><td>-30 dBm</td></tr> <tr><td>• Spain</td><td>-32 dBm</td></tr> <tr><td>• Sweden</td><td>-28 dBm</td></tr> <tr><td>• Switzerland</td><td>-30 dBm</td></tr> </tbody> </table>	<u>Country</u>	<u>MDL</u>	• Denmark	-26 dBm	• France	-24 dBm	• Germany	-22 dBm	• Holland	-26 dBm	• New Zealand	TBD	• Norway	-30 dBm	• Spain	-32 dBm	• Sweden	-28 dBm	• Switzerland	-30 dBm	xpe-16
<u>Country</u>	<u>MDL</u>																						
• Denmark	-26 dBm																						
• France	-24 dBm																						
• Germany	-22 dBm																						
• Holland	-26 dBm																						
• New Zealand	TBD																						
• Norway	-30 dBm																						
• Spain	-32 dBm																						
• Sweden	-28 dBm																						
• Switzerland	-30 dBm																						

Prompt	Response	Comment	Pack/Rel																						
		<ul style="list-style-type: none"> • U.K. 33/50 -30 dBm • U.K. 330/440 -30 dBm 																							
MED	(COP)	Connection Media to Peripheral Controller (copper cabling)	xpe-17																						
MFLT0	(0)-15	<p>Multifrequency transmit level code for Identifier 0 for Small System and MG 1000E. The code and level values listed below apply to MFLT0 and MFLT1.</p> <table border="0"> <thead> <tr> <th><u>Codes</u></th> <th><u>Level Values</u></th> </tr> </thead> <tbody> <tr><td>• 1</td><td>-11 dBm0</td></tr> <tr><td>• 2</td><td>-12 dBm0</td></tr> <tr><td>• 3</td><td>-13 dBm0</td></tr> <tr><td>• 4</td><td>-14 dBm0</td></tr> <tr><td>• 5</td><td>-15 dBm0</td></tr> <tr><td>• 6</td><td>-16 dBm0</td></tr> <tr><td>• 7</td><td>-31 dBm0</td></tr> <tr><td>• 8</td><td>-4 dBm0</td></tr> <tr><td>• 9</td><td>-5 dBm0</td></tr> <tr><td>• 10</td><td>-6 dBm0</td></tr> </tbody> </table> <p>MF transmit level changes take effect on Card 0 only if the command ENLX 0 is entered in LD 34. For XMFC packs, MF transmit level changes take effect immediately.</p>	<u>Codes</u>	<u>Level Values</u>	• 1	-11 dBm0	• 2	-12 dBm0	• 3	-13 dBm0	• 4	-14 dBm0	• 5	-15 dBm0	• 6	-16 dBm0	• 7	-31 dBm0	• 8	-4 dBm0	• 9	-5 dBm0	• 10	-6 dBm0	basic-22 basic-4.0
<u>Codes</u>	<u>Level Values</u>																								
• 1	-11 dBm0																								
• 2	-12 dBm0																								
• 3	-13 dBm0																								
• 4	-14 dBm0																								
• 5	-15 dBm0																								
• 6	-16 dBm0																								
• 7	-31 dBm0																								
• 8	-4 dBm0																								
• 9	-5 dBm0																								
• 10	-6 dBm0																								
MFLT1	(0)-15	<p>Multifrequency transmit level code for Identifier 1 for Small System and MG 1000E. Refer to the MFLT0 prompt for a listing of codes and level values for MFLT1.</p>	basic-22 basic-4.0																						
MFRL	0-(2)-3	Multifrequency minimum Receiver Level for XMFC/ XMFE (NT5K21) for only Meridian 1 (superloop)	xpe-16																						

Prompt	Response	Comment	Pack/Rel
		<ul style="list-style-type: none"> • <u>Codes</u> <u>Level Values</u> • 0 -28 dBm0 • 1 -32 dBm0 • 2 -36 dBm0 • 3 -40 dBm0 	
MINL	3-(42)-48	<p>Minimum accept Level for Digitone receivers. Input is a multiple of 3 dBm:</p> <ul style="list-style-type: none"> • 3 = -3 dBm • 6 = -6 dBm • 9 = -9 dBm • ... • 48 = -48 dBm <p>Input that is not a multiple of 3 is rounded down to a valid multiple of 3. With UK package (190) default value for MINL = 45 (-45 dBm). Recommended country specific MINL values follow:</p> <ul style="list-style-type: none"> • <u>Country</u> - <u>MINL</u> • Denmark -45 dBm • France -30 dBm • Germany -30 dBm • Holland -30 dBm • New Zealand -45 dBm • Norway -45dBm • Spain -30 dBm • Sweden -28 dBm • Switzerland -30 dBm • U.K. 33/50 -45 dBm • U.K. 330/440 -45 dBm 	xpe-16
MOPT	0-11	Meridian Mail Option	xpe-16
MVT	100-(400)-1600		xpe-16

Prompt	Response	Comment	Pack/Rel
		<p>Minimum Validation Time for 1st Dial Tone Input is a multiple of 100 ms:</p> <ul style="list-style-type: none"> • 100 = 100 ms • 200 = 200 ms • 300 = 300 ms • ... • 1600 = 1600 ms (1.6 sec) <p>Input that is not a multiple of 100 is rounded down to a valid multiple of 100. With UK package (190) default value for MVT = 300. Recommended country specific MVT values follow:</p> <ul style="list-style-type: none"> • <u>Country</u> - <u>MVT</u> • Denmark 1200 ms • France 1000 ms • Germany 0900 ms • Holland 1200 ms • New Zealand TBD • Norway 1000 ms • Spain 1000 ms • Sweden 0300 ms • Switzerland 0400 ms • U.K. 33/50 0300 ms • U.K. 330/440 0300 ms 	
NATP	(NO) YES	North American Transmission Plan for generic XFCOT	xpe-18
NNDC	5-(7)-8	<p>No-New-Data-Calls condition Threshold</p> <p>NNDC defines the bit error rate (BER) for Signal Degrade, calculated by the loadware. The actual range is 10-5 to 10-8. The value entered here is the absolute value to the power of 10 (logarithmic scale).</p>	rem_ipe-22

Prompt	Response	Comment	Pack/Rel
P10P	0-(30)-255	Primary 10 Pulses per second Tone table index for primary 10 pulses per second (pps) digit set. Use 30 for North American tones.	xct-15
P10R	(50)-70	Primary Pulse 10 Ratio (make-break ratio for 10 PPS dial pulse dialing) Range is 50% to 70%, in steps of 1. For example, at 70% the signal is on for 30 ms and off for 70 ms producing the 100 ms cycle for one pulse. To use on individual XUT, XUTJ and XEM trunks, set CLS to P10 in LD 14. For either XUT, XUTJ and XEM trunks specified or Option 11C DTI2 trunks.	xpe-16
P12R	(50)-70	Secondary Pulse 10 Ratio (make-break ratio for 10 PPS dial pulse dialing) Range is 50% to 70%, in steps of 1. For example, at 70% the signal is on for 30 ms and off for 70 ms producing the 100 ms cycle for one pulse. To use on individual XUT, XUTJ and XEM trunks, set CLS to P12 in LD 14. For either XUT, XUTJ and XEM trunks specified or Option 11C DTI2 trunks.	xpe-16
P20R	(50)-70	Pulse 20 Ratio (make-break ratio for 20 PPS dial pulse dialing) Range is 50% to 70%, in steps of 1. For example, at 70% the signal is on for 15 ms and off for 35 ms producing the 50 ms cycle for one pulse. To use on individual XUT, XUTJ and XEM trunks, set CLS to P20 in LD 14. For either XUT, XUTJ and XEM trunks specified or Small System DTI2 trunks.	xpe-16
PAGT	0-31	Paging Trunk. Enter the coded Transmit (D/A) Input/Output Relative Level.	xpe-18

Prompt	Response	Comment	Pack/Rel
PWD2	xxxx	<p>Password 2</p> <p>Second Level Administration Password as defined in LD 17. This password is required to "Disable" an active Table or "Create" a customized Table.</p> <p>PWD2 is prompted if STYP or DTYP = CSTM or DISL, or if the user is not logged in using Loss Planning Allowed password.</p>	
RANR	8-39	<p>Recorded Announcement trunk</p> <p>Enter the coded Receive (A/D) Input/Output Relative Level</p> <p>.</p>	xpe-18
REQ		Request	xpe-15
	CHG	Modify existing data	
	END	Exit overlay	
	PRT	Print data block	
RGTP	(8) 16	<p>Ringling Generator Type (8 or 16 concurrent ringers; 16 requires NT6D42CA Ringling Generator). This prompt determines the maximum number of 500/2500 telephones which can be in the active ringling state at the same time.</p> <p>CAUTION: Do not set RGTP = 16 if you do not have the NT6D42 ringling generator. Exceeding the ringer capacity may cause intermittent overload alarms on the ringling generator.</p> <p>The value is not passed to the Peripheral Controller card immediately after service change. That information is downloaded when the card is enabled.</p>	xpe-18

Prompt	Response	Comment	Pack/Rel																																				
S10P	0-(31)-255	<p>Secondary 10 Pulses per second</p> <p>Tone table index for secondary 10 pulses per second (pps) digit set. Use 31 for North American tones. Tone tables are defined in LD 56.</p>	xct-15																																				
SLOT	(L) R	<p>Network Card is in Left or Right slot</p> <p>Enter L (left) if the Network Card is located in the lower numbered network pair. For example, in superloop 0, enter L if the Network Card sits in the slot for network loops 0/1, enter R (right) for 2/3.</p>	xpe-15																																				
SSC	(0)-15	<p>Second Stage Configuration. Where:</p> <ul style="list-style-type: none"> 0 = Second Stage Dial Tone Detection and uses same parameters as defined for first stage. 1-15 = Reserved for future use. <p>Recommended country specific SCC values follow:</p> <table border="0"> <thead> <tr> <th><u>Country</u></th> <th>-</th> <th><u>SSC</u></th> </tr> </thead> <tbody> <tr><td>• Denmark</td><td></td><td>0</td></tr> <tr><td>• France</td><td></td><td>0</td></tr> <tr><td>• Germany</td><td></td><td>0</td></tr> <tr><td>• Holland</td><td></td><td>0</td></tr> <tr><td>• New Zealand</td><td></td><td>0</td></tr> <tr><td>• Norway</td><td></td><td>0</td></tr> <tr><td>• Spain</td><td></td><td>0</td></tr> <tr><td>• Sweden</td><td></td><td>0</td></tr> <tr><td>• Switzerland</td><td></td><td>0</td></tr> <tr><td>• U.K. 33/50</td><td></td><td>0</td></tr> <tr><td>• U.K. 330/440</td><td></td><td>0</td></tr> </tbody> </table>	<u>Country</u>	-	<u>SSC</u>	• Denmark		0	• France		0	• Germany		0	• Holland		0	• New Zealand		0	• Norway		0	• Spain		0	• Sweden		0	• Switzerland		0	• U.K. 33/50		0	• U.K. 330/440		0	xpe-16
<u>Country</u>	-	<u>SSC</u>																																					
• Denmark		0																																					
• France		0																																					
• Germany		0																																					
• Holland		0																																					
• New Zealand		0																																					
• Norway		0																																					
• Spain		0																																					
• Sweden		0																																					
• Switzerland		0																																					
• U.K. 33/50		0																																					
• U.K. 330/440		0																																					
STYP	(PRED) CSTM	<p>Predefined Static Loss Plan table</p> <p>Customized Static Loss Plan table (user is prompted to input required PORT TYPE LI LO values)</p>	xpe-18																																				

Prompt	Response	Comment	Pack/Rel
	DISL	<p>Disable current active table (disables Static Loss Plan downloading)</p> <p>Only 1 Static Loss Plan table, either predefined or customized, exists within the system.</p> <p>When Dynamic Loss Switching is ENABLED then the Static Loss Plan Table is used as the "B34 DYNAMIC LOSS SWITCHING BASE TABLE" of values.</p> <p>If an entry is customized, other entries in this table and in the Alternative Table (TTYP = DYNM) should be re-examined in case possible adjustment is necessary.</p> <p>Dynamic Pad Switching continues for non-B34 cards (EPE, XUT, XEM).</p>	
SUPL		Superloop in multiples of 4 (0,4,8,12...)	
	0-156	<p>Superloop in multiples of 4, where:</p> <ul style="list-style-type: none"> • 0-15 = physical range of loops for Opt 51C • 0-31 = physical range of loops for Opt 61C • 0-159 = physical range of loops for Opt 81C • 0-72 = physical range of loops for Small Systems <p>Note: Loops 0-72 translates to cards 0-50 for TN mapping</p>	xpe-20
	0-252	<p>Superloop in multiples of 4 for systems with Fibre Network Fabric, where:</p> <ul style="list-style-type: none"> • 0-255 = physical range of loops for Opt 81C with Fibre Network Fabric 	fnf-25
	0-252	<p>Superloop in multiples of 4 for CS 1000E</p> <p>Note: A superloop cannot have both phantom and virtual sets on it and therefore must be configured as either phantom or virtual. Preceed with "N" to designate phantom and "V" to designate virtual.</p>	basic-4.00
	N0-N156	Phantom superloop in multiples of 4	
	N0-N252	Phantom superloop in multiples of 4 for systems with Fiber Network Fabric	

Prompt	Response	Comment	Pack/Rel
	N0-N252	Superloop in multiples of 4 for CS 1000E	basic-4.00
	N96-N112	Phantom superloop in multiples of 4 for Small Systems	
		Note: Loops 96-112 translates to cards 61-99 for phantom TN mapping on Small Systems.	
	V0- V156	Virtual superloop in multiples of 4 for Large Systems without Network Capacity Expansion package.	basic-25
	V0- V252	Virtual superloop in multiples of 4 for systems with Fibre Network Fabric	
	V0-V252	Superloop in multiples of 4 for CS 1000E	basic-4.00
	V96- V112	Virtual superloop in multiples of 4 for Small Systems and CS 1000S	basic-2.0
		Note: Loops 96-112 translates to cards 61-99 for virtual TN mapping on Small Systems.	
		Note: Nortel recommends programming Phantom and Virtual loops from the highest loop number backward to prevent moving phantom and virtual units if the system can be expanded in the future.	
SUPT	(STD)	Standard Superloop type (normal copper cable connecting an XNET to XPEC)	rem_ipe-21
	CARR	Carrier Link Superloop type: this connects an Local Carrier Interface (LCI) to a Remote Carrier Interface (RCI)	
	FIBR	Fiber Link [connects a Fiber Network NT1P61 Card (FNET) to a Fiber IPE Controller Card NT1P62 (FPEC)]	
	IPMG	MG 1000E superloop	ipmg-4.0
T		Shelf 0 / 1 IPMG T Ethernet Port Designator.	basic-5.00
	d d	1-16 alphanumeric characters.	
	<CR>	default value	
		Applicable only to MGC based IPMGs.	
T2		Shelf 0 / 1 IPMG T2 Ethernet Port Designator.	

Prompt	Response	Comment	Pack/Rel
	d d	1-16 alphanumeric characters.	
	<CR>	default value	
		applicable to only MGC based IPMGs.	
T2WN	8-39 0-31	TIE trunk 2-Wire NTC (Non-Transmission Compensated) Class of Service	xpe-18
		Enter the coded Relative Input/Output Levels; the first field is the Receive (A/D) entry; the second field is the Transmit (D/A) entry.	
T2WT	8-39 0-31	TIE trunk 2-Wire TRC (Transmission Compensated) Class of Service	xpe-18
		Enter the coded Relative Input/Output Levels; the first field is the Receive (A/D) entry; the second field is the Transmit (D/A) entry.	
T2WV	8-39 0-31	TIE trunk 2-Wire VNL (Via Network Loss) Class of Service	xpe-18
		Enter the coded Relative Input/Output Levels; the first field is the Receive (A/D) entry; the second field is the Transmit (D/A) entry.	
T4WN	8-39 0-31	TIE trunk 4-Wire NTC (Non-Transmission Compensated) Class of Service	xpe-18
		Enter the coded Relative Input/Output Levels; the first field is the Receive (A/D) entry; the second field is the Transmit (D/A) entry.	
T4WT	8-39 0-31	TIE trunk 4-Wire TRC (Transmission Compensated) Class of Service	xpe-18
		Enter the coded Relative Input/Output Levels; the first field is the Receive (A/D) entry; the second field is the Transmit (D/A) entry.	

Prompt	Response	Comment	Pack/Rel
T4WV	8-39 0-31	TIE trunk 4-Wire VNL (Via Network Loss) Class of Service Enter the coded Relative Input/Output Levels; the first field is the Receive (A/D) entry; the second field is the Transmit (D/A) entry.	xpe-18
TDP	(15)-1275	Timer - Dial Pulse Minimum time for dial pulse for Extended Flexible Analog Line Card (XFALC) NT5K02. Inputs in increments of 5 milliseconds. CDP must be greater than Minimum Switchhook Flash.	xpe-18
TDPO	15-(150)-1275	Timer - Dial Pulse On Maximum time for dial pulse for Extended Flexible Analog Line Card (XFALC) NT5K02. Inputs in increments of 5 milliseconds. TDPO must be greater than or equal to TDP.	xpe-18
TID	0-(150)-1275	Timer - InterDigit. Interdigit time for Extended Flexible Analog Line Card (XFALC) NT5K02. Inputs in increments of 5 milliseconds.	xpe-18
TNS	0-1000	Maximum number of Terminal Numbers	xpe-18
	0-32767	Maximum number of Terminals	
TNUM	xx	Predefined Table Number to be used. Prompted if PRED is selected. There is no default. Where: <ul style="list-style-type: none"> • xx = 1-27 when TTYP = STAT • xxx = 1-5 when TTYP = DYNM 	xpe-18

Prompt	Response	Comment	Pack/Rel
--------	----------	---------	----------

Following is the list of predefined tables.

A table noted as ETSI Mode of Operation should be used only on systems where all Peripheral cards are equipped with the B34 Codec.

A table noted as Existing Mode of Operation should be used on systems where all Peripheral cards are not equipped with the B34 Codec.

For TTYP = STAT, the predefined tables are:

TNUM	Country	Mode
1	Austria & Greece	ETSI
2	Austria	Existing
3	Belgium	ETSI
4	Belgium	Existing
5	Denmark	ETSI
6	Denmark	Existing
7	Finland	ETSI
8	Germany	ETSI/Existing
9	Italy	ETSI
10	Italy	Existing
11	Netherlands	ETSI
12	Netherlands	Existing
13	Norway	ETSI
14	Norway	Existing
15	Portugal	ETSI
16	Greece & Portugal	Existing
17	Spain	ETSI/Existing
18	Sweden	ETSI/Existing
19	Switzerland	ETSI
20	Switzerland	Existing
21	U.K.	ETSI/Existing
22	France	ETSI
23	France	Existing
24	New Zealand	Existing

TNUM	Country	Mode
25	Australia	Existing
26	China - hybrid	EPE and IPE
27	China - pure	IPE system

For TTYP = DYNM the predefined tables are:

TNUM	Country	Mode
1	New Zealand	Existing
2	Australia	Existing
3	Italy	Existing
4	China	EPE and IPE
5	China	IPE system

Prompt	Response	Comment	Pack/Rel
TOHV	0-(250)-1275	Timer - Off-Hook Validation Off-Hook Validation timer for Extended Flexible Analog Line Card (XFALC) NT5K02. Inputs in increments of 5 milliseconds.	xpe-18
TPF	0-(200)-1275	Timer - Post Flash Post Flash timer for Extended Flexible Analog Line Card (XFALC) NT5K02. Inputs in increments of 5 milliseconds. Prompted with Multi-Party Operations (MPO) package 141.	xpe-18
TTYP	(STAT) DYNM	B34 Static Loss Plan Table Type to be installed/modified B34 Dynamic Loss Plan Alternative Level Table Type to be installed/modified A B34 Static Loss Plan Table must be installed before B34 Dynamic Loss Switching can be enabled. Therefore, if TTYP= DYNM, and the existing STYP = "DISL", then error message SCH5838 is printed, and TTYP is re-prompted.	xpe-18

Prompt	Response	Comment	Pack/Rel
TYPE		Type of data block	xpe/msdl-18
		When modifying IPE system parameters, the system must initialize for the changes to come into effect. The loop number for the NT8D17 Conference/TDS/MFS card is defined by prompt XCT in LD 17.	
	BTD	Busy Tone Detection	
	DTD	Dial Tone Detection parameters	
	DTR	Digitone Receiver parameters	
	FDL	Flash Download for M3900 telephones	
	FIRP	Fiber Remote Parameters	
	LOSP	Loss Plan Tables	
	SYSM	System parameters for MSDL/MISP cards.	
	SYSP	System parameters. When modifying the IPE system parameters, the system must initialize for the changes to come into effect.	
	SUPL	Superloop parameters	
	XCTP	Conference/TDS/MF Sender card parameters. The loop number for the NT8D17 Conference/TDS/MFS card is defined by prompt XCT in LD 17.	
	XPE	Extended Peripheral Equipment shelves	
XNPD	28	Network loop number for Extended Network/ Peripheral equipment controller/ Digitone receiver (XNPD) card	xpe-15
		The NT8D18 card contains a superloop and 8 Digitone Receivers. The Digitone Receivers are defined in LD 13.	

Prompt	Response	Comment	Pack/Rel
XPE	1-95 <CR>	<p>Extended Peripheral Equipment controller</p> <p>All Extended Peripheral Equipment controllers</p> <p>The output format for Peripheral Controller data is:</p> <p>SO S1 S2 S3 LOC DISRGTP</p> <p>xx yyy yyy yyy yyy zzz YES/NO rr</p> <p>Where:</p> <ul style="list-style-type: none"> • xx = Controller number • yyy = superloop number for each segment • zzz = location code entered with prompt LOC • DIS = YES of NO (Peripheral Controller disabled) • RGTP = 8 or 16 (Ringing Generator Type) 	xpe-15
	1-99	Systems with Fibre Network Fabric	fnf-25
XPE0	x y z	<p>Extended Peripheral Equipment controller 0</p> <p>Peripheral Controller number, starting segment and ending segment</p> <p>Define the superloop configuration, where:</p> <ul style="list-style-type: none"> • x = Controller number (1-95) for superloop's shelf 0 • y = starting shelf segment number (0-3) • z = ending shelf segment number (0-3) <p>Enter: X to remove XPE0 or <CR> Return to REQ prompt.</p>	xpe-15

Prompt	Response	Comment	Pack/Rel
XPE1	x y z	<p>Extended Peripheral Equipment controller 1 Peripheral Controller number, starting segment and ending segment</p> <p>Define the superloop configuration, where:</p> <ul style="list-style-type: none"> • x = Controller number (1-95) for superloop's shelf 1 • y = starting shelf segment number (0-3) • z = ending shelf segment number (0-3) <p>Enter:</p> <ul style="list-style-type: none"> • X to remove XPE1 • <CR> Return to REQ prompt. 	xpe-15
XPEC	(0)-95	<p>Extended Peripheral Equipment Controller (assign Peripheral Controller numbers; 0 for automatic)</p> <p>Block is built with segments of the peripheral shelf (RCI or FXPEC) which are associated with this SUPL (LCI or FXNET)</p> <p>Where:</p> <p>0 = Automatically assign Controller numbers. The system assigns the next available Controller number. 0 cannot be assigned for XPND.</p> <p>1-95 = Manually assign Controller numbers</p> <p>Precede with X to remove. Remove all cards/TNs in the Controller shelf first. XPEC is prompted if SUPT=CARR or FIBR.</p>	xpe-15

Prompt	Response	Comment	Pack/Rel																
	1-95	<p>Extended Peripheral Equipment Controller if SUPT = CARR or FIBR.</p> <p>If SUPT = CARR, the superloop block is built with all segments (0-3) of the peripheral shelf (RCI) and associated with this SUPL (LCI). This ensures that one LCI is configured to only one RCI, and that all segments on the RCI are associated with the LCI.</p> <p>If SUPT = FIBR, the superloop block is built with default Fiber remote parameters and all segments (0-3) of the peripheral shelf (FPEC) are associated with this SUPL (FNET).</p>	rem_ipe-21																
XSMN	(0)-63	XSM address on the remote shelf. (0) means not configured. XSMN applies only to Wall-Mounted remotes.	rem_ipe-22																
XTDT	(0)-7	<p>Extended Tone Detection Table</p> <p>XTDT table number in which all the following parameters are stored.</p> <p>Table 0 can be changed but must not be removed. Table 0 always exists and is initialized to default values. With UK package (190) Table 0 defaults are:</p> <table border="1"> <thead> <tr> <th><u>Parameter</u></th> <th><u>Value</u></th> </tr> </thead> <tbody> <tr> <td>DFQ</td> <td>0</td> </tr> <tr> <td>MDL</td> <td>- 30 dBm</td> </tr> <tr> <td>MVT</td> <td>300 ms</td> </tr> <tr> <td>BRK</td> <td>0 ms</td> </tr> <tr> <td>CAD</td> <td>0</td> </tr> <tr> <td>SSC</td> <td>0</td> </tr> </tbody> </table> <p>Without UK package (190) Table 0 defaults are:</p> <table border="1"> <thead> <tr> <th><u>Parameter</u></th> <th><u>Value</u></th> </tr> </thead> <tbody> </tbody> </table>	<u>Parameter</u>	<u>Value</u>	DFQ	0	MDL	- 30 dBm	MVT	300 ms	BRK	0 ms	CAD	0	SSC	0	<u>Parameter</u>	<u>Value</u>	xpe-16
<u>Parameter</u>	<u>Value</u>																		
DFQ	0																		
MDL	- 30 dBm																		
MVT	300 ms																		
BRK	0 ms																		
CAD	0																		
SSC	0																		
<u>Parameter</u>	<u>Value</u>																		

Prompt	Response	Comment	Pack/Rel
		DFQ	4
		MDL	-20 dBm
		MVT	400 ms
		BRK	0 ms
		CAD	0
		SSC	0
ZONE0 / 1	0-255	Shelf 0 or 1 IPMG cabinet zone number Note: ZONEs used for IPMG purposes must be configured as SHARED so that other IP devices that are not in the same ZONE can gain access to the IPMG devices.	basic-5.00

LD 117: Ethernet and Alarm Management

This overlay has a command format that allows the administrator to:

- configure the Alarm Management feature
- identify all system alarms
- configure IP network interface addresses
- perform all IP network related maintenance and diagnostic functions

Both Administration and Maintenance commands appear in this overlay, therefore this overlay is present in both of the CS 1000 software reference NTPs *Software Input Output Reference - Administration* (NN43001-611) and *Software Input Output Reference - Maintenance* (NN43001-711).

Command format

LD 117 uses a command line input interface (input parser) that has the following general structure (where "=>" is the command prompt):

=> COMMAND OBJECT [(FIELD1 value) (FIELD2 value)... (FIELDx value)]

LD 117 offers the administrator the following configuration features:

- **Context Sensitive Help** - Help is offered when "?" is entered. The Help context is determined by the position of the "?" entry in the command line. If you enter "?" in the COMMAND position, Help text appears that presents all applicable command options. If you enter "?" in the OBJECT position, HELP text appears that presents all applicable OBJECT options.
- **Abbreviated Inputs** - The new input parser recognizes abbreviated inputs for commands, objects and object fields. For example, "N" can be entered for the command "NEW" or "R" can be entered for the object "Route".

- **Optional Fields** - Object fields with default values can be bypassed by the user on the command line. For example, to configure an object which consists of fields with default values, enter the command, enter the object name, press <return>, and the object is configured with default values. All object fields do not have to be specified. For CS 1000S systems both the optional fields <cab> and <port> refer to the MG 1000S number.
- **Selective Change** - Instead of searching for a prompt within a lengthy prompt-response sequence, "Selective Change" empowers the administrator to directly access the object field to be changed.
- **Service Change Error Message Consistency** - The parser simplifies usage of service change error messages. LD 117 displays only SCH0099 and SCH0105.

Alarm Management capability

With the Alarm Management feature, all *processor-based system events* are processed and logged into a new disk-based System Event List (SEL). Events which are generated as a result of administration activities, such as SCH or ESN error messages, *are not* logged into the SEL. Events which are generated as a result of maintenance or system activities, like BUG and ERR error messages, *are* logged into the SEL. Unlike the previous System History File, this new System Event List survives Sysload, Initialization and power failures.

Feature packaging

With the exception of the Alarm Notification subfeature, the Alarm Management feature is optional. It is a major enhancement to the existing Alarm Filtering (ALRM_FILTER) package 243.

The Event Collector

The Event Collector captures and maintains a list of all processor-based system events. The Event Collector also routes critical events to FIL TTY ports and lights the attendant console minor alarm lamp as appropriate. The System Event List (SEL) can be printed or browsed.

The Event Server

The *Event Server* consists of two components:

1. **Event Default Table (EDT)**: This table associates events with a default severity. By using the CHG EDT command in LD 117, the EDT is overridden so that all events default to a severity of either INFO or MINOR. The EDT is viewed in LD 117. The Default Table is stored in a disk file but is scanned into memory on start-up for rapid run-time access.

Table 27
Sample Event Default Table (EDT)

Error Code	Severity
ERR220	Critical
IOD6	Critical
BUG4001	Minor

Note: Error codes which do not appear in the EDT is assigned a default severity of MINOR.

2. Event Preference Table (EPT): This table contains site-specific preferences for event severities as well as criteria for severity escalation and alarm suppression. The administrator configures the EPT to:
 - a. override the default event severity assigned by the default table
or
 - b. escalate event severity of frequently occurring minor or major alarms.

Table 28
Sample Event Preference Table (EPT)

Error Code	Severity	Escalate Threshold (events/60 sec.) (see Note 2)
ERR??? (see Note 1)	Critical	5
INI???	Default	7
BUG1??	Minor	0
HWI363	Major	3

Note 1: The "?" is a wildcard. See the section below for explanation of wildcard entries.

Note 2: The window timer length defaults to 60 seconds. However, this value can be changed by the Administrator. Read "[Global window timer length](#)" (page 1122) for more information.

Wildcards

The special wildcard character "?" can be entered for the numeric segment of an error code entry in the EPT to represent a range of events. All events in the range indicated by the wildcard entry can then be assigned a particular severity or escalation threshold.

For example, if "ERR???" is entered and assigned a MAJOR severity in the EPT, all events from ERR0000 to ERR9999 are assigned MAJOR severity. If "BUG3?" is entered and assigned an escalation threshold of 5, the severity of all events from BUG0030 to BUG0039 is escalated to the next higher severity if their occurrence rate exceeds 5 per time window.

The wildcard character format is as follows:

- ERR? = ERR0000 - ERR0009
- ERR?? = ERR0010 - ERR099
- ERR??? = ERR0100 - ERR0999
- ERR???? = ERR1000 - ERR9999

Escalation and suppression thresholds

The escalation threshold specifies a number of events per window timer length that, when exceeded, causes the event severity to be escalated up one level. The window timer length is set to 1 minute by default. Escalation occurs only for minor or major alarms. Escalation threshold values must be less than the universal suppression threshold value.

A suppression threshold suppresses events that flood the system and applies to all events. It is set to 15 events per minute by default.

Global window timer length

Both the escalation and suppression thresholds are measured within a global window timer length. The window timer length is set to 1 minute by default. However, the window timer length can be changed by using the CHG TIMER command in LD 117.

TTY output format of events

TTY event output can be formatted or unformatted. Formatted output is also called fancy format. Output format is configurable in LD 117 using the CHG FMT _OUTPUT command.

Fancy format output

Formatted output appears in the following template: <severity> <report id> <date> <time> <prim_seq_no> <cp_id> <cp_ad>
 DESCTEXT: <descriptive text>
 OPRDATA: <operator data>
 EXPDATA: <expert data>

Field	Description
<severity>	***** (critical); **** (major); *** (minor); " (blank for info)

Field	Description
<report id>	The report ID consists of an event category (e.g. BUG, ERR, etc.) and an event number (1200, 230, etc.). It is padded with blanks at the end to ensure it is 9 characters long (4 characters maximum for category and 5 digits maximum for number). Examples of report IDs are: ACDxxxx, ERRxxx and BUGxx, where x = 0-9.
<date>	DD/MM/YY
<time>	HH:MM:SS
<prim_seq_no>	Primary sequence number of the event (length of 5 digits)
<cp_id>	The Component ID is a 15 character string which indicates the ID of the subsystem generating the alarm
<cp_ad>	The Component address is a 15 character string which indicates the address of the subsystem generating the event
<descriptive text>	This is an optional string which describes an event
<operator data>	This is an optional field which holds a 160 character string containing extra text or data to assist the operator in clearing a fault. This field contains any data output with a filtered SL-1 alarm (e.g. loop number, TN, etc.)
<expert data>	This is an optional variable length character string which contains extra text or data for a system expert or designer.

The following are samples of fancy format output:

```
*** BUG015 15/12/95 12:05:45 00345
EXPDATA: 04BEF0FC 05500FBA 05500EE2 05500EC6 05500EAA
BUG015 + 05500E72 + 05500E56 + 0550D96 + 055053A + 04D84E02 +
04D83CFC
BUG015 + 04D835CA 04D81BAE 04D7EABE 04F7EABE 04F7EDF2 04F7EFC
04F7E1B0
* ERR00220 15/12/92 12:05:27 00346
OPRDATA: 51
VAS0010 15/12/92 12:06:11 00347 VMBA VAS 5
```

Unformatted Output

Unformatted data consists of only the report ID and perhaps additional text. The following is a sample of unformatted output:

```
BUG015
BUG015 + 04BEF0FC 05500FBA 05500EE2 05500EAA 0550E8E
BUG015 + 05500E72 05500E56 05500D96 0550053A 04D84E02
BUG015 + 04D835CA 04D81BAE 04D7EABE 04F7EDF2 04F7E2FC 04&E1B0
BUG015 + 04F7E148
ERR00220 51
VAS0010
```

Ethernet and Point-to-Point Protocol

LD 117 is used to configure and manage an IP network interface. The large systems are hardware-equipped with an Ethernet controller on the I/O processor (IOP) card. Each IOP card is equipped with a Local Area Network Controller for Ethernet (LANCE) which is preconfigured with an unique Ethernet address.

The Small Systems and CS 1000S systems can be hardware-equipped with Ethernet daughterboards on the System Controller card. They support both Ethernet and Point-to-Point Protocol.

For large systems, the unique 48-bit long physical address (Ethernet address) is assigned to the Ethernet controller on the IOP. On a single CPU M1 system, there is only one IOP which contains one Ethernet interface and an IP address which must be configured. Single CPU systems use only a Primary IP address.

On a redundant or dual CPU M1 system, two IP addresses must be specified: Primary and Secondary. A dual CPU M1 system operating normally uses the Primary IP address. A dual CPU M1 system operating in split mode (the mode used only when upgrading software or hardware) uses the Secondary IP address.

Remote access to the switches is made possible with Point-to-Point Protocol (PPP). LD 117 is used to configure IP addresses for Point-to-Point Protocol.

The large system Ethernet interface is provided by the IOP card with AUI cable on the back panel on Options 51C, 61C, 81 and 81C. The Small System provides an Ethernet interface through an ethernet connection on the main cabinet. The CS 1000S system provides an Ethernet interface through an ethernet connection on the Call Server. The Point-to-Point Protocol (PPP) is established via asynchronous connection to any system SDI port. The IP addresses for Ethernet and PPP interface are configured in Overlay 117, and defaults are available for all new installations and upgrades.

How to Configure Ethernet and Point-to-Point Protocol

The following tables explain how to configure IP addresses for Ethernet and Point-to-Point Protocol. These two tables are followed by examples.

Configure ELAN IP address for the Ethernet Interface (10BaseT)	
Step	Action
1	Load Overlay 117
2	Create host entries

Configure ELAN IP address for the Ethernet Interface (10BaseT)

Step	Action
3	Assign host to primary and/or secondary IP address(es)
4	Set up Ethernet subnet mask
5	Set up routing entry

Configure ELAN IP address for the Point-to-Point Protocol Interface (10BaseT)

Step	Action
1	Load Overlay 117
2	Create host entries
3	Assign host to primary and/or secondary IP address(es)

Example 1**Configure ELAN IP address for the Ethernet Interface (10BaseT)**

Given: Primary IP address: 47.1.1.10 ; Secondary IP address: 47.1.1.11; Subnet mask: 255.255.255.0; Default Gateway IP: 47.1.1.1

Step	Action
1	Load Overlay 117
2	Create host entries. Enter one of the following commands: NEW HOST PRIMARY_IP 47.1.1.10 NEW HOST GATEWAY_IP 47.1.1.1 (if connected to customer LAN) NEW HOST GATEWAY_IP 47.1.1.1 (if connected to customer LAN)

Note 1: For a single CPU machine, the secondary IP is not used.

Note 2: The secondary IP is accessible only when a system is in split mode.

Note 3: The subnet mask must be the same value used for the system Ethernet network.

Note 4: The system private Ethernet (ELAN subnet) is used for system access and control. Use an internet gateway to isolate the system private Ethernet from the Customer Enterprise Network.

Note 5: Routing information is required if an internet gateway or router connects a system private network (ELAN subnet) to the Customer Enterprise Network. New routes use network IPV4 classification to determine the whether the route is network or host based.

Note 6: INI is required for the activation of subnet Mask.

Example 1
Configure ELAN IP address for the Ethernet Interface (10BaseT)

- 3** Assign host to primary and/or secondary IP address(es). Enter one of the following commands:
- CHG ELNK ACTIVE PRIMARY_IP
- CHG ELNK INACTIVE SECONDARY_IP (for Dual CPU only)
- Verify your IP address for Ethernet by entering the PRT ENLK command.
- Note:** To reuse the active host entry and/or associated IP address, the existing entry must be removed. Prior to removing the existing entry, you must first create a temporary host entry and make it active. Out the original host entry, then proceed to Step 2.
- 4** Set up Ethernet subnet mask. Enter the command:
- CHG MASK 255.255.255.0
- Verify subnet mask setting by entering the command: PRT MASK
- 5** Set up routing entry. Enter the command:
- NEW ROUTE 0.0.0.0 47.1.1.1 (if connected to customer LAN)
- Where: 0.0.0.0 = destination network IP and 47.1.1.1 = default gateway IP
- Note:** When more than one gateway exists, replace 0.0.0.0 with the destination network address for each entry of the routing table.
- Verify default routing by entering the command: PRT ROUTE

- Note 1:** For a single CPU machine, the secondary IP is not used.
- Note 2:** The secondary IP is accessible only when a system is in split mode.
- Note 3:** The subnet mask must be the same value used for the system Ethernet network.
- Note 4:** The system private Ethernet (ELAN subnet) is used for system access and control. Use an internet gateway to isolate the system private Ethernet from the Customer Enterprise Network.
- Note 5:** Routing information is required if an internet gateway or router connects a system private network (ELAN subnet) to the Customer Enterprise Network. New routes use network IPV4 classification to determine the whether the route is network or host based.
- Note 6:** INI is required for the activation of subnet Mask.

Example 2
Configure ELAN IP address for the Point-to-Point Protocol Interface (10BaseT)

Given: Local IP address: 172.1.1.1; Remote IP address 100.1.1.1

Step	Action
------	--------

Example 2**Configure ELAN IP address for the Point-to-Point Protocol Interface (10BaseT)**

- | | |
|----------|--|
| 1 | Load Overlay 117 |
| 2 | Create host entries. Enter one of the following commands:

NEW HOST LOCAL_PPP 172.1.1.1

NEW HOST REMOTE_PPP 100.1.1.1 (this entry is optional) |
| 3 | Assign host to primary and/or secondary IP address(es). Enter one of the following commands:

CHG PPP LOCAL LOCAL_PPP 0 (always use interface #0)

CHG PPP REMOTE REMOTE_PPP 0 (this entry is optional)

Verify your IP address(es) for PPP by entering the PRT PPP command. |

Command descriptions

Command	Definition	Description
****	Abort	Abort overlay or Printing if it is printing an Inventory file
BROWSE	Browse	Browse an existing System Event List
CHG	Change	Change/modify object configuration
DIS	Disable	Disable Point-to-Point Protocol
ENL	Enable	Enable Point-to-Point Protocol
INV GENERATE	Enable	Enable inventory
INV MIDNIGHT	Enable	Set Midnight routine for inventory
INV PRT	Print	Print out the status of the Inventory feature
NEW	New	Add and configure new object
OUT	Out	Delete existing object
PRT	Print	Print configuration of existing object
RST	Reset	Reset Object
SET	Set	Set ELNK subnet mask to configured value
STAT	Status	Display object statistics
STIP	Status	Display resource locator module information
TEST	Test	Test Object
UPDATE	Update	Update INET database

Object descriptions

Object	Description
DBS	Database
DNIP	IP address of IP Phone
EDT	Event Default Table: Table of default event entries and associated severities
ELNK	Ethernet interface
ELNK ACTIVE	Active Ethernet Link: Change the Primary IP address and host name
ELNK INACTIVE	Inactive Ethernet Link: Change the Secondary IP address and host name
EPT	Event Preference Table: Table of customer's event entries with associated severities
FMT_OUTPUT	Formatted Output: Determine if system events uses formatted (also called fancy) or unformatted output.
HOST	Host name
IPDN	IP address of configured DN
IPR	IP connectivity configuration associated with specified port
IPM	IP connectivity configuration associated with main cabinet
LDAPSYNC	LDAP server synchronization
MASK	Subnet mask
NDAPP	Name Directory application
OPEN_ALARM	Open Simple Network Management Protocol (SNMP) traps setting
PPP	Point-to-Point Protocol interface
PPP LOCAL	Local Point-to-Point Protocol interface address
PPP REMOTE	Remote Point-to-Point Protocol interface address
PTM	Point-to-Point Protocol idle Timer
ROUTE	Configure new routing entry
SELSIZE	System Event List Size: Number of events in System Event Log
SEL	System Event List
SUPPRESS	Number of times the same event is processed before it is suppressed.
SUPPRESS_ALARM	Severity level that triggers sending of alarms.
TIMER	Global window timer length

How to configure IP Connectivity with CS 1000S

The following tables explain IP Connectivity set-up using Bootp and Manual Configuration. The tables are followed by examples.

ATTENTION

CS 1000S does not support IP addresses of all zeros (0) or all ones (1).

Point-to-Point configuration - Call Server, Bootp is used

To configure Mac addresses for the MG 1000S 100BaseT daughterboard in a Point-to-Point configuration, use the following steps. Full IP connectivity configuration for the system is done on the Call Server side in OVL117. Bootp protocol is used to automatically configure IP parameter on the MG 1000S.

Configure MAC address for the 100BaseT daughterboard.

Step	Action
1	Load Overlay 117.
2	Configure MAC address.
3	Reboot Call Server.

Example 1**Configure MAC address for the 100BaseT daughterboard.**

Given: MAC address of the 100BaseT daughterboard on the MG 1000S:
00:90:cf:03:71:15
The MG 1000S is connected to the port number 1 of the Call Server.

Step	Action
1	Load Overlay 117.
2	Configure the MAC address. Enter the following commands: CHG IPR 1 00:90:cf:03:71:15 Verify the MAC address by entering the PRT IPR command.
3	Reboot the Call Server.

Recommended BootP configuration for Layer 2 LAN configuration - Call Server only

The following tables explain how to configure MAC and IP addresses for the 100BaseT daughterboard in a Layer 2 LAN configuration. Full IP connectivity configuration for the system occurs on the Call Server side in OVL117. The MG 1000S does not need to be configured. Bootp protocol is used to automatically configure IP parameter on the MG 1000S. BootP is the recommended Layer 2 configuration procedure.

Configure MAC and IP addresses for the Call Server and MG 1000S TLAN 100BaseT ports.

Step	Action
1	Load Overlay 117.
2	Configure the MAC and IP address of the MG 1000S 100BaseT.
3	Configure the IP address of the Call Server 100BaseT.
4	Reboot the Call Server.

**Example 2
Configure MAC and IP addresses for the Call Server and MG 1000S TLAN 100BaseT ports.**

Given:	MAC address of the 100BaseT daughter board on the MG 1000S: 00:90:cf:03:71:15; IP address of the MG 1000S 100BaseT: 47.147.75.101; Subnet Mask of the MG 1000S 100BaseT: 255.255.255.0; IP address of the Call Server 100BaseT: 47.147.75.100; Subnet Mask of the Call Server 100Base: 255.255.255.0; The MG 1000S is connected to the slot number 1 of the Call Server.
Step	Action
1	Load Overlay 117
2	Configure the MAC and IP address of the MG 1000S 100BaseT. Enter the following command: CHG IPR 1 00:90:cf:03:71:15 47.147.75.101 255.255.255.0 YES Verify by entering the command: PRT IPR 1
3	Configure the IP address of the Call Server 100BaseT. Enter the following command: CHG IPM 1 47.147.75.100 255.255.255.0 Verify by entering command: PRT IPM 1
4	Reboot the Call Server.

Manual Layer 2 configuration - Call Server and MG 1000S

When using manual configuration the following steps are required for both the Call Server and MG 1000S.

IP connectivity Layer 2 configuration for the Call Server side occurs in OVL117. These steps are followed to configure MAC and IP addresses for the 100BaseT daughterboard in a Layer 2 configuration on the Call Server side:

Configure MAC and IP addresses for the Call Server TLAN 100BaseT ports and subnet mask.

Step	Action
1	Load Overlay 117.
2	Configure the MAC and IP address of the MG 1000S 100BaseT.
3	Configure the IP address on the Call Server 100BaseT.
4	Reboot the Call Server.

Example 3**Configure MAC and IP addresses for the Call Server TLAN 100BaseT ports and subnet mask.**

Given:	IP address of the Call Server 100BaseT: 47.147.75.100; Subnet Mask of the Call Server 100BaseT: 255.255.255.0; The MG 1000S 1 is connected to the port number 1 of the 100BaseT daughterboard on the Call Server.
Step	Action
1	Load Overlay 117.
2	Configure the MAC and IP address of the MG 1000S 100BaseT. Enter the following command: CHG IPR 1 00:90:cf:03:71:15 47.147.75.101 255.255.255.0 YES Verify by entering the command: PRT IPR 1
3	Configure the IP address of the Call Server 100BaseT. Enter the following command: CHG IPM 1 47.147.75.100 255.255.255.0 Verify by entering the command: PRT IPM 1
4	Reboot the Call Server.

The Layer 2 IP connectivity configuration for the MG 1000S side occurs during system installation when Manual configuration has been chosen. These steps are followed to configure IP address for the 100BaseT daughter board in a Layer 2 configuration on the MG 1000S side: TTY needs to be connected to the MG 1000S.

Configure MAC and IP address for MG 1000S TLAN 100BaseT port.

Step	Action
1	Choose Manual configuration option from the installation menu.
2	Configure the IP address of the MG 1000S 100BaseT.

Configure MAC and IP address for MG 1000S TLAN 100BaseT port.

Step	Action
3	Configure the MG 1000S NetMask.
4	Configure the IP address of the Call Server.

Example 4**Configure MAC and IP address for MG 1000S TLAN 100BaseT port.**

Given:	IP address of the MG 1000S 100BaseT: 47.147.75.101; Subnet Mask of the MG 1000S 100BaseT: 255.255.255.0; IP address of the Call Server 100BaseT: 47.147.75.100; The MG 1000S is connected to slot number 1 of the Call Server.
Step	Action
1	IP parameters for this module are obtained by: <ul style="list-style-type: none"> 1. Automatically using BootP 2. Using Manual configuration
2	Enter the MG 1000S IP address: 47.147.75.101 Enter the MG 1000S NetMask: 255.255.255.0 Enter the Call Server IP address: 47.147.75.100 Note: If the MG 1000S IP address is on a subnet different than the Call Server IP address then the default MG 1000S Address (0.0.0.0) is required.

Manual Layer 3 configuration - Call Server and MG 1000S

The IP connectivity Layer 3 for the Call Server is configured in OVL117.

Note: For Layer 3, manual configuration is mandatory.

These steps are followed to configure MAC and IP addresses for the 100BaseT daughterboard in a Layer 3 configuration on the Call Server side:

Configure MAC and IP address and routing entry for the Call Server TLAN 100BaseT ports.

Step	Action
1	Load Overlay 117.

Configure MAC and IP address and routing entry for the Call Server TLAN 100BaseT ports.

Step	Action
2	Configure the MAC and IP address of the MG 1000S 100BaseT.
3	Configure the IP address of the Call Server 100BaseT.
4	Configure routing entry between the Call Server and MG 1000S.
5	Reboot the Call Server.

**Example 5
Configure MAC and IP address and routing entry for the Call Server TLAN 100BaseT ports.**

Given: IP address of the Call Server 100BaseT port 1: 47.147.10.100;
 Subnet Mask of the Call Server 100BaseT: 255.255.255.0;
 Gateway address on Call Server: 47.147.10.1;
 IP address of the MG 1000S 1: 47.147.20.101
 The MG 1000S 1 is connected to the port number 1 of the 100BaseT daughterboard on the Call Server.

Step	Action
1	Load Overlay 117.
2	Configure the MAC and IP address of the MG 1000S 100BaseT. Enter the following command: CHG IPR 1 00:90:cf:03:71:15 47.147.20.101 255.255.255.0 YES Verify by entering the command: PRT IPR 1
3	Configure IP address of the Call Server 100BaseT. Enter the following command: CHG IPM 1 47.147.10.100 255.255.255.0 Verify by entering command: PRT IPM 1
4	Configure new route to reach IPR: NEW ROUTE 47.147.20.0 47.147.10.1 0 1
5	Configure new route to reach IPM Local subnet: NEW ROUTE 47.147.10.0 47.147.20.100 0 1
6	Reboot Call Server.

The Layer 3 IP connectivity configuration for the MG 1000S side is configured during system installation when Manual configuration has been chosen. These steps are followed to configure IP address for the 100BaseT daughterboard in a Layer 3 configuration on the MG 1000S side:

Configure MAC and IP address and router entry for MG 1000S TLAN (100BaseT) port.	
Step	Action
1	Choose the Manual configuration option from the installation menu.
2	Configure the IP address of the MG 1000S 100BaseT.
3	Configure the IP MG 1000S NetMask.
4	Configure the IP address on the Call Server.
5	Configure the MG 1000S Routing address.

Example 6
Configure MAC and IP address and router entry for MG 1000S TLAN (100BaseT) port.

Given:	IP address of the MG 1000S 100BaseT: 47.147.20.101; Subnet Mask of the MG 1000S 100BaseT: 255.255.255.0; Gateway address for MG 1000S: 47.147.20.1; IP address of the Call Server 100BaseT: 47.147.10.100; The MG 1000S is connected to slot number 1 of the Call Server.
Step	Action
1	IP parameters for this module are obtained by: <ol style="list-style-type: none"> 1. Automatically using BootP 2. Using Manual configuration Enter your selection: 2
2	Enter the MG 1000S IP address: 47.147.20.101 Enter the MG 1000S NetMask: 255.255.255.0 Enter the Call Server IP address: 47.147.10.100 Enter the MG 1000S Router/Gateway address: 47.147.20.1

Auto-Negotiate on 100BaseT ports

The Auto-Negotiation feature must be enabled on each Main Cabinet/Call Server and Expansion Cabinet/MG 1000S ethernet port to allow bandwidth negotiation of 100 Mbps full duplex.

Note: These commands are executed on the Main Cabinet/Call Server side.

The commands for enabling auto-negotiation are:

- Main Cabinet/Call Server ports
CHG AUTONEG IPM <port> <a...a>
- Expansion Cabinet/MG 1000S port
CHG AUTONEG IPR <port> <a...a>

To enable Auto-Negotiation with a Expansion Cabinet/MG 1000S configured on port one, enter the following commands:

```
CHG AUTONEG IPM 1 ON
```

```
CHG AUTONEG IPR 1 ON
```

ATTENTION

When auto-negotiation is enabled, if a link is already up, a LINK DOWN message is reported on the TTY. This is normal because the data ports must perform the bandwidth negotiation protocol to obtain its required 100Mbps full duplex. This process takes 5 to 7 seconds. Once the process is complete, a LINK UP message is reported and the system is ready for normal operations.

To get the status of the auto-negotiation process, after process completion, enter the following commands:

```
STAT AUTONEG IPM
```

```
STAT AUTONEG IPR
```

The following is a sample print out for the Main Cabinet/Call Server:

```
AUTO-NEGOTIATE LINK PARTNER STATUS - MAIN/CALL
SERVER PORTS
-----
PORT Bandwidth Duplex Mode AutoNegotiate
=====
```

```
IPM 1 UNKNOWN UNKNOWN ON
IPM 2 UNKNOWN UNKNOWN
IPM 3 100 Mbps full duplex ON
IPM 4 UNKNOWN UNKNOWN
```

If the auto-negotiation process is successful, it returns " 100 Mbps full duplex". Otherwise UNKNOWN is reported, indicating a failure in negotiating the 100 Mbps full duplex bandwidth.

The following is a sample print out for the MG 1000S:

```
AUTO-NEGOTIATE LINK PARTNER STATUS - EXPANSION/MEDIA GATEWAY
PORTS
-----
PORT Bandwidth Duplex Mode AutoNegotiate
=====
IPR 1 UNKNOWN UNKNOWN ON
IPR 2 UNKNOWN UNKNOWN
IPR 3 100 Mbps full duplex ON
IPR 4 UNKNOWN UNKNOWN
```

If the auto-negotiation process is successful, it returns " 100 Mbps full duplex". Otherwise UNKNOWN is reported, indicating a failure in negotiating the 100 Mbps full duplex bandwidth.

IP command descriptions

Command	Description
CHG AUTONEG IPM	Change Auto-Negotiation for Main Cabinet ports.
CHG AUTONEG IPR	Change Auto-Negotiation for Expansion Cabinet port.
CHG AUTOSB <cab> <a . . . a>	Change the automatic switch back option of a given Expansion Cabinet.
CHG CACVT <Zone> <1- (48) -25 5>	Configure the zone-to-zone record validity time interval. Where: <ul style="list-style-type: none"> • Zone = 0-255 • 1-(48)-255 = interval in hours
CHG CD <Zone> <1- (50) -100>	Change the Cd coefficient in the formula that determines how quickly an alarm reduces the Sliding Maximum bandwidth for the identified zone. Where: <ul style="list-style-type: none"> • Zone = 0-255 • 1-(50)-100 = Cd coefficient

Command	Description
CHG CPL <Zone> <1- (50) -100>	<p>Change the Cpl coefficient in the formula that determines how quickly an alarm reduces the Sliding Maximum bandwidth for the identified zone.</p> <p>Where:</p> <ul style="list-style-type: none"> • Zone = 0-255 • 1-(50)-100 = Cpl coefficient
CHG ES1 <Echo Server IP Address> <Echo Server Port>	<p>Change Echo Server 1's IP address and port number.</p> <p>Where:</p> <ul style="list-style-type: none"> • Echo Server 1 IP Address = (0.0.0.0) • Echo Server 1 Port number = (10000) <p>Note: Echo Server 1 IP address uses the TLAN IP address of the LTPS card.</p>
CHG ES2 <Echo Server IP Address> <Echo Server Port>	<p>Change the Echo Server 2 IP address and port number.</p> <p>Where:</p> <ul style="list-style-type: none"> • Echo Server 2 IP Address = (0.0.0.0) • Echo Server 2 Port number = (10000) <p>Note: Echo Server 2 IP address uses the node IP address on the node's master card.</p>
CHG IPM <port> <ip> [mask]	<p>Changes the IP connectivity configuration associated with the Main Cabinet end of the specified port.</p>
CHG IPR <port> <mac> [ip] [mask] [a...a]	<p>Change the IP connectivity configuration data associated with the Expansion Cabinet end of the specified port.</p> <p>Where:</p> <ul style="list-style-type: none"> • a...a = zeroBandwidth = (NO) YES <p>Default value for zeroBandwidth means that in a 'no traffic condition' bandwidth is not brought down to zero. Use NO in a PTP configuration, when data units are configured on the Expansion Cabinet to avoid potential packet loss. Use YES in a Layer 2 or Layer 3 configuration to bring the bandwidth down to zero in a no traffic condition.</p>
CHG NKT	<p>Change NAT Mapping Keep Alive time-out setting of port mapping for devices behind a NAT router.</p> <p>Where time out setting = 0-(30)-60 seconds.</p>

Command	Description
CHG NUMZONE <numbering zone> <site_prefix> <country_code> <npa> <ac1> <ac2> <natc> <intc> <dac> <ttml>	Change the parameters of a ZBD numbering zone. Package 420 (Zone Based Dialing) must be equipped.
CHG NZDES <numbering zone> <description>	Change the description of a ZBD numbering zone. Package 420 (Zone Based Dialing) must be equipped.
CHG PDV <port> <delay>	Set Packet Delay Variation (PDV) buffer size and delay.
CHG PPP LOCAL <hostname> [cab]	Set CS 1000S local Point-to-point Protocol interface IP address.
CHG PPP REMOTE <hostname> [cab]	Set CS 1000S remote Point-to-point Protocol interface IP address.
CHG PTM <xx> [cab]	Change Point-to-Point Protocol Timer.
CHG SWOTO <cab> <x...x>	Change the switch over time out timer of a given MG 1000S.
CHG SURV <cab> <a...a>	Change Survivable Capability of a given MG 1000S.
CHG ZACB <Zone> <AC1-AC2> <AC1-AC2>	Define the access codes used to modify local calls in the branch office zone.
CHG ZBRN <Zone> <a...a>	Define a zone as a branch office zone.
CHG ZDES <Zone> <ZoneDescription>	Assign the Zone a descriptive name (ZoneDescription).
CHG ZDID <numbering zone> <matching string> <replacement string> [<description>]	Change a ZBD numbering zone-based call translation table entry. Package 420 (Zone Based Dialing) must be equipped.
CHG ZDP <Zone> <Dialing Code1> <DialingCode2> <DialingCode3>	Define the dialing plan for the branch office zone.
CHG ZDST <Zone> a...a <StartMonth> <StartWeek> <StartDay> <StartHour> <EndMonth> <EndWeek> <EndDay> <EndHour>	Specify whether the branch office zone observes daylight savings time.
CHG ZESA <Zone> <ESARLI> <ESAPrefix> <ESALocator>	Defines the emergency services access (ESA) parameters for the branch office zone. These parameters are used only if the ESA package is enabled.
CHG ZFDP <numbering zone> <matching string> <type> [<replacement string>] [LEN <max length>] ["<description>"]	Change a ZBD numbering zone-based flexible dialing plan table entry. Package 420 (Zone Based Dialing) must be equipped.

Command	Description
CHG ZONE <ZoneNumber> <intraZoneBandwidth> <intraZoneStrategy> <interZoneBandwidth> <interZoneStrategy> <a...a>	<p>Change the parameters of an existing Zone. Where:</p> <ul style="list-style-type: none"> • <ZoneNumber> = 0-255 • <intraZoneBandwidth> = Intrazone available bandwidth (0 to 0.1MBps) • <intraZoneStrategy> = BQ or BB, Intrazone preferred strategy (BQ for Best Quality or BB for best Bandwidth) • <interZoneBandwidth> = Interzone available bandwidth (0 to 0.1MBps) • <interZoneStrategy> = BQ or BB, Interzone preferred strategy ((BQ for Best Quality or BB for best Bandwidth) • <a...a> = type of zone (Shared or Private) <p>— Shared: The ethersets configured in Shared zones use DSP resources configured in Shared zones. If all of the Shared zones' gateway channels are used, the caller receives an overflow tone and the call is blocked. The order of channel selection for the gateway channels is:</p> <ol style="list-style-type: none"> i. channel from same zone as etherset is configured ii. any available channel from the shared zones' channels <p>— Private: DSP channels configured in a Private zone are used only by ethersets which have also been configured for that Private zone. If more DSP resources are required by these ethersets than what are available in the zone, DSPs from other zones are used. However, ethersets configured in shared zones cannot use the private zones' channels. The order of selection for the gateway channels is:</p> <ol style="list-style-type: none"> i. channel from same private zone as etherset is configured ii. any available channel from the pool of shared zones' channels <p>Note: Current default zone type = Shared.</p> <p>Note: All parameters must be re-entered when changing a zone.</p>
CHG ZPARAM <numbering zone> <parameter name> <value>	<p>Change the value of a ZBD numbering zone parameter. Package 420 (Zone Based Dialing) must be equipped.</p>

Command	Description
CHG ZTDF <Zone> <TimeDifferenceFromHeadOffice>	Specify the time difference between the Main Office and the branch office when both are not in Daylight Saving Time.
DIS ZBR <Zone> [ALL] [LOC] [ESA] [TIM]	Disable features of the branch office zone.
DWL DBS [cab]	Download 100BaseT database to the specified Expansion Cabinet.
ENL ZBR <Zone> [ALL] [LOC] [ESA] [TIM]	Enable features for the branch office zone.
NEW HOST <hostname> <IPaddress> [cab]	Configure a new host entry (add host name and IP address to network host table). To reuse the active host entry and/or associated IP address, the existing host entry must be removed. Prior to removing the existing host entry, you must first create a temporary host entry and make it active. OUT the original host entry and re-create your intended host entry.
NEW NUMZONE <numbering zone> [<site_prefix> <country_code> <npa> <acl> <ac2> <natc> <intc> <dac> <tbt1>]	Configure a new ZBD numbering zone. Package 420 (Zone Based Dialing) must be equipped.
NEW ROUTE <destination IP> <gateway> [cab] [port]	Configure a new routing entry (add new route to the network routing table). Note: This command is blocked for co-resident Call Server applications (Call Server and Signaling Server applications co-located on a CP PM server). Network configuration and management are controlled from the Linux Base layer.
NEW ZFDP <numbering zone> <matching string> [<replacement string>] [LEN <max length>] [<description>]	Configure a new ZBD numbering zone-based Flexible Dialing Plan. Package 420 (Zone Based Dialing) must be equipped.
NEW ZONE xxx p1 p2 p3 p4 <shared/private>	Create a new zone with parameters.
OUT NUMZONE <numbering zone>	Remove a ZBD numbering zone. Package 420 (Zone Based Dialing) must be equipped.
OUT ZDID <numbering zone> <matching string>	Delete a ZBD numbering zone-based call translation. Package 420 (Zone Based Dialing) must be equipped.

Command	Description
OUT ZFDP <numbering zone> <matching string>	Delete a ZBD numbering zone-based flexible dialing plan. Package 420 (Zone Based Dialing) must be equipped.
PRT AQOS <attribute> <zone / ALL>	Prints QoS records for specified attribute and zone (or for all zones with ALL).
PRT CAB [cab]	Print parameters and survivable capability of the specified Expansion Cabinet.
PRT DNIP <DN> [<CustomerNo>]	Print a list of IP addresses for each IP Phone registered with the specified DN. Note: A partial DN can be entered.
PRT ES1	Print Echo Server 1's IP address and port number.
PRT ES2	Print the Echo Server 2 IP address and port number.
PRT ESS	Print both Echo Servers IP address and port number.
PRT IPDN <IPAddress>	Print a list of DN's configured for the specified IP address(es). Note: Partial IP addresses can be entered with only the leading digits of the IP address (for example, 142.10), or as the IP address with zeroes at the end (for example, 142.10.0.0)
PRT IPM <port>	Print the IP connectivity configuration data associated with the Main Cabinet end of the specified port.
PRT IPR <port>	Print the IP connectivity configuration data associated with the Expansion Cabinet end of the specified port.
PRT NKT	Print NAT Mapping Keep Alive time-out setting of port mapping for devices behind a NAT router.
PRT NUMZONE <numbering zone>	Print a table of information for a ZBD numbering zone. Package 420 (Zone Based Dialing) must be equipped.
PRT NZDES [<numbering zone>]	Print the description for a specified ZBD numbering zone. Package 420 (Zone Based Dialing) must be equipped.
PRT PDV <port>	Print the current size of the PDV buffer and the number of PDV underflows
PRT PPP [cab]	Print Point-to-point Protocol interface address(es)
PRT PTM [cab]	Print Point-to-Point Protocol idle timer settings
PRT QOS <cab>	Print level of service based on system configured thresholds for selected Expansion Cabinet.
PRT SURV [cab]	Prints the Expansion Cabinet Survivable capability for all, or specified Expansion Cabinets.
PRT ZACB [<Zone>]	Print a table of branch office zone dialing plan entries.
PRT ZBW [<Zone>]	Print a table of zone bandwidth utilization.
PRT ZDES [<DESMatchString>]	Print a table of the zone description entries.

Command	Description
PRT ZDID [<numbering zone>] [<matching string>]	Print a table of ZBD numbering zone-based call translations. Package 420 (Zone Based Dialing) must be equipped.
PRT ZDP [<Zone>]	Print a table of branch office zone dialing plan entries.
PRT ZDST [<Zone>]	Print a table of branch office zone time adjustment properties entries.
PRT ZESA [<Zone>]	Print a table of branch office zone emergency services access (ESA) entries.
PRT ZFDP [<numbering zone>] [<matching string>]	Print a table of ZBD numbering zone-based flexible dialing plans. Package 420 (Zone Based Dialing) must be equipped.
PRT ZONE ALL	Print zone information for all zones.
PRT ZONE 0-255	Print zone information for a specific zone.
PRT ZPARAM [<numbering zone>]	Print the parameters of a ZBD numbering zone. Package 420 (Zone Based Dialing) must be equipped.
PRT ZQOS <zone> <attribute / ALL>	Prints QoS records for specified attribute and zone (or for all attributes with ALL).
PRT ZTDF [<Zone>]	Print a table of branch office zone time adjustment properties entries.
PRT ZTP [<Zone>]	Print a table of branch office zone time adjustment properties entries.
PING ipAddress	<p>Ping far end IP address.</p> <ul style="list-style-type: none"> When IP (voice) link is UP: PING to/from 100BaseT is ONLY enabled among the Call Server and the Expansion Cabinets. They do not respond to PING from/to any other device in the data network. When IP (voice) link is DOWN: PING command is enabled to/from entire data network. <p>Note: This command is blocked for co-resident Call Server applications (Call Server and Signaling Server applications co-located on a CP PM server). Network configuration and management are controlled from the Linux Base layer.</p>
STAT LINK APP <applicationType>	<p>Display the link information status of the server for the specified application.</p> <p>Where <applicationType> is:</p> <ul style="list-style-type: none"> LTPS (Line TPS) VGW (Voice Gateway) H323 (H.323 Virtual Trunk) GK (GateKeeper)

Command	Description
<code>STAT LINK IP <IP address></code>	<p>Display the link information status of the server for the specified IP address, or IP addresses of the specified sub-net.</p> <p>Where <IP address> = the ELAN IP address of the Signaling Server or Voice Gateway Media Card.</p> <p>Note: The IP address can be in full or partial IP address format (e.g., "10.11.12.13" or "10.11").</p>
<code>STAT LINK NAME <hostName></code>	<p>Display the link information status of the servers based on the supplied host name.</p> <p>Where <hostName> = MAINSERVER</p>
<code>STAT LINK NODE <nodeID></code>	<p>Display the link information status of the specified node.</p> <p>Where <nodeID> = a number from 0 - 9999.</p> <p>Note: The nodeID identifies the node number assigned to a group of Voice Gateway Media Cards and Signaling Server equipment.</p>
<code>STAT LINK SRV <serverType></code>	<p>Display the link information status of the servers for the specified server type.</p> <p>Where <serverType> is:</p> <ul style="list-style-type: none"> • ITGP (ITG Pentium) • SMC (Media Card) • SS (Signaling Server)
<code>STAT SERV APP <applicationType></code>	<p>Display the link information status of the server for the specified application.</p> <p>Where <applicationType> is:</p> <ul style="list-style-type: none"> • LTPS (Line TPS) • VGW (Voice Gateway) • H323 (H.323 Virtual Trunk) • GK (GateKeeper) • SIP (Session Initiated Protocol) • MC32S = 32 port Mindspeed VGMC • SLG (SIP Line Gateway)

Command	Description
<code>STAT SERV IP <IP address></code>	<p>Display the link information status of the server for the specified IP address, or IP addresses contained in the specified sub-net.</p> <p>Where <IP address> = the ELAN IP address of the Signaling Server or Voice Gateway Media Card.</p> <p>Note: The IP address can be in full or partial IP address format (e.g., "10.11.12.13" or "10.11").</p>
<code>STAT SERV NAME <hostName></code>	<p>Display the link information status of the servers based on the supplied host name.</p> <p>Where <hostname> = MAINSERVER.</p>
<code>STAT SERV NODE <nodeID></code>	<p>Display the link information status of the specified node.</p> <p>Where <nodeID> = a number from 0 - 9999 identifying the node number assigned to a group of Voice Gateway Media Cards and Signaling Server equipment.</p>
<code>STAT SERV TYPE <serverType></code>	<p>Display the server information of the specified server type.</p> <p>Where <serverType> is:</p> <ul style="list-style-type: none"> • ITGP (ITG Pentium) • SMC (Media Card) • SS (Signaling Server)
<code>STAT SS</code>	<p>Display the server information of the specified Signaling Server.</p>
<code>STAT UCM SYS</code>	<p>Show UCM registration status for all system elements.</p>
<code>STAT UCM SYS REFRESH</code>	<p>Request UCM registration status update from all devices.</p>
<code>STAT ZBR [<Zone>]</code>	<p>Display status of branch office zones (displays which local dialing).</p>
<code>STAT ZONE [<Zone>]</code>	<p>Display zone status table.</p>
<code>STIP ACF</code>	<p>Displays status for all ACF calls.</p>
<code>STIP ACF <status>`</code>	<p>Displays Active Call Failover (ACF) information.</p>
<code>STIP HOSTIP <IP address></code>	<p>Display information contained in the resource locator module table corresponding to the specified HOSTIP address, or HOSTIP addresses contained in the specified sub-net.</p> <p>Where <IP address> = the ELAN IP address of the Signaling Server or Voice Gateway Media Card.</p> <p>Note: IP address can be in full or partial IP address format. For example, "10.11.12.13", or "10.11".</p>

Command	Description
STIP NODE <nodeID>	<p>Display information contained in the resource locator module table corresponding to the specified node ID.</p> <p>Where <nodeID> = a number from 0 - 9999 identifying the node number assigned to a group of Voice Gateway Media Cards and Signaling Server equipment.</p>
STIP SIPLUA	<p>Display SIP Line Services TNs with the specified User Agent string.</p>
STIP TERMIP <IP address>	<p>Display information contained in the resource locator module table corresponding to the specified TERMIP address, or TERMIP addresses contained in the specified sub-net.</p> <p>Where <IP address> = the TLAN IP address of the IP Phone or Voice Gateway Media Card.</p> <p>Note: IP address can be in full or partial IP address format. For example, "10.11.12.13", or "10.11".</p>
STIP TN l s c u	<p>Display the resource locator module information for the specified TN, or group of TNs, as denoted by the l s c u and cu parameters.</p> <p>Note: All codecs configured for the specified TN are listed in the format - <codec standard> and <bandwidth used for it>: CODEC(BW): G711a noVAD(1904), G711u noVAD(1904).The exact value of G.711 20ms codec BW usage is 190400 bps (or 190.4 kbps). However, the configured zone BW limit in the zone table is measured and configured in 'kbps'. The zone BW usage for a single call is counted in 'kbps' and only in integer values. Zone BW usage should be readable. The STIP commands in LD 117 take BW value for IP codecs from the RLM table.RLM table stores the exact BW value and in the following format - 190400 bps divided to 100.</p>
STIP TYPE <aaa>	<p>Display the resource locator module information for the specified TN type.</p> <p>Where <aaa> is:</p> <ul style="list-style-type: none"> • IP Phone type: <ul style="list-style-type: none"> — 1110 — 1120 — 1130 — 1140 — 1145 — 1150 — 1160 — 1210

Command	Description
	<ul style="list-style-type: none"> — 1220 — 1230 — 2001 — 2002 — 2004 — 2007 — 2033 — 2050 — 2210 — 2211 — 2212 — 6120 — 6140 — MVC2050 <ul style="list-style-type: none"> • ISET = all IP Phones • VGW = Voice Gateway resources • IPTI = Virtual Trunk and IP Trunks <p>Note: Up to 3 types can be specified.</p>
STIP ZONE <zone>	<p>Display the resource locator module information for the specified zone number, or range of zones. Where <zone> = any valid zone number (0 - 255) in the system.</p>
UPDATE DBS	<p>Rebuild INET database and download to all Expansion Cabinets (update network database).</p> <p>Note 1: This command is blocked for co-resident Call Server applications (Call Server and Signaling Server applications co-located on a CP PM server). Network configuration and management are controlled from the Linux Base layer.</p> <p>Note 2: To apply Network Time Protocol configuration to all system elements, ensure the configuration is done using Element Manager. CLI commands only configure the Call Server, and may lead to inconsistent NTP operation at the system level.</p>

NTP Command descriptions

Note 1: NTP commands are blocked for co-resident Call Server applications (Call Server and Signaling Server applications co-located on a CP PM server). NTP configuration and management are controlled from the Linux Base layer.

Note 2: To apply Network Time Protocol configuration to all system elements, ensure the configuration is done using Element Manager. CLI commands only configure the Call Server, and may lead to inconsistent NTP operation at the system level.

Command	Comment
CHG NTP IPADDR	Configure the IP addresses for the Primary and/or Secondary NTP Servers.
CHG NTP THRESH	Configure the 3 NTP threshold levels (Minimum, Warning, Maximum).
CHG NTP SECURE	Configure the parameters used by the Primary and/or Secondary NTP servers in secure mode of operation.
CHG NTP AUTHMODE	Configure the security mode for the Primary, Secondary, or both, NTP servers.
CHG NTP TIMEINT	Configure both the time interval for background NTP synchronization and the time offset from other background routines.
CHG UTCOFFSET	Configure the time offset (from UTC) for the local time zone.
ENL NTP	Enable NTP.
DIS NTP	Disable NTP.
STAT NTP	Check Status of NTP.
SYNC NTP	Synchronize NTP servers manually or in background mode.
STOP NTP BACKGROUND	Stop background synchronization from running.
PRT NTP	Display the current configuration parameters of NTP.

Alphabetical list of Administration commands

The commands listed below use the following general structure (where "=>" is the command prompt):

=> COMMAND OBJECT [(FIELD1 value) (FIELD 2 value)... (FIELDx value)]

In the following table, COMMANDS and OBJECTS are in bold typeface and fields are in regular typeface. Fields enclosed in brackets () are default values.

Command	Description	Pack/Rel
PRT BKPR ALL	Administer Accounts. Note: This prompt is available only when adding/modifying Level 2 (PWD2) user. Allow TM system restore functionality for one usage.	basic-5.00

Command	Description	Pack/Rel
BANNERLOAD aa . . . a	<p>Login Banner. Input terminated with \n OR \r\n. Restricted to:</p> <ul style="list-style-type: none"> • 20 lines • Up to 80 characters per line • characters "a-z", "A-Z", "0-9", "<,.>/?:;'"[{}]'~!@#\$\$%^&*()_ -+= \\" <p>Note: Available to users with the SEC_ADMIN privilegeloads the contents from the /u/pub/ banner.txt for use as the system login bannerAn EDD is required to force all peripheral devices (SS/IPMG/ VGMC/Inactive Core) to update their login banners.</p>	basic-5.00
BANNER LOAD	Load customized banner from banner.txt into memory.	
BANNER RESET	<p>Reset banner contents with default value.</p> <p>Note: Available to users with the SEC_ADMIN privilegeAn EDD is required to force all peripheral devices (SS/IPMG/ VGMC/Inactive Core) to update their login banners.</p>	basic-5.00
BANNER SHOW	Retrieves and displays the customized banner text from memory.	basic-5.00
BROWSE SEL	Browse system event log by lines or string	
BROWSE SEL UP n	Browse up n # of lines in System Event List (SEL).	
BROWSE SEL DOWN n	Browse down n # of lines in SEL.	
BROWSE SEL TOP	Browse to top of SEL.	
BROWSE SEL BOT	Browse to bottom of SEL.	

Command	Description	Pack/Rel
BROWSE SEL FIND xxx	Browse forward to find string xxx in SEL.	
BROWSE SEL BFIND xxx	Browse backward to find string xxx in SEL.	
BYRANGE	Return range of entries from embedded command	
CHG ADMIN_COMM n aa...a	Change SNMP community string for a given admin. group, where: <ul style="list-style-type: none"> • n = a number from 1 to 3 • aa...a = a string with a maximum length of 32 characters, where: <ul style="list-style-type: none"> — Default(1) = admingroup1 * — Default(2) = admingroup2 * — Default(3) = admingroup3 * * = case-sensitive <p>These communities are used for accessing different SNMP objects on the Call Server, Signaling Servers, Voice Gateway Media Cards and Media Gateway Controllers.</p> <p>In CS 1000 Release 6.0, if administration group community strings are added or modified in LD117, they are stored in an "OVLY 117 Configuration" area pending activation. When the SYNC SNMPCONF command is executed, the "OVLY 117 Configuration" changes are activated and become part of the "ACTIVE Configuration" on the system.</p>	basic-4.00
CHG APPSRV	Change the IP address of the application server for PD.	
CHG BKPR xxx a...a b...b yy		grprim-4.0 0

Command	Description	Pack/Rel
	<p>Change a Backup Rule, where:</p> <ul style="list-style-type: none"> • xxx = Backup Rule number ID = (1)-100. Currently, only one rule is required for replication to the secondary system • a...a = SCS, rule type that allows direct replication to another system • b...b = ELAN IP address of the destination system • yy = (2)-10, the number of database versions to save on the destination system 	
CHG BKPR <rule number1-100> FMD [<N of versions>] [<name>]	<p>basic-4.50</p> <p>Change backup rule to Fixed Media Device (FMD), where:</p> <ul style="list-style-type: none"> • rule number = 1-100, Up to 100 rules can be defined. Each rule is a pattern that can be further used. FMD rules can be used by the backup schedules or for manual backup and restore operation (BKR/RSR commands activated from LD 43). • FMD = mnemonic for this rule type • N of versions = (1)-10 number of incremental backup data versions preserved on the local removable media device • name = rule name, where: <ul style="list-style-type: none"> — text of up to 30 characters without white spaces is allowed <p>Note: The <name> parameter is also added as optional when defining a new backup rule with SCS type (introduced in CS 1000 Release 4.0 Geographic Redundancy).</p>	
CHG BKPR <rule number1-100> FTP <IP addr> <login><pwd> <path> [<N of versions1-10>] [<name>]	<p>basic-4.50</p> <p>Change backup rule to an external FTP server, where:</p> <ul style="list-style-type: none"> • <rule number> = 1-100, Up to 100 rules can be defined. Each rule is a pattern that can be further used. These rules can be used by the Geographic Redundancy Database Replication Control (GRDRC block as defined in LD-117), by the Backup Schedules for manual backup/restore operation (BKR/RSR commands activated from Ovl.43). • FTP = mnemonic for this rule type • IP addr = IP address of the FTP server to be accessed for storing (Backup) or retrieving (Restore) backup data • login = login name to access the FTP server, up to 32 characters • pwd = login password to access the FTP server, up to 32 characters 	

Command	Description	Pack/Rel
	<ul style="list-style-type: none"> • path = path on the FTP server where the backup data file (or files for incremental versions) is located, up to 64 characters • N of versions = (1)-10 number of incremental backup data versions preserved on the FTP server • name = rule name, where: <ul style="list-style-type: none"> — text of up to 30 characters without white spaces is allowed <p>Note 1: The only backup rule type which can be referenced from GRDRC is SCS.</p> <p>Note 2: The <name> parameter is added as optional when defining a new backup rule with SCS type introduced in CS 1000 Release 4.0 Geographic Redundancy.</p>	
CHG BKPR <rule number 1-100> RMD [<N of versions>] [<name>]	<p>Change backup rule to an Removable Media Device (RMD), where:</p> <ul style="list-style-type: none"> • rule number = 1-100, Up to 100 rules can be defined. Each rule is a pattern that can be further used. RMD rules can be used by the backup schedules or for manual backup and restore operation (BKR/RSR commands activated from LD 43). • RMD = mnemonic for this rule type • N of versions = (1)-10 number of incremental backup data versions preserved on the local removable media device • name = rule name, where: <ul style="list-style-type: none"> — text of up to 30 characters without white spaces is allowed <p>Note: The <name> parameter is also added as optional when defining a new backup rule with SCS type (introduced in CS 1000 Release 4.0 Geographic Redundancy).</p>	basic-4.50
CHG BKPS <schedule number 1-10> <Rule for BKUP> <FREQ> <DAY> <HOUR>	<p>Change a backup schedule, where:</p> <ul style="list-style-type: none"> • Rule for BKUP = number of the backup rule for scheduled backup operation • FREQ = M/W/(D)/A - defines how often the scheduled backup takes place, where: <ul style="list-style-type: none"> — M = monthly — W = weekly 	basic-4.50

Command	Description	Pack/Rel
	<ul style="list-style-type: none"> — D = daily — A = automatically immediately after every EDD operation activated. There cannot be more than 1 schedule defined where <code>FREQ = A</code> <p>Note: When <code>FREQ = D</code>, the next parameter is <code>HOUR</code></p> <ul style="list-style-type: none"> • <code>DAY</code> = day of the week, applicable when <code>FREQ = W</code> or <code>FREQ = M</code>, where: <ul style="list-style-type: none"> — (SU) = Sunday — MO = Monday — TU = Tuesday — WE = Wednesday — TH = Thursday — FR = Friday — SA = Saturday — (1)- 31 <p>Note: When <code>FREQ = M</code> and the day specified is greater than the number of days in the current month, the backup takes place on the last day of the current month.</p> <ul style="list-style-type: none"> • <code>HOUR = 0-(3)-23</code> <p>Note: This rule type is not allowed if the <code>GRPRIM/GRSEC</code> package is equipped and the rule is used in <code>GRDRC</code>.</p>	
CHG CACVT <Zone> <1- (48) -255>	<p>Change the CAC record validity time interval in hours for CAC, where:</p> <ul style="list-style-type: none"> • Zone = 0-255 • 1-(48)-255 = interval in hours, default value is 48. 	zcac-4.50
CHG CD <Zone> <1- (50) -100>	<p>Change the CD coefficient for CAC on the particular zone, in the formula that determines how quickly an alarm reduces the Sliding Maximum bandwidth for the identified zone, where:</p> <ul style="list-style-type: none"> • Zone = 0-255 • 1-(50)-100 = CD coefficient, default value is 50. 	zcac-4.50
CHG CJ <Zone> <1- (50) -100>		zcac-4.50

Command	Description	Pack/Rel
	<p>Change the CJ coefficient for CAC on the particular zone, in the formula that determines how quickly an alarm reduces the Sliding Maximum bandwidth for the identified zone, where:</p> <ul style="list-style-type: none"> • Zone = 0-255 • 1-(50)-100 = jitter coefficient, default value is 50. 	
CHG CPL <Zone> <1- (50) -100>		zcac-4.50
	<p>Change the CPL coefficient for CAC on the particular zone, in the formula that determines how quickly an alarm reduces the Sliding Maximum bandwidth for the identified zone, where:</p> <ul style="list-style-type: none"> • Zone = 0-255 • 1-(50)-100 = CPL coefficient, default value is 50. 	
CHG CQOS <Zone> <1- (50) -100>		zcac-4.50
	<p>Change the CQoS coefficient in the formula that determines how quickly an alarm reduces the Sliding Maximum bandwidth for the identified zone, where:</p> <ul style="list-style-type: none"> • Zone = 0-255 • 1-(50)-100 = QoS coefficient 	
CHG CQTH		
	<p>Change the QoS warning and unacceptable thresholds on a per call basis</p>	
CHG CQUTH <UnacpJitter> <UnacpLatency> <UnacpPacketLoss> <UnacpRFactor>		pvqm-4.0
	<p>Change VQ Unacceptable thresholds on a per call basis, where:</p> <ul style="list-style-type: none"> • UnacpJitter = 5-(40)-500 msec • UnacpLatency = 5-(100)-500 msec • UnacpPacketLoss = 5-(70)-250 in units [1/10 of a percent] For example, 10 means 1% • UnacpRFactor = 20-(60)-94 <p>Note: Changes to threshold values are not propagated to the Signaling Server or the Voice Gateway Media card until a data dump is performed.</p>	
CHG CQWTH <WarnJitter> <WarnLatency> <WarnPacketLoss> <WarnRFactor>		pvqm-4.0

Command	Description	Pack/Rel
	Change VQ Warning thresholds on a per call basis, where: <ul style="list-style-type: none"> • WarnJitter = 5-(20)-200 msec • WarnLatency = 5-(40)-100 msec • WarnPacketLoss = 5-(20)-100 in units [1/10 of a percent] For example, 10 means 1% • WarnRFactor = 20-(65)-94 <p>Note: Changes to threshold values are not propagated to the Signaling Server or the Voice Gateway Media card until a data dump is performed.</p>	
CHG CR <Zone> <1- (50) -100>	Change the Cr co-efficient in the formula that determines how quickly an alarm reduces the Sliding Maximum bandwidth for the identified zone, where: <ul style="list-style-type: none"> • Zone = 0-255 • 1-(50)-100 = Cr coefficient 	zcac-4.50
CHG EDT	Enable/disable the use of Event Default Table (EDT).	
CHG EDT NORMAL	Use Event Default Table (EDT) default severities.	alm_filter -21
CHG EDT INFO	Override EDT; use INFO as the default severity for all events except those specified in Event Preference Table (EPT).	alm_filter -21
CHG EDT MINOR	Override EDT; use MINOR as the default severity for all events except those specified in Event Preference Table (EPT)	alm_filter -21
CHG ELNK ACTIVE hostname		

Command	Description	Pack/Rel
	<p>Set system active Ethernet interface IP address (set active ELAN IP address).</p> <p>Note: This command is blocked for co-resident Call Server applications (Call Server and Signaling Server applications co-located on a CP PM server). Network configuration and management are controlled from the Linux Base layer.</p>	
CHG ELNK INACTIVE hostname	<p>Set system inactive Ethernet interface IP address (set inactive ELAN IP address)</p> <p>Note: This command is blocked for co-resident Call Server applications (Call Server and Signaling Server applications co-located on a CP PM server). Network configuration and management are controlled from the Linux Base layer.</p>	
CHG EPT aa... a INFO x	<p>Change an Event Preference Table (EPT) entry to Information severity, where:</p> <ul style="list-style-type: none"> • aa... a = an event class with an event number (e.g. BUG1000, ERR0025) • x = optional entry to escalate value of EPT entry from (0)-Suppress value, as defined by default or your CHG SUPPRESS entry 	alm_filter -21
CHG EPT aa... a EDT x	<p>Change EPT to NT-defined severity from EDT, where:</p> <ul style="list-style-type: none"> • aa... a = an event class with an event number (e.g. BUG1000, ERR0025) • x = optional entry to escalate value of EPT entry from (0)-Suppress value, as defined by default or your CHG SUPPRESS entry 	alm_filter -21
CHG EPT aa... a MAJOR x	<p>Change an EPT entry to Major severity, where:</p>	alm_filter -21

Command	Description	Pack/Rel
	<ul style="list-style-type: none"> • aa... a = an event class with an event number (e.g. BUG1000, ERR0025) • x = optional entry to escalate value of EPT entry from (0)-Suppress value, as defined by default or your CHG SUPPRESS entry 	
CHG EPT aa . . . a MINOR x	<p>Change an EPT entry to Minor severity, where:</p> <ul style="list-style-type: none"> • aa... a = an event class with an event number (e.g. BUG1000, ERR0025) • x = optional entry to escalate value of EPT entry from (0)-Suppress value, as defined by default or your CHG SUPPRESS entry 	alarm_filter -21
CHG EPT aa . . . a CRITICAL x	<p>Change an EPT entry to Critical severity, where:</p> <ul style="list-style-type: none"> • aa... a = an event class with an event number (e.g. BUG1000, ERR0025) • x = optional entry to escalate value of EPT entry from (0)-Suppress value, as defined by default or your CHG SUPPRESS entry 	alarm_filter -21
CHG ERL <erl> [<RT_RLI> <route_rli> <ac> <prepend> <staticELIN> <osdn>]	<p>Change an Emergency Response Location (ERL) table entry, where:</p> <ul style="list-style-type: none"> • <erl> = Emergency Response Location (ERL) identifier Number in the range 1-65535. • <RT_RLI> = token identifying the emergency call routing mechanism for the ERL <ul style="list-style-type: none"> — RT = by route number — RLI = by Route Line Index • <route_rli> = number of route or route line index (as indicated by <RT_RLI> token) <ul style="list-style-type: none"> — route number = as specified in LD 16 — route line index number = as specified in LD 86 • <ac> = access code, as specified in LD 90 • <prepend> = prepended routing digits for emergency calls 	basic-5.00

Command	Description	Pack/Rel
	<ul style="list-style-type: none"> • <staticELIN> = static Emergency Location Identification Number (ELIN) • <osdn> = On-Site Notification DN <p>To skip a field and set it to blank, use either a NULL or NONE token in its place. Any fields not specified at the end of the command are set to blank, as if you entered NULL or NONE for each one.</p>	
CHG ERLLOC <ERL#> <Location Description>	Assign a Location Description to an ERL.	basic-5.00
CHG ERLSITE <ERL#> <Site Name>	Assign a Site Name to an ERL.	basic-5.00
CHG ES1 <Echo Server IP Address> <Echo Server Port>	<p>Change the Echo Server 1 IP address and port number, where:</p> <ul style="list-style-type: none"> • Echo Server 1 IP Address = (0.0.0.0) • Echo Server 1 Port number = (10000) <p>Note: Echo Server 1 IP address uses the TLAN IP address of the LTPS card.</p>	basic-4.00
CHG ES2 <Echo Server IP Address> <Echo Server Port>	<p>Change the Echo Server 2 IP address and port number, where:</p> <ul style="list-style-type: none"> • Echo Server IP Address = (0.0.0.0) • Echo Server Port = (10000) <p>Note: Echo Server 2 default IP address uses the node IP address on the node's master card.</p>	basic-4.00
CHG FMT_OUTPUT OFF	Turn off formatted output	alarm_filter -21
CHG FMT_OUTPUT ON	Turn on formatted output	alarm_filter -21
CHG GRDRC xxx aaa yyy bbb ccc		grprim-4.0 0

Command	Description	Pack/Rel
	<p>Change current GRDRC block, where:</p> <ul style="list-style-type: none"> • xxx = Backup Rule number. • aaa = how the automatic database replication to the secondary system occurs, where: (Geographic Redundancy requires that this parameter be configured as SCHED). <ul style="list-style-type: none"> — SCHED-according to defined backup schedule — (IMM) - immediately after any data dump operation — MIDN - after midnight data dump only — NO - not allowed • yyy = Backup Rule number used for the restore operation on the secondary system. If no rule number is entered, then this points to the <BKUP rule>. • bbb = (YES) NO, Allow or deny automatic restore operation on the secondary system • ccc = (YES) NO, Allow or deny automatic sysload after successful automatic restore on the secondary system <p>Note: ccc = YES is allowed only if bbb = YES</p>	

CHG GRNS <FREQ><DAY><HOUR><MINUTE> [<DELAY>]

basic-5.00

Change GR N-way backup schedules, where:

- FREQ = defines how often the backup takes place, where:
 - M = monthly
 - W = weekly
 - D = daily
- DAY = day of the week, applicable when FREQ = W or FREQ = M, where:
 - (SU) = Sunday
 - MO = Monday
 - TU = Tuesday
 - WE = Wednesday
 - TH = Thursday
 - FR = Friday
 - SA = Saturday
 - (1)-31

When FREQ = D, the next parameter is HOUR.

Command	Description	Pack/Rel
	<ul style="list-style-type: none"> • HOUR = 0-(3)-23 • MINUTE = (0)-59 • DELAY = (3)-60 The interval in minutes between two consecutively scheduled backups. <p>The system scans for backup rules of SCS type and modifies a BKPS for each of them and adjusts the start times according to the specified delayed value.</p>	
CHG GRSC xxx yyy zzz a . . a	<p>Change current Geographic Redundancy State Control (GRSC) block, where:</p> <ul style="list-style-type: none"> • xxx = (1)-10% x (Basic IP User License + IP User License), the number of IP phones that must register on the secondary system for the system to escalate to the ACTIVATING state • yyy = (5)-600, Short Term Failure Timer in minutes • zzz = (5)-180, Failure Clearance Timer in minutes • a..a = (AUTO) MAN, Secondary system Deactivation Mode, where: <ul style="list-style-type: none"> — (AUTO) = Automatic — MAN = Manual 	grprim-4.0 0
CHG HSP_MASK <subnet mask>	<p>Modify the manually-configured HSP subnet mask, if it exists; otherwise, the subnet mask to the Call Server is added.</p> <p>Note: This command is blocked for co-resident Call Server applications (Call Server and Signaling Server applications co-located on a CP PM server). Network configuration and management are controlled from the Linux Base layer.</p>	basic-4.50
CHG IPR	<p>Change current 100BaseT IP configuration data for IPMG.</p>	
CHG IPR x mac ip mask	<p>Change the IP connectivity configuration data associated with the IP (Intelligent Peripheral) Expansion cabinet end of the specified port, where:</p>	

Command	Description	Pack/Rel
	<ul style="list-style-type: none"> • x = 1-4, port number of the main cabinet to which the expansion cabinet is connected • mac = xx:xx:xx:xx:xx:xx, MAC address obtained from the sticker on the IP daughterboard mounted on the IP Expansion SSC, where: <ul style="list-style-type: none"> — x is a hexadecimal digit in the range 0-F • ip = x.x.x.x, Internet Protocol address, where: <ul style="list-style-type: none"> — x is an integer in the range 0-255 • mask = x.x.x.x , subnet mask, where: <ul style="list-style-type: none"> — x is an interger in the range 0-255 	
CHG IPM	Change current 100BaseT IP configuration data for Call Server.	
CHG IPM x ip mask	Change the IP connectivity configuration associated with the main cabinet end of the specified port, where: <ul style="list-style-type: none"> • x = 1-4, port number of the main cabinet to which the expansion cabinet is connected • ip = x.x.x.x, Internet Protocol address, where: <ul style="list-style-type: none"> — x is an integer in the range 0-255 • mask = x.x.x.x, subnet mask, where: <ul style="list-style-type: none"> — x is an interger in the range 0-255 	
CHG L3ELAN x ACTIVE <address>	Define physical active ELAN address: Where: <ul style="list-style-type: none"> • x = 0 OR 1 Core • Address = nnn.nnn.nnn.nnn 	basic-5.00
CHG L3GW x <address>	Define physical ELAN default gateway address: Where: <ul style="list-style-type: none"> • x = 0 OR 1 Core • Address = nnn.nnn.nnn.nnn 	basic-5.00
CHG L3HSP <side> <address>		basic-5.00

Command	Description	Pack/Rel
	Change Layer 3 Hot Standby Protocol of VPN Router Where: <ul style="list-style-type: none"> • Side = 0 OR 1 Core • Address = nnn.nnn.nnn.nnn 	
CHG L3HSPGW <side> <address>		basic-5.00
	Change Layer 3 Hot Standby Gateway of VPN Router Where: <ul style="list-style-type: none"> • Side = 0 OR 1 Core • Address = nnn.nnn.nnn.nnn 	
CHG L3HSPMASK <side> <mask>		basic-5.00
	Change Layer 3 Hot Standby Mask of VPN Router Where: <ul style="list-style-type: none"> • Side = 0 OR 1 Core • Mask = nnn.nnn.nnn.nnn 	
CHG L3MASK <side> <mask>		basic-5.00
	Change the mask of the side specific ELAN port. Where: <ul style="list-style-type: none"> • Side = 0 OR 1 Core • Mask = nnn.nnn.nnn.nnn 	
CHG L3PRIV active inactive <address>		basic-5.00
	Define the IP address of the virtual ACTIVE / INACTIVE ELAN: Where: <ul style="list-style-type: none"> • Address = nnn.nnn.nnn.nnn 	
CHG LCL		
	Change the Local Core Location Loop and Shelf values (Applicable only to CPPM and Linux CS).	
CHG LDAPSYNC <ldapsync> [<timeOfDay> [<ldapservers> <userid> <password> [<security> [<secure port> [<insecure port>]]]]		basic-6.00

Command	Description	Pack/Rel
	<p>Enable/disable the scheduled synchronization of the Unicode Name Directory data with the CND LDAP server data, or change the parameters for the scheduled synchronization task.</p> <p>Where:</p> <ul style="list-style-type: none"> • <ldapsync> = disable/enable scheduled synchronization of the Unicode Name Directory data with the CND LDAP server data <ul style="list-style-type: none"> — 0 = disable — 1 = enable • <timeOfDay> = the time of day for scheduled LDAP synchronization Format = hh:mm • <ldapserver> = IP address or FQDN of the CND LDAP server • <userid> = username required for access to the CND LDAP server • <password> = password required for access to the CND LDAP server • <security> = enable/disable secure SSL connection to the CND LDAP server • <secure port> = port used for secure SSL connection to CND LDAP server. Default port = 636. • <insecure port> = port used for insecure connection to CND LDAP server. Default port = 389. <p>Note: <userid> and <password> must always be specified as a pair.</p>	
CHG MASK nnn . nnn . nnn . nnn	<p>Change subnet mask.</p> <p>Note: This command is blocked for co-resident Call Server applications (Call Server and Signaling Server applications co-located on a CP PM server). Network configuration and management are controlled from the Linux Base layer.</p>	
CHG NAV_SITE aa... a	<p>Change the navigation site name (MyCity, for example), where:</p> <ul style="list-style-type: none"> • aa...a = a string with maximum length of 32 characters • default = Navigation Site Name <p>Note: Use a single X to clear the field.</p>	basic-4.00

Command	Description	Pack/Rel
	In CS 1000 Release 6.0, if the navigation site name is modified in LD117, it is stored in an "OVLY 117 Configuration" area pending activation. When the SYNC SNMPCONF command is executed, the "OVLY 117 Configuration" changes are activated and become part of the "ACTIVE Configuration" on the system.	basic-6.00
CHG NBWMM IP	Set the IP address of the Primary NBWM Master.	
CHG NBWMM STATE	Change the IP Peer System state.	
CHG NBWMMMA IP	Set the IP address of Alternate NBWM Master.	
CHG NDAPP <ndAppValue> [<ndLkupTimer>]	Enable/disable the Name Directory Application. Where: <ul style="list-style-type: none"> • <ndAppValue> = 0, 1, OFF, ON <ul style="list-style-type: none"> — 0 or OFF = disabled — 1 or ON = enabled • <ndLkupTimer> = 500-10000 If not specified, a default value of 3000 msec is used. 	basic-6.00
CHG NKT	Change NAT Mapping Keep Alive time-out setting of port mapping for devices behind a NAT router, where: <ul style="list-style-type: none"> • time out setting = 0-(30)-60 seconds 	basic-4.00
CHG NTP AUTHMODE <Secure Insecure> <Primary Secondary All>	Configure the security mode for the Primary, Secondary, or both, NTP servers. Note: This command is blocked for co-resident Call Server applications (Call Server and Signaling Server applications co-located on a CP PM server). NTP configuration and management are controlled from the Linux Base layer.	basic-5.00
CHG NTP IPADDR <primary_ip_addr> <secondary_ip_addr>		basic-5.00

Command	Description	Pack/Rel
	<p>Configure the IP addresses for the Primary and Secondary NTP Servers.</p> <p>Note 1: When you are configuring the IP address for the secondary NTP server, enter the IP address of the primary NTP server, followed by the IP address of the secondary NTP server.</p> <p>Note 2: This command is blocked for co-resident Call Server applications (Call Server and Signaling Server applications co-located on a CP PM server). NTP configuration and management are controlled from the Linux Base layer.</p>	
CHG NTP MODE CS	<p>Configure Router as the mode of communication between the NTP server and the CS.</p> <p>Note: This command is blocked for co-resident Call Server applications (Call Server and Signaling Server applications co-located on a CP PM server). NTP configuration and management are controlled from the Linux Base layer.</p>	basic-5.00
CHG NTP MODE SS	<p>Configure Signaling Server as the mode of communication between the NTP server and the CS.</p> <p>Note: This command is blocked for co-resident Call Server applications (Call Server and Signaling Server applications co-located on a CP PM server). NTP configuration and management are controlled from the Linux Base layer.</p>	basic-5.00
CHG NTP SECURE <primary_ip_add> <secondary_ip_addr> <key_id>	<p>Configure the parameters used by the Primary and/or Secondary NTP servers in secure mode of operation.</p> <p>Where:</p> <ul style="list-style-type: none"> • <primary_ip_add> = IP address of primary NTP server • <secondary_ip_addr> = IP address of secondary NTP server • <key_id> = private key with values = 1 - 4294967295. The system prompts for the private key if not entered. <p>Note: For security reasons, the private key does not show in the command line as you enter it.</p> <p>Note: This command is blocked for co-resident Call Server applications (Call Server and Signaling Server applications co-located on a CP PM server). NTP configuration and management are controlled from the Linux Base layer.</p>	basic-5.00

Command	Description	Pack/Rel
<code>CHG NTP THRESH <Minimum> <Warning> <Maximum></code>	<p>Configure the 3 NTP threshold levels. Where:</p> <ul style="list-style-type: none"> • <Minimum> = (0)-5 • <Warning> = (6)-15 • <Maximum> = (16)>15 <p>Note 1: Enter values for all three threshold levels when you use this command.</p> <p>Note 2: This command is blocked for co-resident Call Server applications (Call Server and Signaling Server applications co-located on a CP PM server). NTP configuration and management are controlled from the Linux Base layer.</p>	basic-5.00
<code>CHG NTP TIMEINT <time interval in minutes> <offset in minutes></code>	<p>Configure both the time interval for background synchronization and the offset from other background routines. Where:</p> <ul style="list-style-type: none"> • <time interval in hours> = 1, 2, 6, 12, (24), 30 • <offset in minutes> = 15, (30), 45 <p>Note: This command is blocked for co-resident Call Server applications (Call Server and Signaling Server applications co-located on a CP PM server). NTP configuration and management are controlled from the Linux Base layer.</p>	basic-5.00
<code>CHG NUMZONE <numbering zone> <site_prefix> <country_code> <npa> <ac1> <ac2> <natc> <intc> <dac> <ttbl></code>	<p>Change the parameters of a ZBD numbering zone. Where:</p> <ul style="list-style-type: none"> • <numbering zone> = new numbering zone number A number from 1-1023. • ZBD zone parameters: <ul style="list-style-type: none"> — <site_prefix> = site prefix A number from 0-9999. — <country_code> = country code A number from 0-9999. — <npa> = area code (used for dialing through ZFDP) A number from 0-9999. 	zbd-6.00

Command	Description	Pack/Rel
	<ul style="list-style-type: none"> — <ac1> = trunk access code 1 A number from 0-99. — <ac2> = trunk access code 2 A number from 0-99. — <natc> = national dial code A number from 0-9999. — <intc> = international dial code A number from 0-9999. — <dac> = flag to delete NPA for a local subscriber call A number from (0)-1. — <ttml> = tone table A number from (0)-32. 	
CHG NZDES <numbering zone> <description>	<p>Change the description of a ZBD numbering zone. Where:</p> <ul style="list-style-type: none"> • <numbering zone> = 1-1023 • <description> = 1-128 characters Description of numbering zone. 	zbd-6.00
CHG PDBAK	Change parameters for remote backup of PD	
CHG PDV	Change PDV value in milliseconds	
CHG PPP LOCAL hostname	Set Meridian 1 local Point-to-point Protocol interface IP address	
CHG PPP REMOTE hostname	Set Meridian 1 remote Point-to-point Protocol interface IP address	
CHG PTM 0-60	<p>Change Point-to-point Protocol idle timer to specified value, where:</p> <ul style="list-style-type: none"> • 0-60 = value in minutes 	
CHG RCL		

Command	Description	Pack/Rel
	Change the Remote Core Location Loop and Shelf values (Applicable only to CPPM and Linux CS).	
CHG SELSIZE 5- (500) -2000	Change System Event List Size, where: <ul style="list-style-type: none"> • 5-(500)-2000 = number of events in SEL 	
CHG SNMP_SYSCONTACT aa... a	Change the contact person name for this system element (machine). Where aa...a = a string with a maximum length of 100 characters. Default = "System Contact". Note: Use a single X to clear the field.	basic-4.00
CHG SNMP_SYSLOC aa... a	Change the defined physical location for this system element (machine). Where aa...a = a string with a maximum length of 100 characters. Default = "System Location". Note: Use a single X to clear the field.	basic-4.00
CHG SNMP_SYSNAME aa... a	Change the system name assigned to this system element (machine). Where aa...a = a system name string with a maximum length of 100 characters. <ul style="list-style-type: none"> • can include a %hostname% variable that allows the system to configure the physical hostname as a component of the system element name Default = "System Name". Note: Use a single X to clear the field.	basic-4.00 basic-5.50
CHG SQOS <SamplePeriod> <SampleRateWindow> <MinSampleCnt>	Change VQ sampling parameters, where: <ul style="list-style-type: none"> • SamplePeriod = 5-(30)-60 seconds • SampleRateWindow = 60-(300)-3600 seconds • MinSampleCnt = 50-(100)-1000 	pvqm-4.0

Command	Description	Pack/Rel
CHG SUBNET <IP Address> <Mask> <ERL> <ECL> "<Location Description>"	<p>Change a subnet entry where:</p> <ul style="list-style-type: none"> • IP address = nnn.nnn.nnn.nnn • Mask = nnn.nnn.nnn.nnn • ERL and ECL = 0-65535 • Location Description = 20 alphanumeric characters with quotation marks. <p>Note: Only the location fields (ERL, ECL, and Location Description) can be changed.</p>	basic-5.00
CHG SUPPRESS 5 - (15) -127	<p>Change global suppress for events, where:</p> <ul style="list-style-type: none"> • 5-(15)-127 = number of occurrences before event is suppressed 	alm_filter -21
CHG SUPPRESS_ALARM [n]	<p>Changes the minimum alarm severity threshold of the alarms that are sent. Where [n] is:</p> <ul style="list-style-type: none"> • 0 = All • 1 = Minor • 2 = Major • 3 = Critical 	basic-4.00
SYNC SNMPCONF	<p>Update the "ACTIVE Configuration" (current) SNMP parameters on the CS with "OVLY 117 Configuration" SNMP parameters, and propagate the updated SNMP parameters to all system elements that have an established pbxlink with the CS.</p>	basic-6.00
SYNC SYS	<p>Propagates Dbconfig and QOS parameters on the CS to all system elements that have an established pbxlink with the CS.</p>	basic-5.00
CHG SYSMGMT_TRAP_COMM <aaa...a>	<p>Configure the SNMP community string</p>	basic-5.00
CHG SYSMGMT_RD_COMM n aa...a		basic-4.00

Command	Description	Pack/Rel
	<p>Change the system management read-only community name string, where:</p> <ul style="list-style-type: none"> • aa...a = a string with a maximum length of 32 characters 	
CHG SYSMGMT_WR_COMM n aa...a		basic-4.00
	<p>Change the system management read / write community name string, where:</p> <ul style="list-style-type: none"> • aa...a = a string with a maximum length of 32 characters 	
CHG TIMER (1) -60		alm_filter -21
	<p>Change global timer window length, where:</p> <ul style="list-style-type: none"> • (1)-60 = time in minutes <p>Note: See “Global window timer length” (page 1122) for more information.</p>	
CHG UTCOFFSET <Time Offset>>		basic-5.00
	<p>Configure the time offset (from UTC) for the local time zone. Where <Time Offset> = +/-hh:mm (+00:00).</p> <p>Note: This command is blocked for co-resident Call Server applications (Call Server and Signaling Server applications co-located on a CP PM server). Network configuration and management are controlled from the Linux Base layer.</p>	
CHG VPNKEY <key>		basic-5.00
	<p>Define the VPN pre-shared key. Where:</p> <ul style="list-style-type: none"> • key = 8 to 64 Alphanumeric characters 	
CHG VPNMASK <mask>		basic-5.00
	Change the VPN mask = nnn.nnn.nnn.nnn	
CHG VPNNET <ip address>		basic-5.00
	Change the VPN network IP address = nnn.nnn.nnn.nnn	
CHG VPNROUTER <side> <address type> <address>		basic-5.00

Command	Description	Pack/Rel
	<p>Configure interface of VPN Router Where:</p> <ul style="list-style-type: none"> • Side = 0 / 1 (number of the core) • Address type = 'PUBLIC' / 'PRIVATE' VPN Router interface • Address = nnn.nnn.nnn.nnn 	
CHG ZACB <Zone> [ALL] [<AC1...AC2> <AC1...AC2>]	<p>Define the access codes used to modify local calls in the branch office zone, where:</p> <ul style="list-style-type: none"> • ALL = both AC1 and AC2 receive digit manipulation and no re-translation occurs • AC1 = the first Access Code parameter defines which NARS Access Code to consider as the source of local calls • AC2 = the second Access Code parameter defines which NARS Access Code to send the modified number to for retranslation. <p>Note: If NARS is configured as recommended in the NTPs, this would be AC2 for local call and AC1 for retranslation.</p>	
CHG ZALT <zone> <ALTPrefix> [<All_calls>]	<p>Change Alternate Prefix number for zone, where:</p> <ul style="list-style-type: none"> • zone = 0-255 • ALTPrefix = digit string of up to 7 digits that is added to the start of dialed number if the call do not be routed through the WAN due to lack of bandwidth, poor QoS or feature is configured for all calls. • All_calls = Allow or Deny Alternative Routing for all calls, where: <ul style="list-style-type: none"> — (NO) = deny — YES = allow 	basic-4.50
CHG ZAST <zone> [<AlarmSuppressTime>]	<p>Changes ACR settings for particular zone, where:</p> <ul style="list-style-type: none"> • zone = 0-255 • AlarmSuppressTime = 0-3600, time in seconds 	basic-4.50
CHG ZBRN <Zone> <a...a>	<p>Define a zone as a branch office zone, where:</p> <ul style="list-style-type: none"> • Zone = 0-255 • a...a = Yes or No 	

Command	Description	Pack/Rel
CHG ZDID <numbering zone> <matching string> <replacement string> [<description>]	<p>Change a ZBD numbering zone-based call translation table entry. Where:</p> <ul style="list-style-type: none"> • <numbering zone> = 1-1023 • <matching string> = 1-16 digit "best match" numeric string Unique inside a numbering zone. • [<replacement string>] = string that replaces the matching string If <type> = SPN, CDP or ESDN, 1-16 numeric digits; if <type> = INTL, LOC, REG1, NPA, REG2 or NXX, 1-16 alphabetic characters. If <replacement string> is not specified, the matching string is deleted and not replaced. • <description> = 1-32 character textual description for the numbering zone-based call translation (ZDID) table entry If not specified, the ZDID table entry remains unchanged. 	zbd-6.00

CHG ZDES <Zone> <ZoneDescription>

Assign a descriptive name to make the zone numbers more meaningful, where:

- Zone = 0-255
- ZoneDescription = descriptive name that is used only in the data display and status commands

CHG ZDP <Zone> <DialingCode1> <DialingCode2> <DialingCode3>

Define the dialing plan for the branch office zone, where:

- Zone = 0-255
- DialingCode1 = Prefix, represents the access code for long distance or international access. In North America, it is "1" for long distance access and "011" for international access. Outside North America, it is "0" for national access and "00" for international access.
- DialingCode2 = The country code or trunk code. Normally NPA when calling from within North America, and "1" when calling from outside North America.
- DialingCode3 = Destination network code. Normally not used in North America. Outside North America, it is a combination of region, city, or district codes.

Command	Description	Pack/Rel
CHG ZDST <Zone> a...a <StartMonth> <StartWeek> <StartDay> <StartHour> <EndMonth> <EndWeek> <EndDay> <EndHour>	<p>Specifies whether the branch office zone observes daylight savings time, where:</p> <ul style="list-style-type: none"> • Zone = 0-255 • a...a = Yes or No, During daylight saving time, the clock automatically advances one hour forward. • StartMonth = start month of year (1-12) • StartWeek = start week in month (1-5) • StartDay = start day in week (1-7) • StartHour = start hour of day (1-23) of the start of DST • EndMonth = end month of year (1-12) • EndWeek = end week in month (1-5) • EndDay = end day in week (1-7) • EndHour = end hour of day (1-23) of the end of DST. <p>Note: In North America, DST normally starts on the 1st Sunday in April at 2am and ends on the last Sunday in October at 2am. The digit 5 is the last week of the month irrespective of number of weeks this month. For example: StartWeek = start week in month (1-5) [1st-5th, 5 is the last week of the month]</p>	
CHG ZESA <Zone> <ESARLI> <ESAPrefix> <ESALocator>	<p>Defines the Emergency Services Access (ESA) parameters for the branch office zone. These parameters are used only if the ESA package is enabled, where:</p> <ul style="list-style-type: none"> • Zone = 0-255 • ESARLI = the route to use to send emergency calls to the branch office Gateway by way of the VTRK • ESAPrefix = a digit string of up to 15 digits that is added to the start of the ESDN before it is sent to the route indicated by the ESARLI. This allows the Gatekeeper to differentiate the different destinations for otherwise identical ESDN's • ESALocator = the DID phone number to be sent for use by the PSAP to locate the source of the emergency call 	
CHG ZFDP <numbering zone> <matching string> <type> [<replacement string>] [LEN <max length>] ["<description>"]		zbd-6.00

Command	Description	Pack/Rel
	<p>Change a ZBD numbering zone-based flexible dialing plan table entry. Where:</p> <ul style="list-style-type: none"> • <numbering zone> = 1-1023 • <matching string> = 1-16 digit “best match” numeric string Unique inside a numbering zone. • <type> = values specified in the LD 15 AC1 and AC2 prompts After stripping the matching string, save the CLID type and take the following actions depending on <type> specified: <ul style="list-style-type: none"> — If <type> = INTL (International E.164 number), insert AC1/AC2+replacement string. — If <type> = LOC (UDP Location Code), insert AC1/AC2+replacement string. — If <type> = REG1 (Regional Level 1), insert AC1/AC2+ZC C+replacement string. — If <type> = NPA (North American NPA), insert AC1/AC2+1, then replacement string. — If <type> = REG2 (Regional Level 2), insert AC1/AC2+ZCC +ZNPA+replacement string — If <type> = NXX (North American NXX), insert AC1/AC2+ZCC+ZNPA+replacement string — If <type> = SPN (Special Number), insert AC1/AC2+replacement string — If <type> = CDP (Coordinated Dial Plan), insert replacement string — If <type> = ESDN (Emergency Service DN), insert replacement string • [<replacement string>] = string that replaces the matching string If <type> = SPN, CDP or ESDN, 1-16 numeric digits; if <type> = INTL, LOC, REG1, NPA, REG2 or NXX, 1-16 alphabetic characters. If <replacement string> is not specified, the matching string is deleted and not replaced. • [LEN <max length>] = maximum number of dialed digits expected to match If not specified, default is to match digits for all multiple matches. • [<description>] = textual description of the numbering zone-based flexible dialing plan (ZFDP) table entry If not specified, the ZFDP table entry has no textual description. 	

Command	Description	Pack/Rel
<code>CHG ZONE <ZoneNumber> <intraZoneBandwidth> <intraZoneStrategy> <interZoneBandwidth> <interZoneStrategy> <a...a></code>	<p>Change the parameters of an existing Zone, where:</p> <ul style="list-style-type: none"> • ZoneNumber = 0-255 • intraZoneBandwidth = Intrazone available bandwidth (0 to 0.1MBps) • intraZoneStrategy = BQ or BB, Intrazone preferred strategy (BQ for Best Quality or BB for best Bandwidth) • interZoneBandwidth = Interzone available bandwidth (0 to 0.1MBps) • interZoneStrategy = BQ or BB, Interzone preferred strategy ((BQ for Best Quality or BB for best Bandwidth) • a...a = type of zone, where: <ul style="list-style-type: none"> — (Shared) = current default zone type. The ethersets configured in shared zones use DSP resources configured in shared zones. If all of the shared zones' gateway channels are used, the caller receives an overflow tone and the call is blocked. The order of channel selection for the gateway channels is: <ul style="list-style-type: none"> – channel from same zone as etherset is configured – any available channel from the shared zones' channels — Private = This zone type is introduced by IPL 3.0. DSP channels configured in a private zone are used only by ethersets which have also been configured for that private zone. If more DSP resources are required by these ethersets than what are available in the zone, DSPs from other zones is used. However, ethersets configured in shared zones cannot use the private zones' channels. The order of selection for the gateway channels is: <ul style="list-style-type: none"> – channel from same private zone as etherset is configured – any available channel from the pool of shared zones' channels 	
<code>CHG ZONE <zoneNumber> <intraZoneBandwidth> <intraZoneStrategy> <interZoneBandwidth> <interZoneStrategy> [<zoneIntent> <zoneResourceType>]</code>	<p>Change the parameters of an existing Zone. All parameters must be re-entered, where:</p>	basic-4.50

Command	Description	Pack/Rel
	<ul style="list-style-type: none"> • zoneNumber = 0-255 • intraZoneBandwidth = 0-.1Mbps • intraZoneStrategy = intrazone preferred strategy, where: <ul style="list-style-type: none"> — BQ = Best Quality — BB = Best Bandwidth • interZoneBandwidth = 0-.1Mbps • interZoneStrategy = interzone preferred strategy, where: <ul style="list-style-type: none"> — BQ = Best Quality — BB = Best Bandwidth • zoneIntent = type of zone, where: <ul style="list-style-type: none"> — MO = Main Office zone — BMG = Branch Media Gateway zone — VTRK = Virtual Trunk zone • zoneResourceType = resource Intrazone preferred strategy, where: <ul style="list-style-type: none"> — (shared) = shared DSP channels — private = private DSP channels <p>Note: With release 4.50 the zones that were described with BMG designator stay with BMG one, all the other zones are provided with the MO designator. It is possible to update ZoneIntent using CHG ZONE command.</p>	

CHG ZPARAM <numbering zone> <parameter name> <value>

zbd-6.00

Change the value of a ZBD numbering zone parameter.

Where:

- <numbering zone> = 1-1023
- <parameter name> = name of numbering zone parameter



Where:

 - PEF = site prefix
 - CC = country code
 - NPA = area code (used for dialing through ZFDP)
 - AC1 = trunk access code 1
 - AC2 = trunk access code 2
 - NATC = national dial code
 - INTC = international dial code

Command	Description	Pack/Rel
	<ul style="list-style-type: none"> — DAC = flag to delete NPA for a local subscriber call — TTBL = tone table • <value> = new value for specified parameter <ul style="list-style-type: none"> — If <parameter name> = PREF, <value> = 0-9999. — If <parameter name> = CC, <value> = 0-9999. — If <parameter name> = NPA, <value> = 0-9999. — If <parameter name> = AC1, <value> = 0-99. — If <parameter name> = AC2, <value> = 0-99. — If <parameter name> = NATC, <value> = 0-9999. — If <parameter name> = INTC, <value> = 0-9999. — If <parameter name> = INTC, <value> = 0-9999. — If <parameter name> = DAC, <value> = (0)-1. — If <parameter name> = TTBL, <value> = (0)-32. 	
CHG ZQNL <level>	<p>Change the Notification Level for all zones, where:</p> <ul style="list-style-type: none"> • level = 0-(2)-4, where: <ul style="list-style-type: none"> — Level 0 = All voice quality alarms are suppressed. — Level 1 = Allow zone-based Unacceptable alarms. — Level 2 = Allow all level 1 alarms PLUS zone-based Warning alarms. — Level 3 = Allow all level 1 and 2 alarms PLUS per-call Unacceptable alarms. — Level 4 = Allow all level 1, 2, and 3 alarms PLUS per-call Warning alarms. 	pvqm-40
CHG ZQNL <ZoneNumber> <level>	<p>Change the Notification Level for the specified zone, where:</p> <ul style="list-style-type: none"> • ZoneNumber = 0-255 • level = 0-(2)-4 	pvqm-40
CHG ZQRT <Zone> <1-100>	<p>Change ZQRT which is Response time increase by percentage. It is the amount by which the Sliding Maximum is increased for the identified zone, where:</p>	zcac-4.50

Command	Description	Pack/Rel
	<ul style="list-style-type: none"> • Zone = 0-255 • 1-(10)-100 = increase value in percentage 	
CHG ZQRTI <Zone> <1-120>		zcac-4.50
	<p>Change the QoS Response Time Interval while alarms are not coming to increase the Sliding Maximum for the identified zone, where:</p> <ul style="list-style-type: none"> • Zone = 0-255 • 1-(5)-120 = Interval in minutes 	
CHG ZQUAT <Zone> <1-99>		zcac-4.50
	<p>Change the QoS Unacceptable Alarm Threshold value for the identified zone, where:</p> <ul style="list-style-type: none"> • Zone = 1-255 • 1-(75)-99 = threshold value <p>Note: When the zone-to-zone QoS value transitions below this value, this alarm is presented. When the zone-to-zone QoS value transitions above this value, this alarm is presented as being deactivated. This value must be below the value of ZQWAT.</p>	
CHG ZQWAT <Zone> <1-99>		zcac-4.50
	<p>Change the QoS Warning Alarm Threshold value for the identified zone, where:</p> <ul style="list-style-type: none"> • Zone = 0-255 • 1-(85)-99 = threshold value <p>Note: When the zone-to-zone QoS value drops below this value, this alarm is presented. When the zone-to-zone QoS value transitions above this value, this alarm is reported as deactivated. The value for ZQWAT must be higher than the value of ZQUAT.</p>	
CHG ZQWTH <WarnJitter> <WarnLatency> <WarnPacketLoss> <WarnRFactor>		pvqm-4.0
	Change VQ Warning thresholds, where:	

Command	Description	Pack/Rel
	<ul style="list-style-type: none"> WarnJitter = 0-(20)-100% WarnLatency = 0-(20)-100% WarnPacketLoss = 0-(20)-100% WarnRFactor = 0-(20)-100% <p>Note: Changes to threshold values are not propagated to the Signaling Server or the Voice Gateway Media card until a data dump is performed.</p>	
CHG ZQUTH <UnacpJitter> <UnacpLatency> <UnacpPacketLoss> <UnacpRFactor>	<p>Change VQ Unacceptable thresholds on a zone basis, where:</p> <ul style="list-style-type: none"> UnacpJitter = 0-(2)-100% UnacpLatency = 0-(2)-100% UnacpPacketLoss = 0-(2)-100% UnacpRFactor = 0-(2)-100% <p>Note: Changes to threshold values are not propagated to the Signaling Server or the Voice Gateway Media card until a data dump is performed.</p>	pvqm-4.0
CHG ZTDF <Zone> <TimeDifferenceFromHeadOffice>	<p>Specify the time difference between the Main Office and the branch office when both are not in Daylight Saving Time, where:</p> <ul style="list-style-type: none"> Zone = 0-255 TimeDifferenceFromHeadOffice = -1380 to 1380 minutes (Minus 23 hours to plus 23 hours), time difference in minutes 	
CLR CACR <Near Zone> {<Near VPNI>} {<Far Zone>} {<Far VPNI>}	<p>Clear zone-to-zone record for near (VPNI-Zone) per far (VPNI-Zone), where:</p> <ul style="list-style-type: none"> Near Zone = 0-255 Near VPNI = 1-16282, Virtual Private Network Identifier Far Zone = 0-255 Far VPNI = 1-16282, Virtual Private Network Identifier 	zcac-4.50
DIS SHELLS SECURE	<p>Disables all secure shells in the system, includes SSH, SFTP, and SCP sessions.</p>	basic-4.50

Command	Description	Pack/Rel
DIS SHELLS INSECURE	 <p>WARNING Disabling the shells causes telephony applications on external devices to stop communicating with the PBX.</p> <p>SFTP is required in regular operation of the CS 1000. Do not disable SFTP on VxWorks unless you have to troubleshoot a problem, if any.</p>	basic-4.50
DIS TRANSFERS INSECURE	 <p>WARNING Disabling the shells causes telephony applications on external devices to stop communicating with the PBX.</p>	basic-6.00
DIS TRANSFERS SECURE	<p>Disables all insecure shells in the system, includes TELNET, RLOGIN, and FTP sessions.</p> <p>Disable FTP (insecure File Transfer Protocol) on the system. Call server sends a related message through pbxLink to all connected devices and IPMG devices.</p> <p>Note 1: SFTP must be enabled. FTP and SFTP cannot both be disabled at the same time.</p> <p>Note 2: Command cannot be issued within 5 minutes of a previously issued ENL TRANSFERS or DIS TRANSFERS command.</p> <p>Disable SFTP (secure File Transfer Protocol). Call server sends a related message through pbxLink to all connected devices and IPMG devices.</p> <div data-bbox="419 1455 1238 1591" style="border: 1px solid black; padding: 5px;"> <p>ATTENTION SFTP is required in regular operation of the CS 1000. Do not disable SFTP on VxWorks unless you have to troubleshoot a problem, if any.</p> </div> <p>Note 1: FTP must be enabled. FTP and SFTP cannot both be disabled at the same time.</p> <p>Note 2: Command cannot be issued within 5 minutes of a previously issued ENL TRANSFERS or DIS TRANSFERS command.</p>	basic-6.00

Command	Description	Pack/Rel
ECNT CARD	Print all registered IP Phones with associated card.	basic-4.50
ECNT CARD l s c [<customer>]	Print the number of IP Phones registered, where: <ul style="list-style-type: none"> • l s c = loop, shelf, card • customer = customer number associated with this command <p>Note: Partial TN are allowed</p>	basic 4.50
ECNT FW	Print all registered IP Phones for each available firmware ID	basic-4.50
ECNT FW <XX> [<A>] [<BB>] [<FF>]	Print the number of IP Phones, where: <ul style="list-style-type: none"> • XX = firmware ID • A = major version designator • BB = minor version designator • FF = filter to apply on firmware version, where: <ul style="list-style-type: none"> — (==) = equal to — != = not equal to — < = less then — > = greater then 	basic-4.50
ECNT MODL	Print the number of registered IP Phones with model name	basic-4.50
ECNT MODL <MMMM>	Print the number of registered IP Phones, where: <ul style="list-style-type: none"> • MMMM = IP Phone model name, where: <ul style="list-style-type: none"> — 2001P2 = IP Phone 2001 Phase 2 — 2002 = IP Phone 2002 — 2002P2 = IP Phone 2002 Phase 2 — 2004 = IP Phone 2004 — 2004P2 = IP Phone 2004 Phase 2 — 2033 IP Phone 2033 Conference Phone — 2210 IP Phone 2210 Wireless Handset 	basic-4.50
ECNT NODE	Print registered IP Phones for all nodes	basic-4.50

Command	Description	Pack/Rel
ECNT NODE <nodeNum>	Print the number of registered IP Phones, where: <ul style="list-style-type: none"> nodeNum =the specified node 	basic-4.50
ECNT PEC	Print the number of registered IP Phones by PEC	basic-4.50
ECNT PEC <PEC>	Print the number of IP Phones, where: <ul style="list-style-type: none"> PEC = Product Engineering Code 	basic-4.50
ECNT SS	Print the number of registered IP Phones for all signaling servers	basic-4.50
ECNT SS <hostName>	Print the number of registered IP Phones, where: <ul style="list-style-type: none"> hostName = host name assigned to signaling server <p>Note: If the hostName variable contains an underscore (_), then an NPR001 error message is returned. An underscore is considered to be an invalid character.</p>	basic-4.50
ECNT ZONE	Print the number of registered IP Phones for all zones	basic-4.50
ECNT ZONE <zoneNum> <customer>	Print the number of registered IP Phones, where: <ul style="list-style-type: none"> zoneNum = specified zone customer = customer number associated with this command 	basic-4.50
ENL / DIS ERL <ERL>	Enable / Disable specified ERL.	basis-5.0
ENL / DIS L3VPN	Enable / Disable the VPN tunneling (on both sides).	basic-5.00
ENL / DIS NTP		basic-5.00

Command	Description	Pack/Rel
	<p>Enable / Disable NTP.</p> <p>Note 1: These commands are blocked for co-resident Call Server applications (Call Server and Signaling Server applications co-located on a CP PM server). NTP configuration and management are controlled from the Linux Base layer.</p> <p>Note 2: To apply Network Time Protocol configuration to all system elements, ensure the configuration is done using Element Manager. CLI commands only configure the Call Server, and may lead to inconsistent NTP operation at the system level.</p>	
ENL / DIS RFC2833PRT	<p>Enable / Disable the info message printing.</p>	basic-5.00
ENL SHELLS SECURE	<p>Enables all secure shells.</p>	basic-4.50
ENL SHELLS INSECURE	<p>Enables all unsecured shells.</p>	basic-4.50
ENL SYSTEM RESTORE	<p>Allow TM system restore functionality for one usage.</p>	basic-6.00
ENL TRANSFERS INSECURE	<p>Enable FTP (insecure File Transfer Protocol) on the system. Call server sends message through pbxLink to all connected devices and IPMG devices.</p> <p>Note: Command cannot be issued within 5 minutes of a previously issued ENL TRANSFERS or DIS TRANSFERS command.</p>	basic-6.00
ENL TRANSFERS SECURE	<p>Enable SFTP (secure File Transfer Protocol) on the system. Call server sends message through pbxLink to all connected devices and IPMG devices.</p> <div style="border: 1px solid black; padding: 5px; margin: 10px 0;"> <p>ATTENTION SFTP is required in regular operation of the CS 1000. Do not disable SFTP on VxWorks unless you have to troubleshoot a problem, if any.</p> </div> <p>Note: Command cannot be issued within 5 minutes of a previously issued ENL TRANSFERS or DIS TRANSFERS command.</p>	basic-6.00

Command	Description	Pack/Rel
EXPORT a	The EPT file stored on the hard disk (/u/db/ smpserv.db) is copied to the floppy/PC Card drive (a:/smpserv.db).	basic-4.00
EXPORT EDT	The EPT file stored on the hard disk (/u/db/ smpserv.db) is copied to the floppy/PC Card drive (a:/smpserv.db).	basic-4.00
EXPORT EPT	Store Event Preference Table file to disk/PCMCIA	basic-6.00
FLTH 0 - 9	Failed log in threshold (in minutes)	basic-5.00
IMPORT EPT	The EPT file stored on the floppy / PC Card (a:/smpserv.db) drive is copied to the hard drive (/u/db/smpserv.db).	basic-4.00
INV ENTITY SETS <ON> (OFF) STATUS	Turn ON the inclusion of digital telephones and IP Phones in the Entity MIB Turn OFF the inclusion of digital telephones and IP Phones in the Entity MIB Display whether or not the digital telephones and IP Phones are included in the Entity MIB. The output displays either ON or OFF.	basic-4.00
INV GENERATE	Generate inventory CARDS, SETS, LOCRPT, ALL or ABORT	
INV GENERATE ABORT	Abort any currently running Inventory generations.	
INV GENERATE ALL	Requests for the Inventory feature to begin generating both the card and telsets Inventory file.	
INV GENERATE CARDS		

Command	Description	Pack/Rel
	Requests for the Inventory feature to begin generating the Inventory file for all of the cards in the system. The generation produces an inventory file with all of the cards configured on the system. Those cards that are present in the system and have card ID are noted in the inventory file with their card type, TN, and card ID. Those cards that do not have card ID or are not present in the system, is noted to be "Unavailable" in place of their card ID.	
INV GENERATE SETS	Requests for the Inventory feature to begin generating the Inventory file for the digital telsets with their telsets' IDs that have been configured in the system. Those telsets that are present in the system and have sets ID are noted in the inventory file with their sets type, TN, sets ID, DES, Primary DN. Those telsets that do not have sets ID or are not present in the system is noted to be "Unavailable" in place of their sets ID.	
INV GENERATE ABORT	Abort the inventory generation for Cards, Sets and LOCRPT. System message MAT055 is printed on the TTY when Inventory Location Report is aborted.	basic-5.00
INV GENERATE ALL	Inventory files for Cards, Sets and LOCRPT.	basic-5.00
INV GENERATE LOCRPT	Inventory Location Report for all the IP Phones in the TN table. The inventory file "locrpt.inv" is generated in the path [c:]/u/db/inv/. System message MAT052 is printed on the TTY when the generation is complete.	basic-5.00
INV MIDNIGHT	Generate inventory CARDS, SETS, LOCRPT, ALL, OFF or STATUS (admin)	
INV MIDNIGHT ALL	Scheduling for the Midnight to run both Card and Sets Inventory generations.	
INV MIDNIGHT CARDS	Scheduling for the Midnight to run Card Inventory generation.	

Command	Description	Pack/Rel
INV MIDNIGHT OFF	Turns off Midnight run off Card and Sets Inventory generations.	
INV MIDNIGHT SETS	Scheduling for the Midnight to run Sets Inventory generation.	
INV MIDNIGHT STATUS	Print out the state of the Midnight schedule of Inventory.	
INV PRT	Refer to INV PRT STATUS command.	
INV PRT ALL	Requests for both the Card Inventory file and the Sets Inventory file to be printed out to the output destination (example TTY).	
INV PRT CARDS	Requests for the Card Inventory file to be printed out to the output destination (example TTY).	
INV PRT LOCRPT	Print the generated Inventory Location Report file.	basic-5.00
INV PRT SETS	Requests for the Sets Inventory file to be printed out to the output destination (example TTY)	
INV PRT STATUS	Requests for the status of the Inventory feature. Result may look somewhat: Inventory status: Card file status is Ok 43 records; 18/03/1999 17:10:21 Sets file status is Ok 19 records; 18/03/1999 16:44:09	

Command	Description	Pack/Rel
****	Abort overlay. This command can also be used to abort any Inventory file printing.	
LOCRPT ALL	Print location report for all IP phones.	basic-5.00
LOCRPT DN x	Print location report for the IP phone(s) with the specified DN (or partially-specified DN).	basic-5.00
LOCRPT ECL x	Print location report for the IP phone(s) in the specified ECL.	basic-5.00
LOCRPT ERL	Print location report for IP phones in RLM table with the specified Emergency Response Location (ERL).	basic-5.00
LOCRPT HWID x	Print location report for the IP phone with the specified (or partially-specified) Hardware Identifier (HWID)	basic-5.00
LOCRPT IP	Print location report for IP phones in RLM table with the specified IP Address.	basic-5.00
LOCRPT MANUALUPDATE/MU	Print location report for IP phones in RLM table that are Manual-Update (ManualUpdate=True).	basic-5.00
LOCRPT NEEDUPDATE/NU	Print location report for IP phones in RLM table that need a location update (NeedsUpdate=True).	basic-5.00
LOCRPT ROAMING	Print location report for the IP phone(s) that are not at home (example their Current ECL is different from their Home ECL). Note: This applies only when the Home ECL is not unknown (zero). This does not apply to Manual Update phones, because by definition, they are always at home.	basic-5.00

Command	Description	Pack/Rel
LOCRPT TN x	Print location report for the IP phone(s) with the specified TN (or partially-specified TN).	basic-5.00
LOCRPT UNALLOCATED/UNKNOWN	Print location report for IP phones in RLM table that are Auto-Update and ERL=Unknown. Note: This is not the same as "LOCRPT ERL 0" – ERL 0 are Auto Update phones.	basic-5.00
LOCRPT UNREG	Print location report for the IP phone(s) that are unregistered but have a TN table entry.	basic-5.00
LOUT 0 - (20) - 1440	Inactivity timeout (in minutes)	basic-5.00
NEW BKPR xxx a . . . a b . . . b yy	Add a new Backup Rule, where: <ul style="list-style-type: none"> • xxx = Backup Rule number ID = (1)-100. Currently, only one rule is required for replication to the secondary system. • a...a = SCS. Currently, this is the only rule type that exists: it allows direct replication to another system. • b...b = ELAN IP address of the destination system. • yy = the number of database versions to save on the destination system = (2)-10. 	grprim-4.0 0
NEW BKPR <rule number1-100> FMD [<N of versions>] [<name>]	Change backup rule to an Fixed Media Device (FMD), where:	basic-4.50

Command	Description	Pack/Rel
	<ul style="list-style-type: none"> rule number = 1-100, Up to 100 rules can be defined. Each rule is a pattern that can be further used. FMD rules can be used by the backup schedules or for manual backup and restore operation (BKR/RSR commands activated from LD 43). FMD = mnemonic for this rule type N of versions = (1)-10 number of incremental backup data versions preserved on the local removable media device name = rule name, where: <ul style="list-style-type: none"> text of up to 30 characters without white spaces is allowed <p>Note: The <name> parameter is also added as optional when defining a new backup rule with SCS type (introduced in CS 1000 Release 4.0 Geographic Redundancy).</p>	

NEW BKPR <rule number> FTP <IP addr> <login><pwd> <path> [<N of versions>] [<name>] basic-4.50

Change backup rule to an external FTP server, where:

- <rule number> = 1-100
Up to 100 rules can be defined. Each rule is a pattern that can be further used. These rules can be used by the Geographic Redundancy Database Replication Control (GRDRC block as defined in LD-117), by the Backup Schedules for manual backup/restore operation (BKR/RSR commands activated from Ovl.43).
- FTP = mnemonic for this rule type
- <IP addr> = IP address of the FTP server to be accessed for storing (Backup) or retrieving (Restore) backup data
- <login> = login name to access the FTP server, up to 32 characters
- <pwd> = login password to access the FTP server, up to 32 characters
- <path> = path on the FTP server where the backup data file (or files for incremental versions) is located, up to 64 characters
- <N of versions> = (1)-10 number of incremental backup data versions preserved on the FTP server
- <name> = rule name
Text of up to 30 characters without white spaces is allowed

Note 1: The only backup rule type that can be referenced from GRDRC is SCS.

Note 2: The <name> parameter is added as optional when defining a new backup rule with SCS type introduced in CS 1000 Release 4.0 Geographic Redundancy.

Command	Description	Pack/Rel
NEW BKPR <rule number> RMD [<N of versions>] [<name>]	<p>Change backup rule to a Removable Media Device (RMD), where:</p> <ul style="list-style-type: none"> • <rule number> = 1-100 Up to 100 rules can be defined. Each rule is a pattern that can be further used. RMD rules can be used by the backup schedules or for manual backup and restore operation (BKR/RSR commands activated from LD 43). • RMD = mnemonic for this rule type • <N of versions> = (1)-10 Number of incremental backup data versions preserved on the local removable media device. • <name> = rule name Text of up to 30 characters without white spaces is allowed <p>Note: The <name> parameter is also added as optional when defining a new backup rule with SCS type (introduced in CS 1000 Release 4.0 Geographic Redundancy).</p>	basic-4.50
NEW BKPS <schedule number 1-10> <Rule for BKUP> <FREQ> <DAY> <HOUR>	<p>Add a backup schedule, where:</p> <ul style="list-style-type: none"> • <schedule number> = (1)-10 Up to 10 backup schedules can be defined. • <Rule for BKUP> = number of the backup rule for scheduled backup operation • <FREQ> = M/W/(D)/A - defines how often the scheduled backup takes place, where: <ul style="list-style-type: none"> — M = monthly — W = weekly — D = daily — A = automatically immediately after every EDD operation activated. There cannot be more than 1 schedule defined where FREQ = A. <p>When <FREQ> = D, the next parameter is <HOUR> where:</p> • <DAY> = day of the week Where: <ul style="list-style-type: none"> — (SU) = Sunday — MO = Monday 	basic-4.50

Command	Description	Pack/Rel
	<ul style="list-style-type: none"> — TU = Tuesday — WE = Wednesday — TH = Thursday — FR = Friday — SA = Saturday — (1)- 31 <p>Note 1: Only applicable when <code>FREQ = W</code> or <code>FREQ = M</code>.</p> <p>Note 2: When <code>FREQ = M</code> and the day specified is greater than the number of days in the current month, the backup takes place on the last day of the current month.</p> <ul style="list-style-type: none"> • <code><HOUR> = 0-(3)-23</code> <p>Note: This rule type is not allowed if the <code>GRPRIM/GRSEC</code> package is equipped and the rule is used in <code>GRDRC</code>.</p>	
<code>NEW / OUT ELIN <erl> <tn></code>	<p>Associate / Disassociate specified TN to specified ERL.</p> <p>Note: The TN must already be configured to compose an ANI that is registered in the ALI database against this emergency location. For Small System, the TN format is "c u" For Large System, the TN format is "l s c u".</p>	basic-5.00
<code>NEW EPT aa... a INFO x</code>	<p>Assign Information severity to new EPT entry, where:</p> <ul style="list-style-type: none"> • aa... a = an event class with an event number (e.g. BUG1000, ERR0025) • x = optional entry to escalate value of EPT entry from (0)-Suppress value, as defined by default or your CHG SUPPRESS entry. 	alm_filter -21
<code>NEW EPT aa... a EDT x</code>	<p>Assign NT-defined severity from EDT to new EPT entry, where:</p> <ul style="list-style-type: none"> • aa... a = an event class with an event number (e.g. BUG1000, ERR0025) • x = optional entry to escalate value of EPT entry from (0)-Suppress value, as defined by default or your CHG SUPPRESS entry. 	alm_filter -21

Command	Description	Pack/Rel
NEW EPT aa... a MAJOR x	<p>Assign Major severity to new EPT entry, where:</p> <ul style="list-style-type: none"> • aa... a = an event class with an event number (e.g. BUG1000, ERR0025) • x = optional entry to escalate value of EPT entry from (0)-Suppress value, as defined by default or your CHG SUPPRESS entry. 	alm_filter -21
NEW EPT aa... a MINOR x	<p>Assign Minor severity to new EPT entry, where:</p> <ul style="list-style-type: none"> • aa... a = an event class with an event number (e.g. BUG1000, ERR0025) • x = optional entry to escalate value of EPT entry from (0)-Suppress value, as defined by default or your CHG SUPPRESS entry. 	alm_filter -21
NEW EPT aa... a CRITICAL x	<p>Assign Critical severity to new EPT entry, where:</p> <ul style="list-style-type: none"> • aa... a = an event class with an event number (e.g. BUG1000, ERR0025) • x = optional entry to escalate value of EPT entry from (0)-Suppress value, as defined by default or your CHG SUPPRESS entry. 	alm_filter -21
NEW ERL <erl> [<RT_RLI> <route_rli> <ac> <prepend> <staticELIN> <osdn>]		basic-5.00

Command	Description	Pack/Rel
	<p>Add an ERL table entry, where:</p> <ul style="list-style-type: none"> • <erl> = Emergency Response Location (ERL) identifier Number in the range 1-65535. • <RT_RLI> = token identifying the emergency call routing mechanism for the ERL <ul style="list-style-type: none"> — RT = by route number — RLI = by Route Line Index • <route_rli> = number of route or route line index (as indicated by <RT_RLI> token) <ul style="list-style-type: none"> — route number = as specified in LD 16 — route line index number = as specified in LD 86 • <ac> = access code, as specified in LD 90 • <prepend> = prepended routing digits for emergency calls • <staticELIN> = static Emergency Location Identification Number (ELIN) • <osdn> = On-Site Notification DN <p>To skip a field and set it to blank, use either a NULL or NONE token in its place. Any fields not specified at the end of the command are set to blank, as if you entered NULL or NONE for each one.</p>	

NEW GRDRC xxx aaa yyy bbb ccc

grprim-4.0
0

Add a GRDRC block, where:

- xxx = Backup Rule number.
- aaa = how the automatic database replication to the secondary system occurs: (Geographic Redundancy requires that this parameter be configured as SCHED).
 - SCHED-according to defined backup schedule
 - (IMM) - immediately after any data dump operation
 - MIDN - after midnight data dump only
 - NO - not allowed
- yyy = Backup Rule number used for the restore operation on the secondary system. If no rule number is entered, then this points to the <BKUP rule>.
- bbb = (YES)/NO. Defines whether or not the automatic restore operation on the secondary system is allowed.
- ccc = (YES)/NO. Defines whether or not the automatic sysload after successful automatic restore on the secondary system is

Command	Description	Pack/Rel
	allowed. ccc = YES is allowed only if bbb = YES.	
NEW GRSC xxx yyy zzz a . . a		grprim-4.0 0
	Add a new GRSC block, where: <ul style="list-style-type: none"> • xxx = the number (N) of IP phones that must register on the secondary system for the system to escalate to the ACTIVATING state. If no value is entered, xxx = 1. The maximum value of xxx is: 10% x (Basic IP User License + IP User License). • yyy = Short Term Failure Timer, in minutes = (5) - 600 • zzz = Failure Clearance Timer, in minutes = (5) - 180 • a..a = Secondary system Deactivation Mode = (AUTO)/MAN 	
NEW GRNS <FREQ><DAY><HOUR><MINUTE> [<DELAY>]		basic-5.00
	Add a Survivable Remote Gateway Backup, where: <ul style="list-style-type: none"> • FREQ = defines how often the backup takes place, where: <ul style="list-style-type: none"> — M = monthly — W = weekly — D = daily • DAY = day of the week, applicable when FREQ = W or FREQ = M, where: <ul style="list-style-type: none"> — (SU) = Sunday — MO = Monday — TU = Tuesday — WE = Wednesday — TH = Thursday — FR = Friday — SA = Saturday — (1)-31 <p>When FREQ = D, the next parameter is HOUR.</p> <ul style="list-style-type: none"> • HOUR = 0-(3)-23 • MINUTE = (0)-59 • DELAY = (3)-60 The interval in minutes between two consecutively scheduled backups. 	

Command	Description	Pack/Rel
	The system scans for backup rules of SCS type and creates a BKPS for each of them and adjusts the start times according to the specified delayed value.	
NEW HOST DEV_SIDE0_HSP <ip address>	Configure the HSP ip address Note: This command is blocked for co-resident Call Server applications (Call Server and Signaling Server applications co-located on a CP PM server). Network configuration and management are controlled from the Linux Base layer. Configure the HSP ip address Note: This command is blocked for co-resident Call Server applications (Call Server and Signaling Server applications co-located on a CP PM server). Network configuration and management are controlled from the Linux Base layer.	basic-4.50
NEW HOST <hostname> <IPaddress>	Configure a new host entry, where; <ul style="list-style-type: none"> • host name must exist in the host table • default setting for the Primary IP address is: 137.135.128.253 • default setting for Primary Host Name is: PRIMARY_ENET • default setting for the Secondary IP address is: 137.135.128.254 • default setting for the Secondary Host Name is: SECONDARY_ENET. Note 1: Host Name Syntax: A host name can be up to 16 characters in length. The first character of a host name must be a letter of the alphabet. A character can be a letter, number, or underscore(_). A period is used as a delimiter between domain names. Spaces and tabs are not permitted. No distinction is made between upper and lower case. Note 2: This command is blocked for co-resident Call Server applications (Call Server and Signaling Server applications co-located on a CP PM server). Network configuration and management are controlled from the Linux Base layer.	
NEW NUMZONE <numbering zone> [<site_prefix> <country_code> <npa> <ac1> <ac2> <natc> <intc> <dac> <tbt1>]		zbd-6.00

Command	Description	Pack/Rel
	<p>Configure a new numbering zone with specified (optional) ZBD zone parameters. Where:</p> <ul style="list-style-type: none"> • <numbering zone> = new numbering zone number A number from 1-1023. • ZBD zone parameters: <ul style="list-style-type: none"> — <site_prefix> = site prefix A number from 0-9999. — <country_code> = country code A number from 0-9999. — <npa> = area code (used for dialing through ZFDP) A number from 0-9999. — <ac1> = trunk access code 1 A number from 0-99. — <ac2> = trunk access code 2 A number from 0-99. — <natc> = national dial code A number from 0-9999. — <intc> = international dial code A number from 0-9999. — <dac> = flag to delete NPA for a local subscriber call A number from (0)-1. — <ttbl> = tone table A number from (0)-32. <p>Note: Default values (hard-coded) are used for the ZBD numbering zone parameters, if they are not specified.</p>	
	<p>NEW ROUTE <network IP address> <gateway IP address></p> <p>Configure a new routing entry <IP address>= valid IP address</p> <p>Note: This command is blocked for co-resident Call Server applications (Call Server and Signaling Server applications co-located on a CP PM server). Network configuration and management are controlled from the Linux Base layer.</p>	
	<p>NEW SUBNET <IP Address> <Mask Bits> <ERL> <ECL> "<Description>"</p>	basic-5.00

Command	Description	Pack/Rel
	<p>Add a subnet entry where:</p> <ul style="list-style-type: none"> • ip address = nnn.nnn.nnn.nnn • mask = nnn.nnn.nnn.nnn • ERL and ECL = 0-65535 • Description = 20 alphanumeric characters within quotation marks. 	
NEW ZDID <numbering zone> <matching string> <replacement string> [<description>]	<p>Configure a ZBD numbering zone-based call translation table entry. Where:</p> <ul style="list-style-type: none"> • <numbering zone> = 1-1023 • <matching string> = 1-16 digit "best match" numeric string Unique inside a numbering zone. • [<replacement string>] = string that replaces the matching string If <type> = SPN, CDP or ESDN, 1-16 numeric digits; if <type> = INTL, LOC, REG1, NPA, REG2 or NXX, 1-16 alphabetic characters. If <replacement string> is not specified, the matching string is deleted and not replaced. • <description> = 1-32 character textual description for the numbering zone-based call translation (ZDID) table entry If not specified, the ZDID table entry has no textual description. 	zbd-6.00
NEW ZFDP <numbering zone> <matching string> <type> [<replacement string>] [LEN <max length>] ["<description>"]	<p>Create a ZBD numbering zone-based flexible dialing plan table entry. Where:</p> <ul style="list-style-type: none"> • <numbering zone> = 1-1023 • <matching string> = "best match" string of 1-16 digits Unique inside a numbering zone. • <type> = values specified in the LD 15 AC1 and AC2 prompts After stripping the matching string, save the CLID type and take the following actions depending on <type> specified: <ul style="list-style-type: none"> — If <type> = INTL (International E.164 number), insert AC1/AC2+replacement string. — If <type> = LOC (UDP Location Code), insert AC1/AC2+ replacement string. 	zbd-6.00

Command	Description	Pack/Rel
	<ul style="list-style-type: none"> — If <type> = REG1 (Regional Level 1), insert AC1/AC2+ZC C+replacement string. — If <type> = NPA (North American NPA), insert AC1/AC2+1, then replacement string. — If <type> = REG2 (Regional Level 2), insert AC1/AC2+ZCC +ZNPA+replacement string — If <type> = NXX (North American NXX), insert AC1/AC2+ZCC+ZNPA+replacement string — If <type> = SPN (Special Number), insert AC1/AC2+replacement string — If <type> = CDP (Coordinated Dial Plan), insert replacement string — If <type> = ESDN (Emergency Service DN), insert replacement string <ul style="list-style-type: none"> • [<replacement string>] = string that replaces the matching string If <type> = SPN, CDP or ESDN, 1-16 numeric digits; if <type> = INTL, LOC, REG1, NPA, REG2 or NXX, 1-16 alphabetic characters. If <replacement string> is not specified, the matching string is deleted and not replaced. • [LEN <max length>] = maximum number of dialed digits expected to match If not specified, default is to match digits for all multiple matches. • [<description>] = textual description of the numbering zone-based flexible dialing plan (ZFDP) table entry If not specified, the ZFDP table entry has no textual description. 	

NEW ZONE xxx p1 p2 p3 p4 <shared/private>

Create a new zone with the following parameters:

- xxx = 0-255 zone number
- p1 = intrazone available bandwidth 0-100000 kbits/s
- p2 = intrazone preferred strategy, where:
 - (BQ for Best Quality
 - BB for Best Bandwidth)
- p3 = interzone available bandwidth 0-100000 kbits/s
- p4 = intrazone preferred strategy
 - (BQ for Best Quality
 - BB for Best Bandwidth)

Command	Description	Pack/Rel
	<ul style="list-style-type: none"> • (Shared) = ethersets configured in shared zones use DSP resources configured in shared zones. If all of the shared zones' gateway channels are used, the caller receives an overflow tone and the call is blocked. The order of channel selection for the gateway channels is: <ul style="list-style-type: none"> — channel from same zone as etherset is configured — any available channel from the shared zones' channels • Private = new zone type introduced by IPL 3.0. DSP channels configured in a private zone are used only by ethersets which have also been configured for that private zone. If more DSP resources are required by these ethersets than are available in the zone, DSPs from other zones is used. However, ethersets configured in shared zones cannot use the private zones' channels. The order of selection for the gateway channels is: <ul style="list-style-type: none"> — channel from same private zone as etherset is configured — any available channel from the pool of shared zones' channels 	

NEW ZONE 0-255

Create a new Zone with the following default bandwidth values:

- 10KBps for Intrazone available bandwidth
- BQ for ilntrazone preferred strategy
- 10KBps for Interzone available
- BQ for Interzone preferred strategy

NEW ZONE 0-255 aa

Create a new Zone, where:

- aa = one of the following bandwidths:
 - p1 = Intrazone available bandwidth (0 to 0.1MBps)
 - p2 = Intrazone preferred strategy (BQ for Best Quality or BB for best Bandwidth)
 - p3 = Interzone available bandwidth (0 to 0.1MBps)
 - p4 = Interzone preferred strategy (BQ or BB)

NEW ZONE <zoneNumber> [<intraZoneBandwidth> <intraZoneStrategy> <interZoneBandwidth> <interZoneStrategy> <zoneIntent> <zoneResourceType>] zcac-4.50

Configure a new zone, where:

Command	Description	Pack/Rel
	<ul style="list-style-type: none"> • zoneNumber = 0-255 • intraZoneBandwidth = 0-.1Mbps • intraZoneStrategy = intrazone preferred strategy, where: <ul style="list-style-type: none"> — BQ = Best Quality — BB = Best Bandwidth • interZoneBandwidth = 0-.1Mbps • interZoneStrategy = interzone preferred strategy, where: <ul style="list-style-type: none"> — BQ = Best Quality — BB = Best Bandwidth • zoneIntent = type of zone, where: <ul style="list-style-type: none"> — MO = Main Office zone — BMG = Branch Media Gateway zone — VTRK = Virtual Trunk zone • zoneResourceType = resource Intrazone preferred strategy, where: <ul style="list-style-type: none"> — (shared) = shared DSP channels — private = private DSP channels 	
OUT BKPR <rule number>	<p>Remove backup rule, where <rule number> = a rule number from 1-100.</p> <p>If no rule number is entered, then all backup rules are removed.</p>	grprim-4.0 0
OUT BKPS <schedule number 1-10>	Remove backup schedule	basic-4.50
OUT EPT <a...a> ALL	<p>Delete an entry in the Event Preference Table (EPT) Where:</p> <ul style="list-style-type: none"> • a...a = identifier of EPT table entry • ALL = delete all EPT table entries 	almr_filter -21
OUT ERL <ERL#>		

Command	Description	Pack/Rel
	Delete an ERL entry.	
OUT GRDRC	Remove current GRDRC Block	grprim-4.0 0
OUT GRNS	Remove all backup schedules that reference backup rules of type SCS.	basic-5.00
OUT GRSC	Remove GRSC Block	grprim-4.0 0
OUT HOST nnn	Delete configured host entry (delete host from network host table). Note: This command is blocked for co-resident Call Server applications (Call Server and Signaling Server applications co-located on a CP PM server). Network configuration and management are controlled from the Linux Base layer.	
OUT HSP_MASK	Removes the configured HSP subnet mask from the Call Server and replaces it with the default HSP subnet mask Note: This command is blocked for co-resident Call Server applications (Call Server and Signaling Server applications co-located on a CP PM server). Network configuration and management are controlled from the Linux Base layer.	basic-4.50
OUT NUMZONE <numbering zone>	Remove a ZBD numbering zone, where <numbering zone> = a number from 1-1023.	zbd-6.00
OUT ROUTE nn	Delete configured routing entry	
OUT SUBNET <IP Address> <Mask Bits>		basic-5.00
OUT ZDID <numbering zone> <matching string>		zbd-6.00

Command	Description	Pack/Rel
	<p>Delete a ZBD numbering zone-based call translation.</p> <p>Where:</p> <ul style="list-style-type: none"> • <numbering zone> = 1-1023 • <matching string> = “best match” string of 1-16 digits Unique inside a numbering zone. 	
OUT ZFDP <numbering zone> <matching string>		zbd-6.00
	<p>Delete a ZBD numbering zone-based flexible dialing plan.</p> <p>Where:</p> <ul style="list-style-type: none"> • <numbering zone> = 1-1023 • <matching string> = “best match” string of 1-16 digits Unique inside a numbering zone. 	
OUT ZONE 0-255	Remove an existing zone.	
PDT (NO) / PDT1 / PDT2		basic-5.00
	<p>PDT Access.</p> <p>Note: Aavailable only when adding/modifying LAPW, Level 1 (PWD1) and Level 2 (PWD2) users.</p>	
PORT ACCESS CUSTOM		basic-6.00
	<p>Configures a custom Access Restrictions ruleset defining port access rules for the system.</p> <p>Issuing this command results in the following actions by the system:</p> <ol style="list-style-type: none"> 1. Check to ensure a custom Access Restrictions rules file exists in the appropriate directory structure. If not, an error is displayed and the command aborted. 2. Displays a warning that enabling a custom Access Restrictions rules file could possibly have detrimental effects on the system, and prompts the user to confirm the action (Y or N). 3. Check to ensure that the custom Access Restrictions rules file will load. If not, an error is displayed and the command aborted. 4. If the VxWorks firewall state indicates that the Access Restrictions feature is already enabled, disable the existing Access Restrictions rules, including mandatory Access Restrictions rules. 	

Command	Description	Pack/Rel
	<ol style="list-style-type: none"> 5. If the VxWorks firewall state indicates that the Access Restrictions feature is not already enabled, enable it and set the default Access Restrictions rule to ACCEPT ALL. Any old Access Restrictions statistics are cleared. 6. Load the mandatory Access Restrictions rules file. 7. Load the custom Access Restrictions rules file. If a problem is encountered when loading the custom Access Restrictions rules file, the system displays an error, aborts the command, and returns the Access Restrictions feature to its previous state. 8. Change the VxWorks firewall state on the Call Server to Custom. An information message is logged on the Call Server indicating that the Access Restrictions feature is operating with a custom Access Restrictions rules file. 9. Send a VxWorks firewall state change message to all endpoints with the mandatory and custom Access Restrictions rules files version numbers. An information message is logged on each endpoint indicating that the Access Restrictions feature is operating with a custom Access Restrictions rules file. <p>Note: When a PORT ACCESS command (CUSTOM, DEFAULT, OFF) is entered, all other PORT ACCESS commands are suspended for a pre-determined or incremental amount of time depending on the number of endpoints, to allow sufficient time to propagate the state change to all endpoints.</p>	
PORT ACCESS DEFAULT	<p>Configures the default Access Restrictions ruleset defining port access rules for the system.</p> <p>Issuing this command results in the following actions by the system:</p> <ol style="list-style-type: none"> 1. Check to ensure a default Access Restrictions rules file exists in the appropriate directory structure. It is not expected that any errors will occur when processing the default Access Restrictions rules file. 2. If the VxWorks firewall state indicates that the Access Restrictions feature is already enabled, delete the existing Access Restrictions rules, including mandatory Access Restrictions rules. 3. If the VxWorks firewall state indicates that the Access Restrictions feature is not already enabled, enables it and sets the default Access Restrictions rule to ACCEPT ALL. Any old Access Restrictions statistics are cleared. 	basic-6.00

Command	Description	Pack/Rel
	<ol style="list-style-type: none"> 4. Load the mandatory Access Restrictions rules file. 5. Load the default Access Restrictions rules file. 6. Change the VxWorks firewall state on the Call Server to Default. An information message is logged on the Call Server indicating that the Access Restrictions feature is operating with a default Access Restrictions rules file. 7. Send a VxWorks firewall state change message to all endpoints with the default and custom Access Restrictions rules files versions as zeros. An information message is logged on each endpoint indicating that the Access Restrictions feature is operating with a default Access Restrictions rules file. <p>Note: When a PORT ACCESS command (CUSTOM, DEFAULT, OFF) is entered, all other PORT ACCESS commands are suspended for a pre-determined or incremental amount of time depending on the number of endpoints, to allow sufficient time to propagate the state change to all endpoints.</p>	
PORT ACCESS OFF		basic-6.00
	<p>Disables all Access Restrictions rules in the system. Issuing this command results in the following actions by the system:</p> <ol style="list-style-type: none"> 1. Disable all enabled Access Restrictions rules. 2. Deactivate the VxWorks firewall facility. 3. Change the VxWorks firewall state on the Call Server to OFF. An information message is logged on the Call Server indicating that the Access Restrictions feature is not operational. 4. Send a VxWorks firewall state change message to all endpoints with the default and custom Access Restrictions rules files versions as zeros. An information message is logged on each endpoint indicating that the Access Restrictions feature is not operational. <p>Note: When a PORT ACCESS command (CUSTOM, DEFAULT, OFF) is entered, all other PORT ACCESS commands are suspended for a pre-determined or incremental amount of time depending on the number of endpoints, to allow sufficient time to propagate the state change to all endpoints.</p>	
PORT ACCESS SHOW CUSTOM		basic-6.00
	<p>Display the Access Restrictions rules in the CUSTOM Access Restrictions rules file in tabular format.</p>	

Command	Description	Pack/Rel
PORT ACCESS SHOW DEFAULT	Display the Access Restrictions rules in the DEFAULT Access Restrictions rules file in tabular format.	basic-6.00
PORT ACCESS STATUS [ALL]	<p>Display the global state of the Access Restrictions feature. If the [ALL] parameter is specified, the system polls all endpoints to determine their local Access Restrictions state:</p> <ul style="list-style-type: none"> • If there are any cards that don't have matching file signatures, or that can't be contacted, they are displayed. A list of the possible failures is as follows: <ul style="list-style-type: none"> — CS local state incorrect: <CS state> — <endpoint IP> <endpoint type> state not received — <endpoint IP> <endpoint type> has incorrect state of <bad state> — <endpoint IP> <endpoint type> has incorrect default and custom file — <endpoint IP> <endpoint type> has incorrect default file — <endpoint IP> <endpoint type> has incorrect custom file • If all cards have matching file signatures, a message is displayed indicating that all endpoints match. 	basic-6.00
PORT ACCESS VALIDATE	Validates the rules in a CUSTOM file and Prints out what is wrong with the file.	basic-6.00
PRT ADMIN_COMM	Print the administration group read-only community name strings.	basic-4.00
	If administration group community strings have been added or modified in LD117 since the last execution of the SYNC SNMPCONF command, the PRT ADMIN_COMM command prints the added and modified strings in an "OVLV 117 Configuration" area and the existing community strings in an "ACTIVE Configuration" area. When the SYNC SNMPCONF command is executed, the "OVLV 117 Configuration" changes are activated and become part of the "ACTIVE Configuration" on the system.	basic-6.00
PRT APPSRV	Print the IP address of the application server for PD.	

Command	Description	Pack/Rel
PRT AQOS <attribute> <zone / ALL>	<p>Prints QoS records for specified attribute and zone (or for all zones with ALL). Where:</p> <ul style="list-style-type: none"> • Attribute = 1 - 32 <p>Defined in the Traffic Report 16 (see <i>Traffic Measurement Formats and Outputs Reference</i> (NN43001-750)), for example "Interzone warning jitter count".</p>	basic-4.5
PRT BKPR xxx	<p>Print backup rule, where:</p> <ul style="list-style-type: none"> • xxx = a rule number ID 1-100 <p>If no rule number is entered, then all backup rules are printed.</p>	grprim-4.0 0
PRT BKPR <rule number 1-100>	<p>Print backup rule, where:</p> <ul style="list-style-type: none"> • rule number = 1-100 	basic-4.50
PRT BKPS ALL	<p>Print all backup schedules</p>	basic-4.50
PRT BKPS <schedule number 1-10>	<p>Print backup schedule</p>	basic-4.50
PRT CAB	<p>Prints all data related to survivability.</p>	
PRT DNIP <DN> [<CustomerNo>]	<p>Print a list of IP addresses for each IP Phone registered with the specified DN.</p>	

Command	Description	Pack/Rel
	<p>Note: A partial DN can be entered. Sample output:</p> <pre> => PRT DNIP 4000 0 (only search customer 0 for DN) CUST 00 DN 4000 TN Type Key IP Address Zone Status ----- 061-01 i2002 03 SCR 47.11.215.41 000 REG 061-00 i2004 00 SCR 47.11.215.39 000 REG => prt dnip 4000 (same DN in different customers) CUST 00 DN 4000 TN Type Key IP Address Zone Status ----- 061-01 i2002 03 SCR 47.11.215.41 000 REG 061-00 i2004 00 SCR 47.11.215.39 000 REG CUST 01 DN 4000 TN Type Key IP Address Zone Status ----- 061-10 i2004 05 MCR 47.11.215.38 001 REG </pre>	
PRT EDT aa... a	<p>Print a single Event Default Table (EDT) event, where:</p> <ul style="list-style-type: none"> • aa... a = an event class with an event number (e.g. BUG1000, ERR0025) 	alm_filter -21
PRT EDT aa... a bb...b	<p>Print a range of Event Default Table (EDT) events, where:</p> <ul style="list-style-type: none"> • aa... a = first entry in EDT event range (e.g. BUG1000, ERR0025) • bb...b = last entry in EDT event range (e.g. BUG1000, ERR0025) 	alm_filter -21
PRT EDT <severity <eventID> <eventID>	<p>The entries in the EDT can be listed based on the severity field for all entries or the specified range of entries.</p>	basic-4.00
PRT ELIN [ALL] / <erl>	<p>Print ELINs for ALL / specified ERL.</p>	basic-5.00

Command	Description	Pack/Rel
<code>PRT ENABLE_TRAPS</code>	Display the enabled/disabled parameter for all SNMP traps.	basic-6.00
<code>PRT ELNK</code>	Display active and inactive Ethernet interface IP addresses (display active and inactive ELAN IP addresses). Note: This command is blocked for co-resident Call Server applications (Call Server and Signaling Server applications co-located on a CP PM server). Network configuration and management are controlled from the Linux Base layer.	
<code>PRT EPT aa... a</code>	Print a single Event Preference Table (EPT) entry, where: <ul style="list-style-type: none"> • aa... a = an event class with an event number (e.g. BUG1000, ERR0025) 	alm_filter -21
<code>PRT EPT aa... a bb...b</code>	Print specific Event Preference Table (EPT) entry, where: <ul style="list-style-type: none"> • aa... a = first entry in EPT event range (e.g. BUG1000, ERR0025) • bb...b = last entry in EPT event range (e.g. BUG1000, ERR0025) 	alm_filter -21
<code>PRT EPT ALL</code>	Print all entries in Event Preference Table (EPT)	alm_filter -21
<code>PRTS PRTS EDT</code>	Print entries in Event Default Table by Severity	basic-4.00
<code>PRTS EPT severity <eventID> <eventID></code>	The entries in the EPT can be listed based on the severity field for all entries or the specified range of entries.	basic-4.00
<code>PRT ERL [ALL]</code>	Print all ERL entries.	basic-5.00
<code>PRT ERL [<ERL #> [<+/-Count>]</code>	Print the specified ERL entry, or a “page” of ERLs starting from the specified ERL..	

Command	Description	Pack/Rel
PRT ES1	Print Echo Server 1's IP address and port number.	basic-4.00
PRT ES2	Print the Echo Server 2's IP address and port number.	basic-4.00
PRT ESS	Print both Echo Server's IP address and port number.	basic-4.00
PRT FMT_OUTPUT	Print formatted output string	alm_filter -21
PRT GRDRC	Print GRDRC Block	grprim-4.0 0
PRT GRSC	Print GRSC Block	grprim-4.0 0
PRT HOST	Display network host table entries (enabled and disabled hosts). Note: This command is blocked for co-resident Call Server applications (Call Server and Signaling Server applications co-located on a CP PM server). Network configuration and management are controlled from the Linux Base layer.	
PRT HSP_MASK	Retrieves the manually configured HSP mask from the Call Server if it exists and outputs it to the screen, otherwise it prints the default HSP subnet mask (255.255.255.0) Note: This command is blocked for co-resident Call Server applications (Call Server and Signaling Server applications co-located on a CP PM server). Network configuration and management are controlled from the Linux Base layer.	
PRT INTRAZONE {<zone>}	Print intrazone statistics for all or for the identified zone, where:	zcac-4.50

Command	Description	Pack/Rel
	<ul style="list-style-type: none"> • Zone = 0-255 • State = ENL/DIS • Type = PRIVATE/SHARED • Strategy = BB/BQ • ZoneIntent = MO/BMG/VTRK • Bandwidth = number of Kbps • Usage = number of Kbps • Peak = % <p>Note: The intrazone command printout shows bandwidth usage for both intra and inter zone calls.</p>	
PRT INTERZONE {<nearZone>} {<farZone>} {<nearVPNI>} {<farVPNI>}	<p>Print interzone statistics between near (VPNI - Zone) and far (VPNI - Zone), where:</p> <ul style="list-style-type: none"> • NEAR END = ZONE and VPNI • FAR END = ZONE and VPNI • State = ENL/DIS • Type= PRIVATE/SHARED • Strategy = BB/BQ • ZoneIntent = MO/BMG/VTRK • QoS factor = % • Bandwidth = number of Kbps • Sliding Max = number of Kbps • Usage = number of Kbps • Peak = % • Average = number of Kbps • Alarms = Aph <p>Note: The report rows are grouped as:</p> <ul style="list-style-type: none"> • First row = summary bandwidth usage per near zone • Next rows = bandwidth usage per near (VPNI- Zone) and far (VPNI - Zone) • With release 4.50 the PRT ZONE command is not used. <p>Note: The interzone command printout shows the Bandwidth usage for inter zone calls only.</p>	zcac-4.50

Command	Description	Pack/Rel
PRT IPDN <IPAddress>	<p>Print a list of DNS configured for the specified IP address.</p> <p>Sample output for PRT IPDN 47.11.215.38:</p> <pre>IP 47.11.215.38 CUST 01 TN 061-10 TYPE i2004 ZONE 001 REG Key DN CPND Name ----- 00 SCR 4010 I2004_1 VLN61-10 05 MCR 4000 i2004_cust1 vln61_10</pre> <p>Note: An IP address can be specified with only the leading digits (for example, 47.11). An IP address with zeroes at the end can be specified (for example, 47.11.0.0)</p>	
PRT IPR x	<p>Prints the IP connectivity configuration data associated with the IP Expansion cabinet end of the specified port, where x = 1-4.</p> <p>supl shelf</p> <p>IPMG supl shelf or <CR> to print information for all IPMGs. If an IPMG supl shelf is not entered, all IPMGs are output, without their designator information. If an IPMG supl shelf is entered, a single IPMG is output, with the designator information (if MGC based IPMG)</p>	
PRT IPM x	<p>Prints the IP connectivity configuration data associated with the Main cabinet end of the specified port, where:</p> <ul style="list-style-type: none"> x = 1-4 	
PRT IPMG	<p>supl shelf</p> <p>IPMG supl shelf or <CR> to print information for all IPMGs. If an IPMG supl shelf is not entered, all IPMGs are output, without their designator information. If an IPMG supl shelf is entered, a single IPMG is output, with the designator information (if MGC based IPMG)</p>	
PRT LCL	<p>Prints the Local Core Location Loop, Shelf & Card values (Applicable only to CPPM and Linux CS)</p>	basic-6.00
PRT L3ELAN [side / CR] [role / CR]		basic-5.00

Command	Description	Pack/Rel
	Display the physical addresses of the CS cores. Where: <ul style="list-style-type: none"> • Side = 0 / 1 (number of the core) • Role = ACTIVE / INACTIVE. 	
PRT L3GW [side]	Display the default gateway for physical ELAN. Where: <ul style="list-style-type: none"> • Side = 0 / 1 (number of the core) 	basic-5.00
PRT L3HSP <side / CR>	Display Layer 3 Hot Standby Protocol of VPN Router Where: <ul style="list-style-type: none"> • Side = 0 / 1 (number of the core) 	basic-5.00
PRT L3HSPGW [side / CR]	Display Layer 3 Hot Standby Gateway of VPN Router Where: <ul style="list-style-type: none"> • Side = 0 / 1 (number of the core) 	basic-5.00
PRT L3HSPMASK [side / CR]	Display Layer 3 Hot Standby Mask of VPN Router Where: <ul style="list-style-type: none"> • Side = 0 / 1 (number of the core) 	basic-5.00
PRT L3MASK [side / CR]	Display the ELAN mask. Where: <ul style="list-style-type: none"> • Side = 0 / 1 (number of the core) 	basic-5.00
PRT L3PRIV [role]	Display the ELAN virtual ACTIVE and INACTIVE addresses. Where: <ul style="list-style-type: none"> • Side = 0 / 1 (number of the core) • Role = ACTIVE / INACTIVE. 	basic-5.00
PRT LDAPSYNC	Display the parameters of the Unicode Name Directory <-> CND LDAP scheduled data synchronization task.	basic-6.00
PRT MASK	Display subnet mask stored in database. Note: This command is blocked for co-resident Call Server applications (Call Server and Signaling Server applications co-located on a CP PM server). Network configuration and management are controlled from the Linux Base layer.	basic-5.00

Command	Description	Pack/Rel
PRT MEDS	Print Mediation Server Selection feature	
PRT MGMT_ALARM	Print MGMT SNMP traps setting	
PRT MSEC ALL	Print System-wide media security configuration, and the media security CLS for all TNs.	basic-5.00
PRT MSEC IP <ip_addr>	Print Media SEccurity class of service (CLS) for a specified IP address where: <ul style="list-style-type: none"> • <ip_addr> = full or partial IP address 	basic-5.00
PRT MSEC SYS	Print system wide Media SEcurity configuration.	basic-5.00
PRT MSEC TN	Print Media SEcurity CLS for a specified full or partial TN.	basic-5.00
PRT NAV_SITE	Print the navigation site name If the navigation site name has been modified in LD117 since the last execution of the SYNC SNMPCONF command (not activated), the PRT NAV_SITE command prints the modified navigation site name in an "OVLY 117 Configuration" area and the existing navigation site name in an "ACTIVE Configuration" area. When the SYNC SNMPCONF command is executed, the "OVLY 117 Configuration" changes are activated and become part of the "ACTIVE Configuration" on the system.	basic-4.00 basic-6.00
PRT NAV_SYSTEM	Print the navigation system name	basic-4.00

Command	Description	Pack/Rel
	If the navigation system name has been modified in LD117 since the last execution of the SYNC SNMPCONF command (not activated), the PRT NAV_SYSTEM command prints the modified navigation system name in an "OVLY 117 Configuration" area and the existing navigation system name in an "ACTIVE Configuration" area. When the SYNC SNMPCONF command is executed, the "OVLY 117 Configuration" change is activated and becomes part of the "ACTIVE Configuration" on the system.	basic-6.00
PRT NBWMM CFG	Print CS Configuration table	
PRT NBWMM REG	Print CS Registration Information table	
PRT NBWMM STAT	Print CS Network status table	
PRT NDAPP	Print the Name Directory application parameters. => PRT NDAPP NDApp1State=Enabled NDlookupTimer=4000	basic-6.00
PRT NKT	Print NAT Mapping Keep Alive time-out setting of port mapping for devices behind a NAT router.	basic-4.00
PRT NTP	Display the current configuration parameters of NTP. Displayed parameters include: <ul style="list-style-type: none"> • IP addresses of primary and secondary NTP servers • values for the three threshold levels: Minimum, Warning, and Maximum • security mode: secure or insecure • Key ID (if NTP is running in secure mode) • time interval 	basic-5.00

Command	Description	Pack/Rel
	<ul style="list-style-type: none"> • local time zone offset from UTC • synchronization mode: manual or background <p>Note: This command is blocked for co-resident Call Server applications (Call Server and Signaling Server applications co-located on a CP PM server). NTP configuration and management are controlled from the Linux Base layer.</p>	
PRT NUMZONE <numbering zone>	<p>Print a table of information for a ZBD numbering zone, where <numbering zone> = 1-1023.</p> <p>Output:</p> <ul style="list-style-type: none"> • <PREF> = site prefix A number from 0-9999. • <CC> = country code A number from 0-9999. • <NPA> = area code (used for dialing through ZFDP) A number from 0-9999. • <AC1> = trunk access code 1 A number from 0-99. • <AC2> = trunk access code 2 A number from 0-99. • <NATC> = national dial code A number from 0-9999. • <INTC> = international dial code A number from 0-9999. • <DAC> = flag to delete NPA for a local subscriber call A number from (0)-1. • <TTBL> = tone table A number from (0)-32. <p>Note: If <numbering zone> is not specified, all numbering zones are printed.</p>	zbd-6.00
PRT NZDES [<numbering zone>]	<p>Print the description for a specified ZBD numbering zone.</p> <p>Note: Descriptions for all numbering zones are printed if <numbering zone> is not specified.</p>	zbd-6.00
PRT OPEN_ALARM		

Command	Description	Pack/Rel
	Display SNMP open alarm trap settings. If SNMP open alarm trap settings have been added or modified in LD117 since the last execution of the SYNC SNMPCONF command, the PRT OPEN_ALARM command displays the new (not yet activated) SNMP open alarm trap settings in an "OVLY 117 Configuration" area, and the existing (currently active) SNMP open alarm trap settings in an "ACTIVE Configuration" area. When the SYNC SNMPCONF command is executed, the "OVLY 117 Configuration" open alarm changes are activated and become part of the "ACTIVE Configuration" on the system.	basic-6.00
PRT PDBAK	Print parameters for remote backup of PD	
PRT PDV	Print the current PDV value	
PRT PPP	Print Point-to-point Protocol interface address(es)	
PRT PTM	Print current Point-to-point Protocol idle timer settings	
PRT QOS	Print the current and average QOS values	
PRT QSTHS	Print all VQ thresholds	pvqm-4.0
PRT RCL	Prints the Remote Core Location Loop, Shelf & Card values (Applicable only to CPPM and Linux CS).	
PRT ROUTE	Display routing table entries stored in the database. Note: This command is blocked for co-resident Call Server applications (Call Server and Signaling Server applications co-located on a CP PM server). Network configuration and management are controlled from the Linux Base layer.	
PRT SEL [nn] [aaaa]	Print most recent record(s) in system event list, where: <ul style="list-style-type: none"> • [nn] = 0-(20)-SELsize • [aaaa] = category name (for example, BUG) All categories are printed if not specified. 	basic-4.5
PRT SELsize	Print System Event List size	

Command	Description	Pack/Rel
PRT SNMP_SYSGRP	Print all parameters of the MIB-II system group.	basic-4.00
	If MIB-II system group parameters have been modified in LD117 since the last execution of the SYNC SNMPCONF command (not activated), the PRT SNMP_SYSGRP command prints the modified MIB-II system group parameters in an "OVLY 117 Configuration" area and the existing MIB-II system group parameters in an "ACTIVE Configuration" area. When the SYNC SNMPCONF command is executed, the "OVLY 117 Configuration" changes are activated and become part of the "ACTIVE Configuration" on the system.	basic-6.00
PRT SUBNET [ALL]	Print all subnet entries.	basic-5.00
PRT SUBNET ECL <ecl>	Print all subnets that match the specified ECL.	basic-5.00
PRT SUBNET ERL<erl>	Print all subnets that match the specified ERL.	basic-5.00
PRT SUBNET <IP Address>	Print the specified subnet entry (or all entries that match a partially-specified IP address).	basic-5.00
PRT SUBNET NTH <n-th> <count>	Print 'count' subnets starting from 'n-th' entry.	basic-5.00
PRT SUPPRESS	Print global suppress value	alm_filter -21
PRT SUPPRESS_ALARM	Prints the alarm suppression threshold value.	basic-4.00
PRT SYSMGMT_COMM		basic-4.00

Command	Description	Pack/Rel
	Print the system management Read/Write/Trap community name strings If system management read/write/trap community strings have been added or modified in LD117 since the last execution of the SYNC SNMPCONF command (not activated), the PRT SYSMGMT_COMM command prints the added and modified system management read/write/trap community strings in an "OVLY 117 Configuration" area and the existing system management read/write/trap community strings in an "ACTIVE Configuration" area. When the SYNC SNMPCONF command is executed, the "OVLY 117 Configuration" changes are activated and become part of the "ACTIVE Configuration" on the system.	basic-6.00
PRT TIMER	Print global timer window length (in minutes). See "Global window timer length" (page 1122) for more information.	alarm_filter -21
PRT VPNKEY	Display the pre-shared key:	basic-5.00
PRT VPNNET	Display both VPN Network IP and Mask	basic-5.00
PRT VPNROUTER <side / CR> <address type / CR>	Display interface of VPN Router Where: <ul style="list-style-type: none"> • Side = 0 / 1 (number of the core) • Address type = 'PUBLIC' / 'PRIVATE' VPN Router interface 	basic-5.00
PRT ZACB [<Zone>]	Print branch office zone dialing plans, where <zone> = branch office zone. If <zone> is not specified, print branch office zone dialing plans for all branch office zones.	
PRT ZALT [<zone number>]	Print Alternative Prefix numbers, where <zone number> = 0-255. If <zone number> is not specified, print Alternate Prefix numbers for all configured zones.	basic-4.50

Command	Description	Pack/Rel
PRT ZAST	Print Alarms Suppress time interval for the zone.	
PRT ZBW [<Zone>]	Print zone bandwidth utilization, where <zone> = zone. If <zone> is not specified, print zone bandwidth utilization for all configured zones.	
PRT ZBWM <Source Zone> [<Dest Zone>]	Print a zone-to-zone QoS status for all zones, where: <ul style="list-style-type: none"> • Source Zone = 0-255 • Dest Zone = 0-255 	basic-4.50
PRT ZBWM <Source Zone> ALL	Print a zone-to-zone QoS status table for all zones, where, <ul style="list-style-type: none"> • Source Zone = 1-255 Table Output Fields are: <ul style="list-style-type: none"> • Source — Zone and VPNI • Destination — Zone and VPNI • QoS factor • Configured Interzone B/W (Kbps) • Sliding Maximum B/W (Kbps) • Actual instantaneous B/W used (Kbps) • Calls/hour or average bandwidth (Kbps) 	basic-4.50
PRT ZBWM <Source Zone> [<Destination Zone>]	Print a zone-to-zone QoS status table, where:	

Command	Description	Pack/Rel
	<ul style="list-style-type: none"> • Source Zone = 0-255 • Destination Zone = 0-255, and Output Fields are: <ul style="list-style-type: none"> • Source — Zone and VPNI • Destination — Zone and VPNI • QoS factor • Configured Interzone B/W (Kbps) • Sliding Maximum B/W (Kbps) • Actual instantaneous B/W used (Kbps) • Calls/hour or average bandwidth (Kbps) 	
PRT ZCAC {<zone>}	Print CAC parameters for all or for the identified zone, where: <ul style="list-style-type: none"> • Local ZONE = 0-255 • State = ENL/DIS • CR =1-100 • CPL =1-100 • CD =1-100 • CJ = 1-100 • CQOS = 1-100 • ZQRT = 1-100 • ZQRTI = 10-120 • ZQUAT = 1-99 • ZQWAT =1-99 • CACVT = 1-255 	zcac-4.50
PRT ZDES [<DESMatchString>]	Print a table of the zone description entries.	
PRT ZDID [<numbering zone>] [<matching string>]		zbd-6.00

Command	Description	Pack/Rel
	<p>Print a table of ZBD numbering zone-based call translations. Where:</p> <ul style="list-style-type: none"> • <numbering zone> = 1-1023 • <matching string> = “best match” string of 1-16 digits Unique inside a numbering zone. Only numbering zone-based call translations with the specified 1-16 digit numeric matching string are printed If not specified, all numbering zone-based call translations are printed. 	
PRT ZDP [<Zone>]	<p>Print a table of branch office zone dialing plan entries.</p>	
PRT ZESA [<Zone>]	<p>Print a table of branch office zone EmergencyServices Access (ESA) entries.</p>	
PRT ZDST	<p>Print a table of branch office zone time adjustment properties entries.</p>	
PRT ZFDP [<numbering zone>] [<matching string>]	<p>Print a table of ZBD numbering zone-based flexible dialing plans. Feature 420 (Zone Based Dialing) must be equipped.</p> <p>Where:</p> <ul style="list-style-type: none"> • <numbering zone> = 1-1023 If not specified, all numbering zone-based flexible dialing plans are printed. • <matching string> = 1-16 digit numeric string Unique inside a numbering zone. Only numbering zone-based flexible dialing plans with the specified 1-16 digit matching string are printed. If not specified, all numbering zone-based flexible dialing plans are printed. 	basic-6.00
PRT ZONE ALL	<p>Print zone information for all configured zones</p>	

Command	Description	Pack/Rel
PRT ZONE 0-255	Print zone information for a specific zone	
PRT ZPARAM [<numbering zone>]	Print the parameters of a ZBD numbering zone, where <numbering zone> = 1-1023. Note: When no numbering zone is specified, parameters for all ZBD numbering zones are printed.	zbd-6.00
PRT ZQNL <ZoneNumber>	Print the Notification Level for the specified zone, where: <ul style="list-style-type: none"> • ZoneNumber = 0-255 	pvqm-4.0
PRT ZQNL ALL	Print the Notification Level for all zones.	pvqm-40
PRT ZQOS <zone> <attribute / ALL>	Prints QoS records for specified attribute and zone (or for all attributes with ALL). Where attribute is defined in the Traffic Report 16 (see <i>Traffic Measurement: Formats and Outputs Reference</i> (NN43001-750)), for example "Interzone warning jitter count".	basic-4.5
PRT ZTDF [<Zone>]	Print a table of branch office zone time adjustment properties entries	
PRT ZTP [<Zone>]	Print a table of branch office zone time adjustment properties entries.	
REGISTER UCMSECURITY DEVICE	Establish mutual trust with the Primary Security Server for the element.	
REGISTER UCMSECURITY SYSTEM	Establish mutual trust with the Primary Security Server for all system elements	
RELOAD EPT		basic-4.00

Command	Description	Pack/Rel
	The new/modified EPT file is loaded into memory from disk (/u/db/smpserv.db).	
RST DN	Reset IP sets with specified DN	
RST ELNK ACTIVE	<p>Reset Meridian 1 active Ethernet interface IP address to default value (reset active ELAN IP address to default).</p> <p>Note: This command is blocked for co-resident Call Server applications (Call Server and Signaling Server applications co-located on a CP PM server). Network configuration and management are controlled from the Linux Base layer.</p>	
RST ELNK INACTIVE	<p>Reset Meridian 1 inactive Ethernet interface IP address to default value (reset inactive ELAN IP address to default).</p> <p>Note: This command is blocked for co-resident Call Server applications (Call Server and Signaling Server applications co-located on a CP PM server). Network configuration and management are controlled from the Linux Base layer.</p>	
RST FW	Print all scheduled reset times	basic-4.50
RST FW <FWID>	Print all scheduled reset times by firmware ID	basic-4.50
RST FW <FWID> START	<p>Immediate hard-reset all IP Phones, where:</p> <ul style="list-style-type: none"> FWID = firmware ID of IP Phones 	basic-4.50
RST FW <FWID> <START/STOP> <HH:MM>	Schedule or cancel hard-reset all IP Phones, where:	basic-4.50

Command	Description	Pack/Rel
	<ul style="list-style-type: none"> • FWID = firmware ID of IP Phones • START/STOP = IP Phones reset, where: <ul style="list-style-type: none"> — START = set reset time schedule — STOP = cancel scheduled reset • HH:MM = hour and minute when IP Phones are reset 	
RST IPR x	Restores the default IP connectivity configuration for the IP Expansion cabinet end of the specified port, where: <ul style="list-style-type: none"> • x = 1-4 	
RST IPM x	Restores the default IP connectivity configuration for the Main cabinet end of the specified port, where: <ul style="list-style-type: none"> • x = 1-4 	
RST MASK	Reset subnet mask to default	
RST PPP LOCAL	Reset local Point-to-point Protocol interface IP address to default value	
RST PPP REMOTE	Reset remote Point-to-point Protocol interface IP address to default value	
RST PTM	Reset Point-to-point Protocol idle timer to default	
RST TN	Reset IP set with specified TN	
RST ZONE	Print all scheduled reset times	basic-4.50
RST ZONE <ZoneNumber>	Print all scheduled reset times by zone	basic-4.50
RST ZONE <ZoneNumber> START	Hard-reset all IP Phones, where:	basic-4.50

Command	Description	Pack/Rel
	<ul style="list-style-type: none"> ZoneNumer = zone number 	
RST ZONE <ZoneNumber> <START/STOP> <HH:MM>	<p>Schedule or cancel hard-reset all IP Phones, where:</p> <ul style="list-style-type: none"> ZoneNumer = zone number START/STOP = IP Phones reset, where: <ul style="list-style-type: none"> START = set reset time schedule STOP = cancel scheduled reset HH:MM = hour and minute when IP Phones are reset 	basic-4.50
SECRET DEFAULT	Set the Secret to default value.	
SECRET SET	Define the Secret	
SECRET STAT	Print the Secret	
SECURITY DOMAIN JOIN	Establish mutual trust with the UCM Primary Security Server.	basic-6.00
SECURITY DOMAIN LEAVE	Remove the UCM Primary Security Server mutual trust information from the device.	basic-6.00
SECURITY DOMAIN MODE [MANUAL USER AUTO]	<p>Configure the UCM security domain management mode on the Call Server.</p> <p>Where:</p> <ul style="list-style-type: none"> MANUAL = all devices must join the UCM security domain using local CLI commands USER = the user is prompted with a list of all currently active devices and is asked to confirm their addition to the UCM security domain AUTO = The credentials for the user accounts assigned the necessary role are cached on the Call Server so that they can be 	basic-6.00

Command	Description	Pack/Rel
	sent at a later time to any device that the Call Server requires to join the UCM security domain	
SECURITY DOMAIN STAT		basic-6.00
	Display the IP address and fingerprint of the UCM Primary Security Server.	
STAT ESALO	Display ESALO information	basic-5.00
STAT IPMG [<sup>1 shelf>]		basic-5.00
	Display the detailed status of all/one IPMG(s) configured on the system	
STAT IPMG SUMMARY		basic-5.00
	Display the summary status of all IPMGs configured on the system.	
STAT L3VPN [side]		basic-5.00
	Display the VPN tunneling state. Where: <ul style="list-style-type: none"> • Side = 0 / 1 (number of the core) 	
STAT NTP		basic-5.00
	Check status of NTP. Status information displays in four categories—current NTP configuration, last NTP configuration, last synchronization error, and counters—and includes the following fields: <ul style="list-style-type: none"> • NTP enabled or disabled (if disabled, the report includes no further information) • IP addresses of the primary and secondary NTP servers • local time zone offset from UTC • time difference (delta) between system time and NTP server • current threshold level: Minimal, Warning, Maximum • secure mode of operation set to secure or insecure 	

Command	Description	Pack/Rel
	<ul style="list-style-type: none"> packets sent packets received <p>Note 1: NTP status information also appears on the Date and Time page in Element Manager, under the Network Time Protocol field.</p> <p>Note 2: This command is blocked for co-resident Call Server applications (Call Server and Signaling Server applications co-located on a CP PM server). NTP configuration and management are controlled from the Linux Base layer.</p>	
STAT RFC2833 <TN>	Display RFC2833 capability for TN for selected <TN>.	basis-5.0
STAT SHELLS SECURE	Indicates whether secured shell access is enabled or disabled.	basic-4.50
STAT SHELLS INSECURE	Indicates whether unsecured shell access is enabled or disabled.	basic-4.50
STAT SNMPCONF	<p>Display the status of the SYNC SNMPCONF command. The result indicates whether the SNMP parameters configured through LD 117 ("OVL 117 Configuration") are synchronized with the CS.</p> <p>There are two possible results:</p> <ul style="list-style-type: none"> SNMP Configuration is in progress When SNMP parameters are added or modified in overlay 117 and the SYNC SNMPCONF command is not executed, the new SNMP parameters are pending activation. SNMP Configuration is completed When SNMP parameters are added or modified in overlay 117 and the SYNC SNMPCONF command is executed (new SNMP parameters are activated). 	basic-6.00
STAT TRANSFERS INSECURE	Display the status of the insecure File Transfer Protocol (FTP).	basic-6.00
STAT TRANSFERS SECURE	Display the status of the secure File Transfer Protocol (SFTP).	basic-6.00

Command	Description	Pack/Rel
STAT UCM SYS	Show UCM registration status for all system elements.	basic-6.00
STAT UCM SYS REFRESH	Request UCM registration status update from all devices.	basic-6.00
STAT UCMSECURITY	Show the Primary Security Server IP address and fingerprint	
STAT VOLO	Display the active VOLO TN information	
STAT ZALT <zone>	Display Alternative Routing Status, where: <ul style="list-style-type: none"> • zone = bandwidth zone 	basic-4.50
STAT ZBR [<zone>]	Display status of branch office zones, where: <ul style="list-style-type: none"> • zone = bandwidth zone 	basic-4.00
	Note: With release 4.50 this command supports Alternative Routing for NBWM.	basic-4.50
SSH KEY ACTIVATE ACTIVE/INACTIVE	Activates / Inactivates the pending SSH key by restarting the SSH server	basic-5.00
SSH KEY ACTIVATE CABINET n/ALL	Activates the pending SSH key on Cabinet n or ALL Cabinet by restarting the SSH server	basic-5.00
SSH KEY CLEAR	Clears all stored public keys from memory, allowing connections to known devices with new public keys.	basic-5.00
SSH KEY CLEAR ACTIVE/ INACTIVE	Clears all stored public keys from memory, allowing connections to known devices with new public keys.	basic-5.00

Command	Description	Pack/Rel
SSH KEY CLEAR CABINET n/ ALL	Clears all stored public keys from memory, allowing connections to known devices with new public keys.	basic-5.00
SSH KEY GENERATE	Regenerate the keys on the specified device, if no device is specified then the system generates the key locally.	basic-5.00
SSH KEY GENERATE ACTIVE/INACTIVE	Regenerate the keys on the specified device, if no device is specified then the system generates the key locally.	basic-5.00
SSH KEY GENERATE CABINET n/ALL	Regenerate the keys on the specified device, if no device is specified then the system generates the key locally.	basic-5.00
SSH KEY SHOW	Displays the key fingerprint for the specified device, and the date the key was generated. If no device is specified then the system shows the key finger print for the local device.	basic-5.00
SSH KEY SHOW ACTIVE/ INACTIVE	Displays the key fingerprint for the specified device, and the date the key was generated. If no device is specified then the system shows the key finger print for the local device.	basic-5.00
SSH KEY SHOW CABINET n/ ALL	Displays the key fingerprint for the specified device, and the date the key was generated. If no device is specified then the system shows the key finger print for the local device.	basic-5.00
STIP FW	Print the number of registered IP Phones with associated RLM data	basic-4.50
STIP FW <XX> [<A>] [<BB>] [<FF>]	Print the RLM data for registered IP Phones, where:	basic-4.50

Command	Description	Pack/Rel
	<ul style="list-style-type: none"> • XX = firmware ID • A = major version designator • BB = minor version designator • FF = filter to apply on firmware version, where: <ul style="list-style-type: none"> — (==) = equal to — != = not equal to — < = less than — > = greater than 	
STIP MODL <MMMM>	<p>Print the RLM for all IP Phones, where:</p> <ul style="list-style-type: none"> • MMMM = IP Phone model 	basic-4.50
STOP NTP BACKGROUND	<p>Stop background synchronization from running.</p> <p>Note 1: You cannot stop a background synchronization if no background routine is running. Attempts to do so result in an error message.</p> <p>Note 2: This command is blocked for co-resident Call Server applications (Call Server and Signaling Server applications co-located on a CP PM server). NTP configuration and management are controlled from the Linux Base layer.</p>	basic-5.00
SYNC NTP <Manual BACKGROUND>	<p>Synchronize with NTP server in manual or background mode.</p> <p>Note 1: Manual synchronization places LD 117 on hold for 15 seconds. During that time, you cannot abort from the overlay.</p> <p>Note 2: This command is blocked for co-resident Call Server applications (Call Server and Signaling Server applications co-located on a CP PM server). NTP configuration and management are controlled from the Linux Base layer.</p>	basic-5.00
TEST ALARM [aaaa nnnn]		basic-4.00

Command	Description	Pack/Rel
---------	-------------	----------

Generate an alarm.
Where:

- `aaaa` = any character sequence.
However, to test how an existing system message category (for example, BUG, ERR, INI) appears in an alarm browser, use an existing system message.
- `(nnnn)` = any numeric sequence
Defaults to 0000.

The output shown on the TTY is the system message used as the parameter.

The actual trap sent to the trap destination list has the same severity as an existing message defined in the EDT and EPT. Nonexistent system messages have a severity of `Info`.

The following items are found in the details section of the trap output:

- `commonMIBDateAndTime` = the time when the test is generated
- `commonMIBSeverity` = defined by the EDT and EPT or `Info(5)`
- `commonMIBComponentID` = the configured value of the Navigation system name: Navigation site name: CS (component type)
- `commonMIBNotificationID` = 0
- `commonMIBSourceIPAddress` = IP Address of Call Server
- `commonMIBErrCode` = AAAA NNNN
- `commonMIBAlarmType` = 8 (indicating unknown)
- `commonMIBProbableCause` = 202 (indicating unknown)
- `commonMIBAlarmData` = Contains textual description

The rest of the variable bindings are NULL.

UNREGISTER UCMSECURITY DEVICE

Remove the Primary Security Server mutual trust information from system for the element.

UNREGISTER UCMSECURITY SYSTEM

Remove the Primary Security Server mutual trust information from system for all system elements.

Command	Description	Pack/Rel
UPDATE DBS	<p>Rebuild INET database and renumber host and route entry ID (update network database).</p> <p>Note: This command is blocked for co-resident Call Server applications (Call Server and Signaling Server applications co-located on a CP PM server). Network configuration and management are controlled from the Linux Base layer.</p>	

Alphabetical list of Maintenance commands

Maintenance commands share the same entry format as Administration commands.

Command	Description	Pack/Rel
DIS BUF ALL	Disable buffering for all data types	
DIS BUF CDR	Disable buffering for CDR data	
DIS BUF STN	Disable DBA buffering for Station Fast Sync	
DIS BUF TRF	Disable buffering for TRF data	
DIS DBK	Display database disaster recovery's backup & restore	
DIS HOST n	<p>Remove a host from the run time host table, where n = host entry number.</p> <p>Note: This command is blocked for co-resident Call Server applications (Call Server and Signaling Server applications co-located on a CP PM server). Network configuration and management are controlled from the Linux Base layer.</p>	
DIS MEDS	Disable Mediation Server Selection feature	
DIS PPP	Disable Point-to-point Protocol access (this enables PPPD)	

Command	Description	Pack/Rel
ENL BUF STN	Enable DBA buffering for Station Fast Sync	
ENL BUF TRF	Enable buffering for TRF data	
ENL DBK	Enable database disaster recovery's backup & restore	
ENL HOST n	Add a host to run time host table, where n = host entry number. Note: This command is blocked for co-resident Call Server applications (Call Server and Signaling Server applications co-located on a CP PM server). Network configuration and management are controlled from the Linux Base layer.	
ENL MEDS	Enable Mediation Server Selection feature	
ENL PPP	Enable Point-to-point Protocol access (Enables PPPD command)	
ENL ROUTE n	Add a route to run time routing table, where n = route entry number . Note: This command is blocked for co-resident Call Server applications (Call Server and Signaling Server applications co-located on a CP PM server). Network configuration and management are controlled from the Linux Base layer.	
ENL ZALT <zone>	Enable ACR for zone, where: <ul style="list-style-type: none"> • zone = 0-255 Note: Branch Office zone is configured at the Main Office	basic-4.50
ENL ZBR <zone> [ALL] [LOC] [ESA] [TIM] [ALT]	Enable a Zone's Branch Office behaviour, if no specific features are specified, then ALL is assumed, where:	basic-4.00

Command	Description	Pack/Rel
	<ul style="list-style-type: none"> • zone = 0-255 • ALL = all features • LOC = Local Dialing Access • ESA = Emergency Service Access • TIM = Time Adjustment • ALT = Alternate Routing for Branch 	basic-4.50
ENL ZCAC <Zone>	<p>Enables Call Admission Control (CAC) for the identified zone, where:</p> <ul style="list-style-type: none"> • Zone = 0-255 <p>Note: Enables the feature on a zone by zone basis.</p>	zcac-4.50
ENL ZONE 0-255	Enable a Zone	
PING	<p>Ping an IP address to test the network settings.</p> <p>Note: This command is blocked for co-resident Call Server applications (Call Server and Signaling Server applications co-located on a CP PM server). Network configuration and management are controlled from the Linux Base layer.</p>	
SET ENABLE_TRAPS (ON) OFF	<p>Enable/disable the sending of SNMP traps.</p> <p>Where:</p> <ul style="list-style-type: none"> • ON = enabled • OFF = disabled 	basic-6.00
SET HSP_IP	<p>Activates the HSP IP addresses and subnet mask</p> <p>Note: This command is blocked for co-resident Call Server applications (Call Server and Signaling Server applications co-located on a CP PM server). Network configuration and management are controlled from the Linux Base layer.</p>	basic-4.50

Command	Description	Pack/Rel
SET MASK	Set ELNK subnet mask to configured value (set runtime subnet mask to the configured value). Note: This command is blocked for co-resident Call Server applications (Call Server and Signaling Server applications co-located on a CP PM server). Network configuration and management are controlled from the Linux Base layer.	
SET MGMT_ALARM	Generate MGMT SNMP Traps	
SET OPEN_ALARM <slot> <IP address> [<port>]	Add an SNMP (Simple Network Management Protocol) trap destination. Where: <ul style="list-style-type: none">• <slot> = 0-7• <IP Address> = any valid value in an x.x.x.x format (TCP/IP)• <port> = destination port for the SNMP trap Note: When <port> is not specified, SNMP traps are routed to port 162 by default. Note: To clear an SNMP trap destination, specify appropriate <slot> value and set <IP Address> = 0.0.0.0. When SNMP open alarm trap destinations are added or modified in LD117, they are stored in an "OVLY 117 Configuration" area pending activation. When the SYNC SNMPCONF command is executed, the "OVLY 117 Configuration" SNMP open alarm changes are activated and become part of the "ACTIVE Configuration" (current) on the system.	basic-6.00
SET USN	Set the unique system name for IP Peer System	
STAT AUTONEG IPM	Display auto-negotiate status of Main Cabinet ports.	

Command	Description	Pack/Rel
---------	-------------	----------

The following report is displayed:

```
AUTO-NEGOTIATE LINK PARTNER STATUS - MAIN/CALL
SERVER PORTS -----
```

```
PORT Bandwidth Duplex Mode AutoNegotiate
=====
```

```
IPR 1 UNKNOWN UNKNOWN ON
IPR 2 UNKNOWN UNKNOWN
IPR 3 100 Mbps full duplex ON
IPR 4 UNKNOWN UNKNOWN
```

If the auto-negotiation process is successful, it returns " 100 Mbps full duplex". Otherwise UNKNOWN is reported, indicating a failure in negotiating 100 Mbps full duplex bandwidth.

STAT AUTONEG IPR

Display auto-negotiate status of Expansion Cabinet ports.

The following report is displayed:

```
AUTO-NEGOTIATE LINK PARTNER STATUS -
EXPANSION/MEDIA GATEWAY PORTS
-----
```

```
PORT Bandwidth Duplex Mode AutoNegotiate
=====
```

```
IPR 1 UNKNOWN UNKNOWN ON
IPR 2 UNKNOWN UNKNOWN
IPR 3 100 Mbps full duplex ON
IPR 4 UNKNOWN UNKNOWN
```

If the auto-negotiation process is successful, it returns " 100 Mbps full duplex". Otherwise UNKNOWN is reported, indicating a failure in negotiating 100 Mbps full duplex bandwidth.

STAT BUF Display buffer info (data type,% full, not ready)

STAT DBK Display status of disaster recovery (enabled, disabled)

STAT ELIN [ALL] / <er1> basic-5.00

Command	Description	Pack/Rel
	Print current status of all ELINs in all / specified ERLs.	
STAT ELIN ACTIVE [<erl>]	Print active mappings for specified ERL, or all ERLs if none is specified.	basic-5.00
STAT HOST	Display current runtime host table status (enabled hosts). Note: This command is blocked for co-resident Call Server applications (Call Server and Signaling Server applications co-located on a CP PM server). Network configuration and management are controlled from the Linux Base layer.	
STAT IP DTLS	Display the Resource Locator Module information for the specified UNISstim encr. and DTLS cap	
STAT IP FW	Display the Resource Locator Module information for Ethersets with specified F/W ID(s)	
STAT IP HOSTIP	Display the Resource Locator Module information corresponding to the specified HOST IP	
STAT IP MODL	Display the Resource Locator Module information for Ethersets of the specified Model Name	
STAT IP NODE	Display the Resource Locator Module information for the specified node	
STAT IP SIPLUA	Display the Resource Locator Module information for SIPL TNs with matching User Agent ID	
STAT IP TERMIP	Display the Resource Locator Module information corresponding to the specified Etherset IP	
STAT IP TN	Display the Resource Locator Module information for the specified TN or group of TNs	
STAT IP TYPE		

Command	Description	Pack/Rel
	Display the Resource Locator Module information for the specified TN type	
STAT IP ZONE	Display the Resource Locator Module information for the specified zone	
STAT ISET ALL	Display the Resource Locator Module information for all nodes	
STAT ISET NODE	Display the Resource Locator Module information for the specified node	
STAT LINK APP <applicationType>	Display the link information status of the server for the specified application, where: <ul style="list-style-type: none">• applicationType, where:<ul style="list-style-type: none">— LTPS = Line TPS— VGW = Voice Gateway— H323 = H.323 Virtual Trunk— GK = GateKeeper— MC32S = 32 port Mindspeed VGMC	
STAT LINK IP <IP address>	Display the link information status of the server for the specified IP address, or IP addresses of the specified sub-net, where: <ul style="list-style-type: none">• IP address = the ELAN IP address of the Signaling Server or Voice Gateway Media Card <p>Note: The IP address can be in full or partial IP address format. For example, "10.11.12.13" or "10.11".</p>	
STAT LINK NAME <hostName>	Display the link information status of the servers based on the supplied host nam, where: <ul style="list-style-type: none">• hostName = MAINSERVER	

Command	Description	Pack/Rel
STAT LINK NODE <nodeID>	<p>Display the link information status of the specified node, where:</p> <ul style="list-style-type: none"> • nodeID = 0-9999 <p>Note: The nodeID identifies the node number assigned to a group of Voice Gateway Media Cards and Signaling Server equipment.</p>	
STAT LINK SRV <serverType>	<p>Display the link information status of the servers for the specified server type, where:</p> <ul style="list-style-type: none"> • serverType, is: <ul style="list-style-type: none"> — ITGP = ITG Pentium — SMC = Media Card — SS = Signaling Server — MC32S = 32 port Mindspeed VGMC 	
STAT PPP	Display Point-to-point Protocol connection status.	
STAT ROUTE	<p>Display host and network routing tables.</p> <p>Note: This command is blocked for co-resident Call Server applications (Call Server and Signaling Server applications co-located on a CP PM server). Network configuration and management are controlled from the Linux Base layer.</p>	
STAT SERV APP <applicationType>	<p>Display the link information status of the server for the specified application, where:</p> <ul style="list-style-type: none"> • applicationType is: <ul style="list-style-type: none"> — LTPS = (Line TPS) — VGW = Voice Gateway — H323 = H.323 Virtual Trunk — GK = GateKeeper — SIP (Session Initiated Protocol) — MC32S = 32 port Mindspeed VGMC — SLG = SIP Lines Gateway 	

Command	Description	Pack/Rel
STAT SERV IP <IP address>	<p>Display the link information status of the server for the specified IP address, or IP addresses contained in the specified sub-net, where:</p> <ul style="list-style-type: none"> • IP address = the ELAN IP address of the Signaling Server or Voice Gateway Media Card. <p>Note: The IP address can be in full or partial IP address format. For example, "10.11.12.13" or "10.11".</p>	
STAT SERV NAME <hostName>	<p>Display the link information status of the servers based on the supplied host name, where:</p> <ul style="list-style-type: none"> • hostName = MAINSERVER 	
STAT SERV NODE <nodeID>	<p>Display the link information status of the specified node, where:</p> <ul style="list-style-type: none"> • nodeID = 0-9999 <p>Note: The nodeID identifies the node number assigned to a group of Voice Gateway Media Cards and Signaling Server equipment.</p>	
STAT SERV TYPE <serverType>	<p>Display the server information of the specified server type, where:</p> <ul style="list-style-type: none"> • serverType is: <ul style="list-style-type: none"> — ITGP = ITG Pentium — SMC = Media Card — SS = Signaling Server — MC32S = 32 port Mindspeed VGMC 	
STAT SS	Display the server information of the specified Signaling Server.	
STAT UCM SYS	Show UCM registration status for all system elements.	basic-6.00
STAT UCM SYSREFRESH	Refresh the status of the UCM system.	basic-6.00

Command	Description	Pack/Rel
STAT ZBR [<Zone>]	<p>Display status of branch office zones, where:</p> <ul style="list-style-type: none"> • Zone = 0-255 	
STAT ZONE [<Zone>]	<p>Display zone status table, where:</p> <ul style="list-style-type: none"> • Zone = 0-255 	
STIP ACF	Displays status for all ACF calls	basic-4.50
STIP ACF <status>	<p>Displays Active Call Failover (ACF) status information, where:</p> <ul style="list-style-type: none"> • UNREG = unregistered calls • HREG = half-registered calls • REB = rebuilt calls • HREB = half-rebuilt calls • PREB = partial-rebuilt calls 	basic-4.50
STIP HOSTIP <IP address>	<p>Display information contained in the resource locator module table corresponding to the specified HOSTIP address, or HOSTIP addresses contained in the specified sub-net, where:</p> <ul style="list-style-type: none"> • IP address = the ELAN IP address of the Signaling Server or Voice Gateway Media Card. <p>Note: IP address can be in full or partial IP address format. For example, "10.11.12.13", or "10.11".</p>	
STIP NODE <nodeID>	<p>Display information contained in the resource locator module table corresponding to the specified node ID, where:</p> <ul style="list-style-type: none"> • nodeID = 0-9999 <p>Note: The nodeID identifies the node number you have assigned to a group of VGMC and Signaling Server equipment.</p>	
STIP SIPLUA <UA string>		basic-6.00

Command	Description	Pack/Rel
---------	-------------	----------

Display SIP Line Services TNs with the specified User Agent string.

STIP TERMIP <IP address>

Display information contained in the resource locator module table corresponding to the specified TERMIP address, or TERMIP addresses contained in the specified sub-net, where:

- IP address = the TLAN IP address of the IP Phone or Voice Gateway Media Card.

Note: IP address can be in full or partial IP address format. For example, "10.11.12.13", or "10.11".

STIP TN <l s c u>

Display the resource locator module information for the specified TN, or group of TNs, as denoted by the l s c u and c u parameters.

STIP TYPE <aaa>

Display the resource locator module information for the specified TN type.

Where valid values for <aaa> are:

- I2002 = IP Phone 2002
- I2004 = IP Phone 2004
- I2050 = IP Phone 2050
- ISET = all IP sets
- VGW = Voice Gateway resources
- IPTI = Virtual Trunk and IP Trunks
- MC32S = 32 port Mindspeed VGMC

Where valid values for <aaa> are:

basic 5-5

- 1210 = IP Phone 1210
- 1220 = IP Phone 1220
- 1230 = IP Phone 1230

Note: Up to 3 TN types can be specified.

STIP ZONE <zone>

Command	Description	Pack/Rel
	<p>Display the resource locator module information for the specified zone number, or range of zones, where:</p> <ul style="list-style-type: none"> • zone = 0-255 	
TEST ALARM [aaaa nnnn]	<p>Generate an alarm. Where:</p> <ul style="list-style-type: none"> • aaaa = any character sequence. However, to test how an existing system message category (for example, BUG, ERR, INI) appears in an alarm browser, use an existing system message. • (nnnn)= any numeric sequence Defaults to 0000. <p>The output shown on the TTY is the system message used as the parameter.</p> <p>The actual trap sent to the trap destination list has the same severity as an existing message defined in the EDT and EPT. Nonexistent system messages have a severity of Info.</p> <p>The following items are found in the details section of the trap output:</p> <ul style="list-style-type: none"> • commonMIBDateAndTime = the time when the test is generated • commonMIBSeverity= defined by the EDT and EPT or Info(5) • commonMIBComponentID = the configured value of the Navigation system name: Navigation site name: CS (component type) • commonMIBNotificationID = 0 • commonMIBSourceIPAddress= IP Address of Call Server • commonMIBErrCode = AAAA NNNN • commonMIBAlarmType = 8 (indicating unknown) • commonMIBProbableCause = 202 (indicating unknown) • commonMIBAlarmData = Contains textual description <p>The rest of the variable bindings are NULL.</p>	basic-4.00

Command	Description	Pack/Rel
<code>TEST SUBNETLIS <IP address></code>	Return the location data for the subnet entry that matches the specified IP address.	basic-5.00

Index

0+RT (LD 28)	789	ACDN (LD 23)	710
0-RT (LD 28)	789	ACDN (LD 97)	1086
1RT (LD 28)	790	ACDR (LD 88)	1011
20PP (LD 97)	1086	ACFT (LD 56)	836
2DT (LD 16)	409	ACKW (LD 16)	410
3ANI (LD 19)	627	ACLE (LD 88)	1011
500B (LD 17)	524	ACMP (LD 16)	410
500L (LD 73)	904	ACNI (LD 16)	411
		ACNO (LD 56)	836
		ACNS (LD 15)	306
		ACNT (LD 23)	710
		ACO (LD 73)	904
		ACOD (LD 16)	411
		ACOD (LD 21)	681
		ACPQ (LD 23)	710
		ACPS (LD 58)	877
		ACPT (LD 58)	878
		ACRC (LD 73)	904
		ACT_BUSY (LD 15)	306
		ACT_IDLE (LD 15)	306
		ACTN (LD 56)	836
		ADAN (LD 17)	525
		ADAY (LD 10)	93
		ADAY (LD 11)	149
		ADAY (LD 16)	411
		ADCP (LD 16)	412
		ADD (LD 73)	905
		ADDG (LD 15)	306
		ADDG (LD 16)	411
		ADDITIONAL_PORT (LD 17)	526
		ADDP (LD 16)	412
		ADFT (LD 19)	627
		ADHT (LD 15)	306
		ADJUST PAPER THEN cr (LD 20)	657
		ADJUST PAPER THEN CR (LD 22)	694
		ADJUST PAPER THEN CR (LD 81)	954
		ADJUST PAPER THEN CR (LD 82)	975
		ADJUST PAPER THEN CR (LD 83)	979
A (LD 18)	617		
A_FILTER (LD 17)	527		
A1MR (LD 16)	409		
AAA (LD 95)	1070		
AAAO (LD 16)	409		
AACD (LD 10)	93		
AACQ (LD 23)	709		
AACR (LD 21)	681		
AACS (LD 20)	656		
AADN (LD 12)	224		
AANI (LD 16)	410		
AAT (LD 16)	410		
AATB (LD 16)	410		
AATO (LD 16)	410		
ABAN (LD 12)	225		
ABAN (LD 16)	410		
ABCD (LD 17)	524		
ABDN (LD 15)	305		
ABOR (LD 17)	525		
ABST (LD 56)	836		
ABTR	410		
AC1 (LD 86)	987		
AC2 (LD 15)	305		
AC2 (LD 86)	987		
ACAA (LD 23)	710		
ACC (LD 93)	1034		
ACCD (LD 15)	305		

ADLD (LD 15)	306		ANDT (LD 16)	413
ADMIN_PORT (LD 17)	526		ANFA (LD 56)	836
ADMN (LD 57)	864		ANFB (LD 56)	836
ADPD (LD 23)	710		ANFT (LD 16)	413
AEFD (LD 11)	149		ANI_DATA (LD 15)	308
AEHT (LD 11)	149		ANIC (LD 16)	414
AENI (LD 23)	710		ANIE (LD 10)	94
AF_STATUS (LD 17)	527		ANIE (LD 11)	149
AFBT (LD 15)	307		ANIE (LD 16)	415
AFCO (LD 15)	307		ANIE (LD 27)	764
AFD (LD 11)	149		ANII (LD 19)	627
AFNT (LD 15)	307		ANIT (LD 19)	628
AFX (LD 73)	905		ANKP (LD 16)	415
AGCD (LD 17)	527		ANLD (LD 15)	308
AGNO (LD 93)	1035		ANNS (LD 56)	837
AGNT (LD 97)	1086		ANOF (LD 56)	837
AHNT (LD 11)	149		ANQU (LD 56)	837
AHOL (LD 10)	94		ANSR (LD 56)	837
AHOL (LD 11)	149		ANSZ (LD 16)	415
AHOL (LD 16)	412		ANTK (LD 16)	415
AIA (LD 16)	412		ANUM (LD 12)	225
AID (LD 23)	710		ANUM (LD 93)	1035
ALARM (LD 17)	527		ANXC (LD 56)	837
ALDN (LD 15)	307		AOBT (LD 56)	837
ALEN (LD 88)	1011		AOCS (LD 15)	308
ALL (LD 57)	864		AODN (LD 15)	308
ALOG (LD 23)	710		AODN (LD 93)	1035
ALLOW (LD 19)	627		AOLR (LD 17)	527
ALLOW (LD 49)	800		AOM (LD 11)	150
ALLOW (LD 87)	1002		APAD (LD 15)	308
ALLOW (LD 90)	1021		APL (LD 15)	309
ALLOW (LD 93)	1035		APL (LD 23)	710
ALLOW_LAST_DIG_REPEAT (LD 24)	742		APPL (LD 17)	528
ALPD (LD 12)	225		APPL (LD 27)	764
ALRM (LD 15)	307		APRT (LD 17)	528
ALRM (LD 16)	412		APVL (LD 17)	528
ALRM (LD 17)	527		AQTT (LD 15)	309
ALRM (LD 18)	617		AQTT (LD 93)	1035
ALRM (LD 73)	905		ARBK (LD 56)	837
ALRM (LD 74)	944		ARDL (LD 87)	1002
ALST (LD 86)	987		ARDL_ACCEPT (LD 15)	309
ALT (LD 86)	987		ARDL_ATTEMPT (LD 15)	309
ALUL (LD 97)	1086		ARDL_RETRY (LD 15)	310
ALUS (LD 97)	1086		ARE YOU SURE	739
AML (LD 17)	527		ARE YOU SURE? (LD 95)	1070
AML_DATA (LD 15)	307		AREM (LD 57)	864
ANAT (LD 15)	307		ARLI (LD 90)	1022
ANAT (LD 56)	836		ARRN (LD 90)	1022
ANDN (LD 15)	306		ART (LD 56)	838
ANDN (LD 16)	413		ARTO (LD 10)	94

ARTO (LD 11)	150	AUTR (LD 15)	311
ASID (LD 20)	657	AUTR (LD 24)	739
ASID (LD 21)	681	AUXP (LD 16)	418
ASID (LD 23)	711	AWU (LD 15)	311
ASPCT (LD 15)	310	AWU_DATA (LD 15)	311
ASRC (LD 57)	864	AWUA (LD 57)	864
AST (LD 10)	94	AWUD (LD 57)	864
AST (LD 11)	150	AWUT (LD 56)	838
AST (LD 14)	246	AWUV (LD 57)	864
AST (LD 23)	711	AXID (LD 15)	311
AST (LD 97)	1087	AXQI (LD 17)	529
ASTM (LD 15)	310	AXQO (LD 17)	529
ASTP (LD 16)	416		
ASUM (LD 02)	71, 83	B	
ASUM A (LD 02)	71, 83	B (LD 18)	617
ASUM E (LD 02)	71, 83	B1 (LD 27)	765
ASUP (LD 16)	416	B1CT (LD 27)	765
ATAC (LD 15)	310	B2 (LD 27)	765
ATAN (LD 16)	417	B2CT (LD 27)	765
ATBL (LD 16)	417	BAND (LD 16)	419
ATCH (LD 15)	310	BANR (LD 17)	530
ATDA (LD 57)	864	BATT (LD 17)	530
ATDD (LD 57)	864	BAUD (LD 11)	151
ATDN (LD 14)	246	BCAD (LD 97)	1087
ATDN (LD 15)	310	BCAP (LD 15)	311
ATDN (LD 16)	417	BCAP (LD 17)	530
ATGT (LD 16)	417	BCH (LD 27)	766
ATIM (LD 15)	311	BCHI (LD 17)	530
ATO (LD 73)	905	BCHL (LD 17)	530
ATRC (LD 15)	311	BCOT (LD 16)	419
ATRN (LD 17)	529	BCST (LD 17)	531
ATRR (LD 16)	417	BDCT (LD 16)	419
ATT (LD 94)	1062	BDI (LD 15)	311
ATT_DATA (LD 15)	311	BDSP (LD 16)	419
ATVR (LD 16)	417	BGTH (LD 52)	811
AUDN (LD 16)	418	BILN (LD 16)	419
AUDT (LD 17)	529	BIMP (LD 10)	95
AUT (LD 11)	150	BIMP (LD 14)	246
AUTB (LD 11)	150	BIPC (LD 73)	905
AUTH (LD 10)	94	BIPV (LD 73)	906
AUTH (LD 11)	150	BITL (LD 17)	532
AUTH (LD 16)	418	BKGD (LD 17)	532
AUTH (LD 49)	800	BLEN (LD 16)	419
AUTH (LD 57)	864	BLOC (LD 50)	806
AUTHCOD_ALRM (LD 88)	1011	BNE (LD 86)	988
AUTM (LD 16)	418	BNRA (LD 57)	864
AUTO (LD 16)	418	BNRD (LD 57)	864
AUTO (LD 88)	1011	BNUM (LD 16)	419
AUTO_AUDIT (LD 17)	529	BOTO (LD 15)	311
AUTO_BIMP (LD 14)	246	BPS (LD 17)	532

BPSS (LD 15)	312	CAC_MFC (LD 27)	766
BPV (LD 73)	906–907	CAC0 (LD 15)	312
BRIL (LD 73)	907	CAC1 (LD 15)	312
BRIP (LD 16)	420	CAC2 (LD 15)	312
BRIT (LD 73)	907	CAC3 (LD 15)	312
BRK (LD 97)	1087	CAC4 (LD 15)	313
BRSC (LD 27)	766	CAC5 (LD 15)	313
BRST (LD 88)	1011	CAC6 (LD 15)	313
BRST PARM (LD 74)	945	CAC7 (LD 15)	313
BSCW (LD 23)	711	CAC8 (LD 15)	313
BSFE (LD 15)	312	CAC9 (LD 15)	313
BSGC (LD 15)	312	CACC (LD 15)	313
BSRC (LD 17)	533	CACC (LD 16)	420
BSRV (LD 17)	533	CACD (LD 16)	421
BSSU (LD 16)	420	CACD (LD 94)	1062
BTCG (LD 16)	420	CAD (LD 97)	1088
BTDD (LD 97)	1088	CALB (LD 20)	657
BTDT (LD 14)	247	CALB (LD 21)	682
BTDT (LD 97)	1088	CALB (LD 23)	712
BTID (LD 14)	248	CALP (LD 23)	712
BTT (LD 16)	420	CAMP (LD 56)	838
BTUA (LD 16)	420	CANC (LD 15)	314
BUID (LD 11)	151	CARD (LD 27)	766
BUID (LD 20)	657	CAS (LD 15)	314
BUSY (LD 23)	711	CAS_DATA (LD 15)	314
BUSY (LD 56)	838	CAST (LD 56)	838
BWTM (LD 02)	71	CAT (LD 16)	421
BYPS (LD 49)	800	CBCR (LD 16)	421
BYPS (LD 58)	878	CBQ (LD 16)	421
BYTH (LD 23)	711	CBQ (LD 86)	988
		CBQ (LD 87)	1002
		CBTL (LD 87)	1002
C		CC0 (LD 73)	908
C (LD 18)	617	CC1 (LD 73)	908
C CLR (R) (LD 73)	908	CC2 (LD 73)	909
C CLR (S) (LD 73)	908	CC3 (LD 73)	909
C SUPO(S) (LD 73)	912	CC4 (LD 73)	909
C6DS (LD 57)	865	CCAN (LD 19)	628
CAB (LD 17)	533	CCAR (LD 73)	908
CAB (LD 56)	838	CCB (LD 16)	421
CAC (LD 10)	95	CCB1 (LD 16)	421
CAC (LD 16)	420	CCB2 (LD 16)	421
CAC (LD 27)	766	CCBA (LD 16)	422
CAC_CIS (LD 10)	95	CCBA (LD 23)	712
CAC_CIS (LD 11)	151	CCBA (LD 24)	739
CAC_CIS (LD 16)	420	CCBA (LD 87)	1002
CAC_CIS (LD 27)	766	CCDO (LD 15)	314
CAC_CIS (LD 88)	1011	CCFA (LD 57)	865
CAC_CONV (LD 16)	420	CCFD (LD 57)	865
CAC_MFC (LD 10)	95	CCFWDN (LD 15)	314
CAC_MFC (LD 11)	151		

CCGD (LD 73)	909	CFSN (LD 56)	840
CCLS (LD 19)	628	CFTA (LD 15)	316
CCNI (LD 16)	422	CFTN (LD 10)	95
CCO (LD 16)	422	CFTN (LD 11)	152
CCRS (LD 15)	314	CFWA (LD 57)	865
CCS_DATA (LD 15)	315	CFWD (LD 57)	865
CDAN (LD 19)	628	CFWD (LD 95)	1070
CDCT (LD 16)	422	CFWI (LD 57)	865
CDEN (LD 10)	95	CFWR (LD 16)	423
CDEN (LD 11)	151	CFWS (LD 17)	534
CDEN (LD 12)	225	CFWT (LD 56)	839
CDEN (LD 13)	238	CFWT (LD 97)	1089
CDEN (LD 14)	248	CFWV (LD 57)	865
CDEN (LD 20)	658	CGPC (LD 16)	423
CDN (LD 23)	712	CH (LD 27)	767
CDNC (LD 56)	839	CHANGE MAP? (LD 29)	791
CDNO (LD 17)	534	CHDN (LD 15)	316
CDP (LD 86)	988	CHID (LD 14)	248
CDPC (LD 16)	422	CHLN (LD 15)	316
CDPC (LD 18)	617	CHMN (LD 15)	316
CDPL (LD 15)	315	CHRG (LD 16)	423
CDPR (LD 15)	315	CHTY (LD 16)	423
CDR (LD 15)	315	CIC (LD 19)	628
CDR (LD 16)	422	CIS_ANI (LD 15)	316
CDR (LD 27)	767	CIS_ENT (LD 15)	316
CDR_DATA (LD 15)	315	CISFW (LD 73)	909
CDRB (LD 16)	423	CISR (LD 16)	423
CDRC (LD 57)	865	CIST (LD 14)	248
CDRX (LD 16)	423	CITM (LD 02)	71
CDRY (LD 16)	423	CLAS (LD 88)	1012
CDSQ (LD 23)	712	CLASS_FMT (LD 15)	317
CDT (LD 56)	839	CLDN (LD 15)	317
CDTI2 (LD 73)	909	CLEA (LD 73)	910
CDTO (LD 15)	315	CLEN (LD 16)	423
CE (LD 97)	1089	CLID (LD 15)	317
CEIL (LD 23)	712	CLID (LD 16)	424
CEPT (LD 57)	865	CLID (LD 17)	534
CEQP (LD 73)	909	CLIP (LD 27)	767
CEQU (LD 17)	534	CLK (LD 11)	152
CFBA (LD 57)	865	CLK (LD 16)	424
CFDD (LD 57)	865	CLKN (LD 73)	910
CFDT (LD 56)	839	CLN (LD 56)	840
CFHO (LD 57)	865	CLOK (LD 17)	535
CFLP (LD 14)	248	CLOK (LD 27)	767
CFMW (LD 56)	839	CLR (LD 19)	629
CFN0 (LD 15)	315	CLRB (R) (LD 73)	910
CFN1 (LD 15)	316	CLRB (S) (LD 73)	910
CFN2 (LD 15)	316	CLRF (R) (LD 73)	910
CFNA (LD 15)	315	CLRF (S) (LD 73)	910
CFNA (LD 95)	1070	CLS (LD 10)	96

CLS (LD 14)	251	CONN (LD 14)	255
CLS (LD 16)	424	CONN (R) (LD 73)	911
CLS (LD 27)	767	CONN (S) (LD 73)	911
CLS1 (LD 15)	317	CONT (LD 18)	617
CLS2 (LD 15)	317	CONT (LD 97)	1089
CLTP (LD 90)	1022	COPC (LD 02)	71
CMD (LD 29)	792	COPN (LD 02)	71
CMF (LD 14)	254	COPS (LD 02)	71
CMS (LD 17)	535	COPT (LD 86)	988
CMS (LD 23)	713	CORT (LD 28)	790
CNAT (LD 15)	318	COS (LD 24)	740
CNCS (LD 15)	318	COS (LD 88)	1012
CNDN (LD 15)	318	COT (LD 56)	840
CNDR (LD 94)	1062	COTL (LD 97)	1090
CNEG (LD 16)	425	COTR (LD 16)	427
CNEG (LD 17)	535	COTS (LD 97)	1090
CNF_NAME (LD 15)	318	CPAC (LD 57)	866
CNFD (LD 15)	318	CPAD (LD 14)	255
CNFFIELD (LD 15)	318	CPAD (LD 97)	1090
CNFG (LD 95)	1070	CPAR (LD 19)	629
CNI (LD 15)	318	CPAS (LD 15)	320
CNI (LD 17)	536	CPCI (LD 15)	320
CNIE (LD 16)	425	CPDC (LD 16)	427
CNIP (LD 15)	319	CPFXS (LD 16)	427
CNIT (LD 16)	425	CPG (LD 93)	1036
CNT (LD 56)	840	CPGS (LD 93)	1036
CNTC (LD 15)	319	CPNC (LD 56)	840
CNTL (LD 16)	426	CPND (LD 10)	111
CNTL (LD 23)	713	CPND (LD 11)	170
CNTL (LD 74)	945	CPND (LD 12)	225
CNTP (LD 15)	319	CPND_LANG (LD 10)	111
CNTR (LD 74)	945	CPND_LANG (LD 11)	170
CNTY (LD 16)	426	CPND_LANG (LD 95)	1071
CNTY (LD 17)	536	CPOQ (LD 56)	840
CNV (LD 86)	988	CPP (LD 16)	428
CNVT (LD 16)	427	CPP (LD 57)	866
CO_TYPE (LD 17)	538	CPPO (LD 57)	866
COAT (LD 16)	427	CPRD (LD 23)	713
CODE (LD 17)	537	CPRK (LD 57)	866
CODE (LD 57)	866	CPTM (LD 50)	807
CODE (LD 88)	1012	CPUB (LD 16)	443
CODE (LD 97)	1089	CRC (LD 17)	538
COLP (LD 27)	769	CRC (LD 73)	911
COLR (LD 50)	806	CRCF (LD 97)	1090
COND (LD 57)	866	CRCS (LD 10)	111
CONF (LD 15)	319	CRCS (LD 24)	740
CONF (LD 17)	537	CRDAY (LD 15)	320
CONF (LD 79)	951	CRHOL (LD 15)	320
CONF_DSP (LD 15)	319	CRID (LD 16)	428
CONG (LD 15)	319	CRID (LD 21)	682

CRNO (LD 49)	800	CUST (LD 79)	951
CRQS (LD 23)	713	CUST (LD 81)	954
CRT0 (LD 15)	320	CUST (LD 82)	976
CRT1 (LD 15)	320	CUST (LD 83)	979
CRT2 (LD 15)	320	CUST (LD 86)	989
CRT3 (LD 15)	321	CUST (LD 87)	1002
CRTOD (LD 15)	321	CUST (LD 88)	1012
CSDN (LD 10)	111	CUST (LD 90)	1022
CSDN (LD 11)	170	CUST (LD 93)	1036
CSDN (LD 20)	658	CUST (LD 95)	1071
CSDN (LD 83)	980	CWBZ (LD 15)	321
CSHF (LD 57)	866	CWBZ (LD 93)	1036
CSQI (LD 17)	539	CWCL (LD 15)	321
CSQO (LD 17)	539	CWCL (LD 93)	1036
CT (LD 27)	769	CWGA (LD 57)	867
CT (LD 97)	1090	CWGD (LD 57)	867
CTOC (LD 16)	428	CWLF (LD 23)	714
CTON (LD 16)	428	CWLW (LD 23)	714
CTRC (LD 15)	321	CWNC (LD 23)	714
CTVN (LD 15)	321	CWNT (LD 23)	714
CTYP (LD 11)	170	CWT (LD 56)	840
CTYP (LD 12)	225	CWTH (LD 23)	714
CTYP (LD 16)	429	CWTM (LD 15)	322
CTYP (LD 17)	539	CWTM (LD 93)	1037
CTYP (LD 20)	658	CWTT (LD 23)	714
CTYP (LD 27)	769	CWUP (LD 15)	322
CTYP (LD 86)	989	CY45 (LD 17)	540
CUST (LD 10)	111	CYCS (LD 56)	840
CUST (LD 11)	171		
CUST (LD 12)	226	D	
CUST (LD 14)	255	D (LD 18)	617
CUST (LD 15)	321, 644	DACT_BUSY (LD 15)	322
CUST (LD 16)	429	DACT_IDLE (LD 15)	322
CUST (LD 17)	540	DAL (LD 23)	714
CUST (LD 18)	617	DANI (LD 11)	171
CUST (LD 19)	629	DAPC (LD 12)	226
CUST (LD 20)	658	DAPC (LD 15)	323
CUST (LD 21)	682	DAPC (LD 16)	429, 432
CUST (LD 22)	694	DAPC (LD 21)	682
CUST (LD 23)	713	DASC (LD 15)	323
CUST (LD 24)	740	DATA_CORRECT (LD 17)	540
CUST (LD 25)	749	DATE (LD 15)	323
CUST (LD 26)	753	DATE (LD 20)	658
CUST (LD 27)	770	DATE (LD 22)	694
CUST (LD 28)	790	DATE (LD 81)	954
CUST (LD 49)	800	DATE (LD 82)	976
CUST (LD 50)	807	DATE (LD 83)	980
CUST (LD 56)	840	DAY (LD 15)	323
CUST (LD 57)	867	DAY0 (LD 15)	323
CUST (LD 58)	878	DAY1 (LD 15)	324

DAY2 (LD 15)	324	DEFS (LD 97)	1091
DAY3 (LD 15)	324	DEL (LD 86)	990
DAYS (LD 86)	989	DEL (LD 87)	1002
DAYS (LD 88)	1013	DELETE_VMB (LD 10)	111
DBA (LD 11)	171	DELETE_VMB (LD 11)	171
DBCS (LD 56)	840	DEM (LD 11)	171
DBK (LD 86)	989	DEM (LD 16)	431
DBNC (LD 73)	912	DENS (LD 17)	542
DBRC (LD 15)	325	DENY (LD 19)	629
DCAD (LD 56)	841	DENY (LD 49)	801
DCD (LD 11)	171	DENY (LD 56)	841
DCD (LD 16)	429	DENY (LD 87)	1002
DCDR (LD 16)	429	DENY (LD 90)	1023
DCFW (LD 11)	171	DENY (LD 93)	1037
DCH (LD 16)	430	DES (LD 10)	112
DCHI (LD 16)	430	DES (LD 11)	172
DCHI (LD 17)	541	DES (LD 14)	255
DCHL (LD 17)	541	DES (LD 16)	431
DCHR (LD 58)	878	DES (LD 17)	542
DCLP (LD 10)	111	DES (LD 20)	658
DCMX (LD 15)	325	DES (LD 22)	694
DCNO (LD 16)	430	DES (LD 27)	770
DCNO (LD 49)	801	DES (LD 81)	954
DCNO (LD 95)	1071	DES (LD 82)	976
DCO (LD 73)	912	DES (LD 84_85)	981
DCTI (LD 16)	430	DES (LD 95)	1071
DCUS (LD 17)	542	DES0 / 1 (LD 97)	1091
DDCS (LD 17)	542	DEST (LD 25)	749
DDCS (LD 74)	946	DEXT (LD 16)	431
DDD (LD 90)	1023	DFCL (LD 24)	740
DDGT (LD 24)	740	DFDN (LD 23)	715
DDGT (LD 56)	841	DFDN (LD 27)	770
DDI (LD 86)	990	DFLN (LD 95)	1071
DDLY (LD 16)	430	DFLT (LD 15)	325
DDMI (LD 16)	430	DFLT (LD 18)	617
DDO (LD 16)	431	DFLT (LD 56)	841
DDSL (LD 14)	255	DFLT (LD 73)	912
DDSL (LD 74)	946	DFLT (LD 94)	1062
DDV	990	DFLT_LANG (LD 15)	325
DEAF (LD 57)	867	DFLT_SCPW (LD 15)	326
DEF 2000 (LD 97)	1090	DFN0 (LD 15)	326
DEF 2006 (LD 97)	1090	DFN1 (LD 15)	326
DEF 2008 (LD 97)	1090	DFN2 (LD 15)	326
DEF 2216 (LD 97)	1091	DFNA (LD 15)	326
DEF 2500 (LD 97)	1091	DFNR (LD 15)	326
DEF 2616 (LD 97)	1091	DFQ (LD 97)	1091
DEF 500 (LD 97)	1090	DGRP (LD 11)	172
DEF I2002 xx (LD 97)	1091	DGRP (LD 15)	327
DEF I2004 xx (LD 97)	1091	DGRP (LD 20)	659
DEF I2050 xx (LD 97)	1091	DGTO (LD 19)	629

DGTP (LD 16)	431	DN (LD 82)	976
DGTS (LD 24)	741	DN (LD 95)	1072
DGTS (LD 56)	841	DNAM (LD 16)	432
DIO (LD 56)	842	DNAN (LD 11)	173
DIAL (LD 56)	842	DNAN (LD 12)	226
DIALPLAN (LD 15)	327	DNAT (LD 27)	770
DIALPLAN (LD 21)	682	DNDA (LD 56)	842
DID (LD 56)	842	DNDH (LD 15)	329
DID (LD 90)	1024	DNDI (LD 12)	226
DIDD (LD 16)	432	DNDL (LD 15)	329
DIDD (LD 17)	542	DNDR (LD 11)	173
DIDL (LD 97)	1092	DNDT (LD 15)	329
DIDN (LD 15)	327	DNIC (LD 27)	770
DIDS (LD 97)	1092	DNIS (LD 16)	432
DIDT (LD 15)	327	DNIS (LD 23)	715
DIG (LD 10)	112	DNLG (LD 15)	329
DIG (LD 16)	432	DNLN (LD 58)	878
DIG (LD 95)	1071	DNPS (LD 58)	878
DIGS (LD 16)	432	DNRI (LD 11)	173
DIND (LD 15)	328	DNRO (LD 11)	173
DISD (LD 15)	328	DNRT (LD 23)	715
DISPLAY NEW MAP? (LD 29)	792	DNSZ (LD 16)	432
DISPLAY_FMT (LD 10)	112	DNSZ (LD 18)	618
DISPLAY_FMT (LD 11)	172	DNUM (LD 17)	543
DISPLAY_FMT (LD 95)	1072	DORG (LD 86)	990
DITI (LD 15)	328	DOW (LD 23)	715
DLAT (LD 15)	328	DPNS (LD 17)	543
DLDN (LD 15)	329	DPPI (LD 16)	432
DLEN (LD 12)	226	DPPO (LD 16)	433
DLNG (LD 11)	172	DPSD (LD 27)	771
DLNT (LD 24)	741	DPVS (LD 57)	867
DLOP (LD 17)	543	DRAT (LD 17)	543
DLT (LD 15)	329	DRNG (LD 16)	433
DLTN (LD 16)	432	DROL (LD 17)	544
DLTN (LD 86)	990	DSAC (LD 23)	715
DMC (LD 10)	113	DSAR_ALLOWED (LD 15)	330
DMC (LD 20)	659	DSAR_ALLOWED (LD 21)	683
DMEM (LD 20)	659	DSBL (LD 16)	433
DMI (LD 86)	990	DSC (Distant Steering Code)	995
DMI (LD 87)	1002	DSC (LD 87)	1003
DMI (LD 90)	1024	DSEL (LD 16)	433
DMOD (LD 16)	432	DSET (LD 73)	913
DMPH (LD 27)	770	DSL (LD 27)	771
DMWM (LD 15)	329	DSL (LD 97)	1092
DN (LD 10)	113	DSP (LD 87)	1003
DN (LD 11)	172	DSPD (LD 16)	434
DN (LD 20)	659	DSPL (LD 11)	173
DN (LD 22)	694	DSPT (LD 11)	173
DN (LD 24)	741	DSPT (LD 16)	434
DN (LD 27)	770	DSTL (LD 25)	749

DTAO (LD 11)	173	ECDR (LD 15)	331
DTCR (LD 14)	255	ECHG (LD 10)	113
DTCS (LD 17)	544	ECHG (LD 11)	174
DTCS (LD 74)	946	ECL	174
DTD (LD 16)	434	ECL (LD 81)	954
DTDF (LD 16)	434	EDGE (LD 73)	914
DTDT (LD 17)	544	EECD (LD 94)	1062
DTI2 (LD 17)	544	EES (LD 23)	716
DTIB (LD 17)	545	EESD (LD 15)	331
DTIC (LD 17)	545	EEST (LD 15)	331
DTMF (LD 15)	330	EEST (LD 56)	842
DTMF (LD 97)	1092	EFCS (LD 73)	914
DTMK (LD 11)	173	EFD (LD 11)	174
DTO (LD 13)	238	EFD (LD 27)	771
DTO (LD 73)	913	EFLL (LD 15)	331
DTOB (LD 17)	545	EFLL (LD 93)	1037
DTOC (LD 16)	434	EHNO (LD 20)	660
DTOS (LD 16)	434	EHR (LD 23)	716
DTPI (LD 16)	434	EHT (LD 11)	175
DTPn (LD 56)	842	EHT (LD 27)	772
DTPO (LD 16)	435	ELAN (LD 17)	547
DTR (LD 11)	174	ELKA (LD 57)	867
DTR (LD 16)	435	ELKD (LD 57)	867
DTRB (LD 17)	545	ELKP (LD 10)	114
DTRK (LD 16)	435	ELKP (LD 11)	175
DTSL (LD 14)	255	ELPL (LD 15)	331
DTSL (LD 74)	946	EMGY (LD 16)	435
DTT (LD 73)	913	EML (LD 16)	435
DTYP (LD 97)	1093	EMRT (LD 23)	716
DUP (LD 11)	174	EMTY (LD 14)	255
DUP (LD 16)	435	EMULATED (LD 20)	660
DUPX (LD 17)	546	ENBL (LD 19)	629
DUR5 (LD 17)	546	ENBS (LD 19)	629
DURT (LD 23)	716	END (LD 56)	842
DYNAMIC_ELIN_REUSE (LD 17)	546	ENL (LD 17)	547
DYNAMIC_ELIN_TIMEOUT (LD 17)	546	ENS (LD 15)	331
		ENTR	741
E		ENTR (LD 86)	990
E (LD 97)	1093	ENTR (LD 95)	1071
E CONN (R) (LD 73)	914	ENTRY (LD 15)	332
E CONN (S) (LD 73)	914	EOS (LD 16)	436
E SEZ (R) (LD 73)	914	EOVR (LD 57)	867
E SEZ (S) (LD 73)	914	EQA (LD 87)	1003
E_FILTER (LD 17)	549	EQAR (LD 16)	436
E1 (LD 97)	1093	ERDT (LD 86)	991
EBLF (LD 12)	226	ERL	175
ECC1 (LD 15)	330	ERL (LD 10)	114
ECC2 (LD 15)	330	ERL (LD 12)	226
ECDN (LD 15)	331	ERL (LD 27)	772
ECDN (LD 93)	1037	ERL (LD 81)	954

ERR (LD 52) 811
 ERRM (LD 17) 547
 ERWT (LD 56) 843
 ERWT (LD 86) 991
 ESA_APDN (LD 15) 332
 ESA_HLCL (LD 15) 332
 ESA_INHN (LD 15) 332
 ESA_ONLY (LD 20) 660
 ESCALATE (LD 17) 547
 ESDI (LD 17) 548
 ESDN (LD 24) 741
 ESN (LD 16) 436
 ESRT (LD 24) 742
 ETOD (LD 86) 991
 EXP (LD 86) 991
 EXT_NAME (LD 15) 332
 EXT0 (LD 17) 548
 EXT1 (LD 17) 549
 EXTFIELD (LD 15) 332
 EXTR (LD 58) 878
 EXTT (LD 15) 332

F

FACN (LD 16) 436
 FACY (LD 16) 436
 FADR (LD 23) 716
 FADT (LD 23) 716
 FAEL (LD 52) 811
 FAER (LD 52) 812
 FALT (LD 16) 436
 FALT (R) (LD 73) 914
 FALT (S) (LD 73) 914
 FAP (LD 73) 914
 FCAF (LD 15) 332
 FCAR (LD 11) 175
 FCAR (LD 14) 256
 FCDR (LD 17) 550
 FCFT (LD 23) 716
 FCI (LD 86) 991
 FCI (LD 87) 1003
 FCNC (LD 15) 332
 FCR_DATA (LD 15) 333
 FCSD (LD 49) 801
 FCTH (LD 23) 717
 FCWD (LD 15) 333
 FDAY (LD 97) 1094
 FDDN (LD 97) 1094
 FDID (LD 49) 801
 FDIS (LD 57) 867
 FDLC (LD 97) 1094
 FDLT (LD 97) 1095
 FDN (LD 11) 176
 FDN (LD 27) 772
 FDNR (LD 97) 1095
 FDTM (LD 97) 1095
 FDTP (LD 97) 1096
 FEAT (LD 27) 772
 FEAT (LD 73) 915
 FEAT (LD 81) 955
 FEAT (LD 86) 991
 FEAT (LD 87) 1003
 FEAT (LD 90) 1024
 FEATID (LD 27) 773
 FEDC (LD 16) 437
 FETN (LD 97) 1096
 FFC_DATA (LD 15) 333
 FFCS (LD 15) 333
 FFCT (LD 56) 843
 FFCT (LD 57) 867
 FGNO (LD 16) 437
 FGNO (LD 19) 630
 FINT (LD 97) 1096
 FLEN (LD 15) 333
 FLEN (LD 87) 1003
 FLEN (LD 90) 1024
 FLOW (LD 17) 550
 FLOW CNTL (LD 74) 946
 FLOW_TYPE (LD 17) 550
 FLSH (LD 15) 333
 FLSH (LD 97) 1096
 FLTA (LD 17) 551
 FLTH (LD 17) 551
 FLVL_MAX (LD 97) 1097
 FLVL_MIN (LD 97) 1097
 FMOP (LD 15) 333
 FMT_OUTPUT (LD 17) 551
 FNAD (LD 15) 333
 FNAL (LD 15) 334
 FNAT (LD 15) 334
 FNCF (LD 23) 717
 FNP (LD 15) 334
 FNUM (LD 97) 1097
 FOPT (LD 15) 334
 FOR (LD 20) 661
 FORC (LD 23) 717
 FORM (LD 16) 438
 FPC (LD 17) 551
 FR44 (LD 17) 551
 FRAN (LD 15) 334
 FRCE (LD 49) 802

FRCE (LD 97) 1097
 FREQ_0 (LD 97) 1098
 FREQ_1 (LD 97) 1098
 FRFW (LD 73) 916
 FRIN (LD 16) 438
 FRL (LD 16) 438
 FRL (LD 86) 991
 FRL (LD 87) 1004
 FROA (LD 23) 717
 FROM (LD 49) 802
 FRPT (LD 17) 551
 FRRC (LD 16) 438
 FRRD (LD 16) 438
 FRRS (LD 16) 439
 FRRT (LD 15) 335
 FRRT (LD 23) 717
 FRRT (LD 93) 1038
 FRT (LD 15) 335
 FRT (LD 23) 718
 FRT (LD 93) 1038
 FSNI (LD 86) 992
 FSNI (LD 87) 1004
 FSTN (LD 97) 1098
 FSVC (LD 11) 176
 FTNR (LD 97) 1098
 FTOP (LD 15) 335
 FTR (LD 10) 114
 FTR_DATA (LD 15) 335
 FTR_DATA (LD 21) 683
 FTYP (LD 17) 552
 FUNC (LD 17) 552
 FVER (LD 97) 1098
 FWTM (LD 02) 71
 FWTM (LD 14) 256

G

GBCS (LD 56) 843
 GCAD (LD 56) 843
 GCR (LD 16) 439
 GHTA (LD 57) 867
 GHTD (LD 57) 868
 GKCF (LD 87) 1004
 GP03 (LD 15) 337
 GP04 (LD 15) 337
 GP05 (LD 15) 337
 GP06 (LD 15) 337
 GP07 (LD 15) 337
 GP08 (LD 15) 337
 GP09 (LD 15) 337
 GP10 (LD 15) 337

GP11 (LD 15) 337
 GP12 (LD 15) 337
 GP13 (LD 15) 337
 GP14 (LD 15) 337
 GP15 (LD 15) 337
 GP2 (LD 73) 916
 GPNO (LD 26) 753
 GPXX (LD 15) 335
 GRCL (LD 57) 868
 GRD (LD 16) 439
 GRNO (LD 18) 618
 GRNO (LD 20) 661
 GRP (LD 17) 553
 GRP (LD 18) 618
 GRP (LD 20) 661
 GRP (LD 52) 812
 GRPC (LD 18) 618
 GRPF (LD 57) 868
 GRPx (LD 26) 753

H

HBCS (LD 56) 843
 HCAD (LD 56) 844
 HCC (LD 15) 338
 HCCT (LD 56) 844
 HDID (LD 10) 120
 HDLC (LD 11) 176
 HDLC (LD 16) 439
 HDOPT (LD 15) 338
 HDTM (LD 15) 338
 HIDN (LD 57) 868
 HLCL (LD 15) 338
 HLCL (LD 16) 439
 HLDC (LD 56) 844
 HLOC (LD 15) 338
 HLOC (LD 90) 1024
 HMDN (LD 10) 120
 HMDN (LD 15) 338
 HMDN (LD 81) 972
 HMSB (LD 23) 718
 HMTL (LD 15) 338
 HNPA (LD 15) 338
 HNPA (LD 90) 1025
 HNTN (LD 15) 339
 HNTN (LD 16) 440
 HNXX (LD 15) 339
 HOL_OPT (LD 15) 339
 HOLD (LD 16) 440
 HOLD (LD 57) 868
 HOML (LD 23) 718

HOSP (LD 15) 339
 HOSP (LD 49) 802
 HOST (LD 17) 553
 HOT (LD 11) 176
 HOUR (LD 15) 339
 HOUR (LD 16) 440
 HOUR (LD 21) 683
 HOWL (LD 56) 844
 HPIB (LD 17) 553
 HPQ (LD 23) 718
 HRCL (LD 15) 339
 HREL (LD 57) 868
 HRLR (LD 17) 553
 HSID (LD 23) 719
 HSP_DATA (LD 15) 339
 HTLR (LD 17) 554
 HTNO (LD 20) 661
 HTYP (LD 57) 868
 HTYP (LD 74) 947
 HUNT (LD 10) 120
 HUNT (LD 11) 176
 HUNT (LD 27) 774
 HUNT (LD 95) 1072
 HWTT (LD 15) 339

I

IABS (LD 16) 440
 IADN (LD 12) 227
 IADR (LD 17) 554
 IANI (LD 16) 441
 IAPG (LD 10) 121
 IAPG (LD 11) 177
 IAPG (LD 14) 256
 IBCS (LD 56) 844
 IC (LD 27) 774
 ICAD (LD 56) 844
 ICCR (LD 15) 339
 ICDD (LD 23) 719
 ICDL (LD 15) 340
 ICDN (LD 15) 339
 ICDN (LD 16) 441
 ICDN (LD 93) 1038
 ICDR (LD 12) 227
 ICFA (LD 57) 868
 ICFD (LD 57) 868
 ICFV (LD 57) 868
 ICI (LD 15) 340
 ICI (LD 93) 1038
 ICIS (LD 16) 441
 ICMM (LD 15) 341

ICNP (LD 16) 441
 ICNT (LD 16) 441
 ICOG (LD 16) 442
 ICOG (LD 94) 1062
 ICON (LD 17) 554
 ICP (LD 12) 227
 ICP (LD 15) 341
 ICP (LD 23) 719
 ICP_DATA (LD 15) 341
 ICPA (LD 57) 868
 ICPD (LD 15) 341
 ICPD (LD 57) 868
 ICPO (LD 57) 868
 ICPP (LD 57) 868
 ICPR (LD 15) 341
 ICPR (LD 23) 719
 ICPR (LD 93) 1039
 ICPS (LD 15) 341
 ICPS (LD 16) 442
 ICPS (LD 23) 719
 ICPS (LD 93) 1039
 ICR (LD 88) 1013
 ICS (LD 73) 917
 ICT (LD 10) 121
 ICT (LD 11) 177
 ICT (LD 12) 227
 ICTD (LD 15) 342
 ICWN (LD 15) 342
 ID (LD 16) 442
 ID (LD 52) 812
 ID (LD 86) 992
 ID1 (LD 56) 844
 ID2 (LD 56) 845
 IDBB (LD 86) 992
 IDBZ (LD 15) 342
 IDC (LD 16) 442
 IDC (LD 95) 1072
 IDCA (LD 15) 342
 IDD (LD 56) 845
 IDE (LD 56) 845
 IDEF (LD 15) 342
 IDEF (LD 16) 442
 IDGT (LD 49) 802
 IDLB (LD 23) 719
 IDLE (R) (LD 73) 917
 IDLE (S) (LD 73) 917
 IDLE_DISP_CHAR (LD 17) 554
 IDLE_DISP_STRING (LD 17) 555
 IDLE_SET_DISPLAY (LD 17) 555
 IDLP (LD 17) 556

IDLT (LD 02)	71	INTL (LD 15)	343
IDLT 1 (LD 02)	71	INTL (LD 17)	558
IDOP (LD 16)	443	INTM (LD 58)	879
IDR (LD 15)	342	INTN (LD 97)	1099
IDTB (LD 16)	443	INTR (LD 15)	344
IDUB (LD 23)	719	INTR (LD 19)	631
IEC (LD 16)	443	INTR (LD 58)	879
IFC (LD 16)	444	INTU (LD 56)	845
IFC (LD 17)	556	INTU (LD 97)	1099
IFDN (LD 23)	720	INVC (LD 02)	71
IFLS (LD 15)	343	INVN (LD 02)	71
IFTO (LD 19)	630	INVS (LD 02)	71
IHT (LD 16)	446	IOHQ (LD 86)	992
IIT (LD 19)	630	IPIE (LD 17)	558
IITP (LD 19)	630	IPMG (LD 17)	558
ILIN (LD 56)	845	IPR0 / 1 (LD 97)	1099
ILLR (LD 16)	446	IPRI (LD 14)	256
ILOU (LD 56)	845	IPTN (LD 14)	256
IMA (LD 15)	343	IPUB (LD 16)	449
IMA (LD 23)	720	IRFP (LD 15)	344
IMBI (LD 16)	447	IRFR (LD 15)	344
IMCB (LD 16)	447	IRNG (LD 15)	344
IMPH (LD 15)	343	ISAP (LD 23)	720
IMS (LD 15)	343	ISAR (LD 16)	449
IMS (LD 23)	720	ISDM (LD 86)	992
IMS (LD 57)	868	ISDN (Integrated Service Digital Network)	709
IMS_DATA (LD 15)	343	ISDN (LD 15)	345
INAC (LD 16)	447	ISDN (LD 16)	449
INC (LD 14)	256	ISDN_MCNT (LD 17)	558
INC (LD 16)	448	ISDN_MCNT (LD 27)	774
INC_T306 (LD 16)	448	ISET (LD 86)	993
INC_T306 (LD 17)	557	ISLM (LD 17)	558
INDMF (LD 16)	448	ISM (LD 97)	1099
INDX (LD 10)	121	ITBP (LD 73)	917
INFO (LD 20)	661	ITDN (LD 16)	449
INIT (LD 19)	631	ITED (LD 90)	1025
INIT (LD 49)	802	ITEI (LD 86)	993
INPL (LD 90)	1025	ITEI (LD 90)	1026
INSO (LD 97)	1098	ITEM (LD 10)	121
INST (LD 16)	448	ITEM (LD 11)	177
INST (LD 57)	868	ITH1 (LD 15)	345
INST (LD 86)	992	ITH2 (LD 15)	345
INT (LD 11)	177	ITH3 (LD 15)	345
INT (LD 15)	343	ITHC (LD 02)	71
INT (LD 16)	448	ITHS (LD 02)	71
INT_DATA (LD 15)	343	ITNA (LD 11)	178
INT_NAME (LD 15)	344	ITOH (LD 87)	1004
INTC (LD 15)	343	ITOH (LD 90)	1026
INTC (LD 16)	449	ITOL (LD 16)	449
INTFIELD (LD 15)	343		

ITPP (LD 73) 917
 ITXX (LD 57) 869
 IVMS (LD 23) 720
 IVR (LD 23) 721

J

JDGT (LD 16) 449
 JDMI (LD 17) 559

K

K (LD 17) 559
 KBA (LD 11) 178
 KBD (LD 11) 178
 KEEP_MSGS (LD 10) 121
 KEEP_MSGS (LD 11) 178
 KEM (LD 11) 178
 KEM_RANGE (LD 20) 662
 KEMOFST (LD 11) 178
 KEY (LD 12) 227
 KEY1 (LD 97) 1099
 KEY2 (LD 97) 1099
 KEY3 (LD 97) 1099

L

L2_RST (LD 74) 947
 LA11 (LD 15) 345
 LA12 (LD 15) 345
 LA21 (LD 15) 345
 LA22 (LD 15) 345
 LA31 (LD 15) 345
 LA32 (LD 15) 345
 LA41 (LD 15) 345
 LA42 (LD 15) 345
 LA51 (LD 15) 345
 LA52 (LD 15) 345
 LAAC (LD 19) 631
 LADN (LD 15) 346
 LANG (LD 11) 204
 LANG (LD 12) 231
 LANG (LD 95) 1072
 LANGUAGE (LD 17) 559
 LAPB (LD 27) 774
 LAPD (LD 17) 559
 LAPD (LD 27) 774
 LAPW (LD 17) 559
 LAST (LD 16) 449
 LCKT (LD 15) 346
 LCLB (LD 73) 917
 LCMT (LD 17) 559

LCN1 (LD 27) 774
 LCN2 (LD 27) 774
 LCNO (LD 16) 450
 LCTL (LD 17) 560
 LD 11 program 727
 (LD 18) 616
 LDA0 (LD 15) 346
 LDA1 (LD 15) 346
 LDA2 (LD 15) 346
 LDA3 (LD 15) 346
 LDA4 (LD 15) 346
 LDA5 (LD 15) 346
 LDAC (LD 19) 631
 LDBZ (LD 15) 346
 LDDD (LD 90) 1026
 LDID (LD 90) 1026
 LDN (LD 10) 122
 LDN (LD 11) 204
 LDN (LD 27) 775
 LDN (LD 56) 845
 LDN (LD 90) 1027
 LDN_DATA (LD 15) 347
 LDN0 (LD 15) 347
 LDN0 (LD 93) 1039
 LDN1 (LD 15) 347
 LDN1 (LD 93) 1039
 LDN2 (LD 15) 347
 LDN2 (LD 86) 993
 LDN2 (LD 93) 1039
 LDN3 (LD 15) 347
 LDN3 (LD 93) 1040
 LDN4 (LD 15) 347
 LDN4 (LD 93) 1040
 LDN5 (LD 15) 347
 LDN5 (LD 93) 1040
 LDNT (LD 15) 348
 LDOP (LD 14) 256
 LDTT (LD 15) 348
 LEC (LD 15) 348
 LEC (LD 16) 450
 LEND (LD 15) 348
 LEVL (LD 17) 560
 LFAC (LD 73) 918
 LFAL (LD 52) 812
 LFAL (LD 73) 918
 LFAR (LD 52) 812
 LFFD (LD 15) 348
 LGTH (LD 16) 450
 LHK (LD 11) 205
 LID (LD 16) 450

LILO (LD 57)	869	M911_FORM (LD 16)	457
LIMT (LD 56)	846	M911_TONE (LD 16)	457
LINK (LD 15)	349	M911_TRK_TYPE (LD 16)	457
LINT (LD 52)	812	MAIN (LD 15)	349
LIS (LD 17)	560	MAND (LD 73)	918
LIST (LD 87)	1004	MANO (LD 16)	451
LLID (LD 17)	560	MANU (LD 17)	563
LLT (LD 15)	349	MANU (LD 81)	973
LM0 (LD 52)	812	MAP (LD 29)	792
LM1 (LD 52)	812	MARP (LD 10)	122
LM2 (LD 52)	812	MARP (LD 11)	205
LM3 (LD 52)	812	MARP (LD 17)	563
LMNL (LD 16)	451	MAT (LD 17)	563
LNAME_OPTION (LD 17)	560	MAT_READ_ONLY (LD 17)	563
LNRS (LD 10)	122	MATT (LD 15)	350
LNRS (LD 11)	205	MAUT (LD 10)	122
LOC (LD 90)	1027	MAUT (LD 11)	205
LOC (LD 97)	1100	MAX (LD 16)	451
LOCD (LD 16)	451	MAXP (LD 23)	721
LOCK (LD 17)	562	MAXT (LD 15)	350
LOCK (LD 88)	1013	MAXT (LD 94)	1063
LOCL (LD 15)	349, 389	MAXU (LD 14)	257
LOG (LD 23)	721	MBG (LD 15)	350
LOGIN_NAME (LD 17)	562	MBGA (LD 16)	451
LOOP (LD 27)	775	MBGA (LD 17)	564
LOOP (LD 52)	813	MBGS (LD 93)	1040
LOOP (LD 73)	918	MBNR (LD 15)	350
LOUT (LD 16)	451	MBXR (LD 16)	451
LOUT (LD 17)	562	MBXR (LD 21)	683
LPIB (LD 17)	562	MCAL (LD 27)	776
LPK (LD 11)	205	MCAN (LD 57)	869
LPWD (LD 17)	562	MCCD (LD 16)	451
LSC (LD 15)	349	MCCL (LD 11)	206
LSC (LD 87)	1004	MCDC (LD 15)	350
LSC (Local Steering Code)	995	MCDT (LD 16)	451
LSNO (LD 18)	618	MCFA (LD 57)	869
LSNO (LD 20)	662	MCFD (LD 23)	721
LSNO (LD 57)	869	MCLR (LD 15)	350
LSNO (LD 81)	972	MCM (LD 73)	918
LSSL (LD 74)	947	MCNT (LD 17)	564
LTEI (LD 27)	775	MCOM (LD 57)	869
LTER (LD 86)	993	MCRT (LD 15)	350
LTHR (LD 17)	563	MCTM (LD 16)	452
LTID (LD 97)	1100	MCTS (LD 16)	452
LTN (LD 11)	205	MDID (LD 15)	350
LVNO (LD 94)	1063	MDL (LD 97)	1100
		MDMP (LD 16)	452
		MDTD (LD 16)	452
		MED (LD 97)	1101
		MEMB (LD 27)	776

M

M911_ABAN (LD 16) 456
M911_ANI (LD 16) 457

MFAC (LD 15)	351	MLWU_LANG (LD 11)	206
MFAO (LD 73)	918	MMDN (LD 58)	879
MFC (LD 16)	452	MNDN (LD 14)	258
MFC_ENT (LD 15)	351	MNG1 (LD 73)	920
MFCG (LD 15)	351	MNG2 (LD 73)	920
MFCI (LD 16)	452	MNT (LD 57)	869
MFCO (LD 16)	452	MNTC (LD 57)	869
MFEA (LD 16)	452	MNXX (LD 90)	1027
MFED (LD 16)	452	MOD (LD 11)	207
MFEI (LD 16)	453	MOD (LD 16)	453
MFEO (LD 16)	453	MODE (LD 16)	453
MFF (LD 73)	919	MODE (LD 17)	565
MFID (LD 15)	352	MODE (LD 27)	777
MFKI (LD 16)	453	MODIFY (LD 17)	565
MFKO (LD 16)	453	MODL (LD 10)	122
MFL (LD 14)	257	MODL (LD 11)	207
MFLI (LD 14)	258	MODL (LD 14)	258
MFLT0 (LD 97)	1101	MODL (LD 20)	662
MFLT1 (LD 97)	1101	MON (LD 16)	454
MFPD (LD 14)	258	MONT (LD 19)	631
MFRL (LD 86)	993	MOPT (LD 97)	1102
MFRL (LD 97)	1101	MOTN (LD 11)	207
MFSD (LD 17)	564	MOTN (LD 20)	663
MFSL (LD 73)	919	MPED (LD 17)	566
MFSS (LD 16)	453	MPH (LD 15)	352
MFVN (LD 15)	352	MPH (LD 27)	777
MFVO (LD 15)	352	MPHC (LD 27)	777
MG_CARD (LD 17)	564	MPHI (LD 11)	207
MG_CARD (LD 27)	776	MPHI (LD 20)	663
MGCLK (LD 73)	919	MPL (LD 87)	1004
MGCONF (LD 17)	564	MPO_DATA (LD 15)	353
MGCR (LD 17)	565	MPOP (LD 15)	353
MGTDS (LD 17)	565	MPRI (LD 87)	1005
MHLD (LD 15)	352	MQA (LD 23)	721
MID_SCPU (LD 17)	565	MQAP (LD 23)	721
MIN (LD 16)	453	MQAS (LD 23)	722
MINL (LD 97)	1102	MQC_FEAT (LD 16)	454
MINP (LD 73)	919	MQC_FEAT (LD 17)	566
MINT (LD 56)	846	MQCF (LD 23)	722
MISDIAL_DELAY (LD 24)	742	MQUE (LD 57)	869
MISDIAL_PREVENTION (LD 24)	742	MR (LD 16)	454
MISP (LD 27)	776	MRPS (LD 58)	879
MLDN (LD 15)	352	MRT (LD 16)	455
MLDN (LD 17)	565	MSBA (LD 57)	870
MLIO (LD 57)	869	MSBD (LD 57)	870
MLNG (LD 11)	206	MSCC (LD 86)	993
MLNG (LD 81)	973	MSCD (LD 15)	353
MLPPSD (LD 15)	352	MSCL (LD 17)	566
MLPPSD (LD 87)	1004	MSDT (LD 17)	566
MLWU_LANG (LD 10)	122	MSEC (LD 17)	566

MSG (LD 29)	792	
MSG1 (LD 15)	353	
MSG10 (LD 15)	355	
MSG2 (LD 15)	353	
MSG3 (LD 15)	353	
MSG4 (LD 15)	354	
MSG5 (LD 15)	354	
MSG6 (LD 15)	354	
MSG7 (LD 15)	354	
MSG8 (LD 15)	354	
MSG9 (LD 15)	355	
MSSC (LD 15)	355	
MSSD (LD 17)	567	
MTAR (LD 15)	355	
MTEI (LD 27)	778	
MTFM (LD 27)	778	
MTGL (LD57)	870	
MTND (LD 16)	455	
MTO (LD 58)	879	
MTRC (LD 57)	870	
MTRN (LD 57)	870	
MTRO (LD 17)	567	
MTSP (LD 27)	778	
MULT (LD 16)	455	
MULTI_USER (LD 17)	567	
MURT (LD 15)	355	
MURT (LD 23)	722	
MURT (LD 50)	807	
MURT (LD 93)	1040	
MUS (LD 15)	355	
MUS (LD 16)	456	
MUSR (LD 15)	355	
MVSG (LD 25)	749	
MVT (LD 97)	1102	
MWAN (LD 56)	846	
MWC (LD 23)	722	
MWDT (LD 56)	846	
MWFB (LD 15)	356	
MWIF (LD 17)	567	
MWIF (LD 74)	947	
MWNS (LD 15)	356	
MWRA (LD 57)	870	
MWRT (LD 16)	456	
MWRT (LD 17)	567	
MWTO (LD 16)	456	
MWTO (LD 17)	567	
MWUA (LD 57)	870	
MWUD (LD 57)	870	
MWUN (LD 10)	123	
MXDM (LD 86)	993	
MXFC (LD 86)	993	
MXFS (LD 86)	994	
MXIX (LD 86)	994	
MXLC (LD 86)	994	
MXLN (LD 95)	1073	
MXRL (LD 86)	994	
MXSC (LD 86)	994	
MXSD (LD 86)	994	
MXTI (LD 16)	456	
N		
N1 (LD 17)	567	
N1 (LD 27)	778	
N2 (LD 17)	568	
N2 (LD 27)	778	
N200 (LD 17)	568	
N200 (LD 27)	778	
N201 (LD 17)	568	
N201 (LD 27)	778	
N2X4 (LD 17)	568	
N2X4 (LD 27)	778	
NACC (LD 16)	457	
NACT (LD 20)	663, 778	
NACT (LD 22)	695	
NACT (LD 81)	973	
NACT (LD 82)	976	
NACT (LD 83)	980	
NADT (LD 16)	457	
NAGN (LD 93)	1040	
NALT (LD 86)	995	
NAME (LD 10)	123	
NAME (LD 11)	207	
NAME (LD 23)	722	
NAME (LD 95)	1073	
NAS_ ACTV (LD 15)	356	
NAS_ ATCL (LD 15)	356	
NASA (LD 16)	457	
NASA (LD 17)	568	
NATC (LD 15)	356	
NATL (LD 16)	458	
NATP (LD 97)	1103	
NAUT (LD 15)	356	
NBCS (LD 56)	846	
NBLK (LD 15)	356	
NCAD (LD 56)	846	
NCDP (LD 86)	995	
NCFW (LD 23)	722	
NCG1 (LD 73)	920	
NCG2 (LD 73)	920	
NCNA (LD 16)	458	

NCNI (LD 16)	458	NIT (LD 15)	357
NCOS (LD 10)	123	NIT_DATA (LD 15)	357
NCOS (LD 11)	207	NIT1 (LD 15)	358
NCOS (LD 14)	258	NIT1 (LD 93)	1041
NCOS (LD 15)	356	NIT2 (LD 15)	358
NCOS (LD 16)	458	NIT2 (LD 93)	1041
NCOS (LD 18)	619	NIT3 (LD 15)	358
NCOS (LD 19)	631	NIT3 (LD 93)	1041
NCOS (LD 24)	743	NIT4 (LD 15)	358
NCOS (LD 27)	778	NIT4 (LD 93)	1041
NCOS (LD 81)	973	NIT5 (LD 15)	358
NCOS (LD 87)	1005	NITC (LD 95)	1073
NCOS (LD 88)	1013	NITE (LD 14)	259
NCPU (LD 17)	568	NITR (LD 15)	358
NCR (LD 17)	568	NMAP (LD 86)	995
NCRD (LD 16)	458	NMBR (LD 88)	1013
NCS1 (LD 15)	356	NMME (LD 15)	358
NCS2 (LD 15)	356	NMNL (LD 16)	460
NCSD (LD 73)	920	NMSG (LD 16)	460
NCTH (LD 16)	459	NMUS (LD 14)	259
NCWL (LD 23)	723	NND (LD 52)	813
NDFL (LD 23)	723	NNDC (LD 97)	1103
NDGT (LD 16)	459	NNT (LD 15)	358
NDGT (LD 18)	619	NODE (LD 16)	460
NDID	207	NOLS (LD 18)	619
NDID (LD 15)	357	NOOS (LD 73)	920
NDIG (LD 16)	459	NOTI (LD 15)	358
NDNO (LD 16)	459	NOUT (LD 16)	460
NDP (LD 16)	459	NPA (LD 16)	460
NDR1 BCS (LD 56)	846	NPA (LD 19)	631
NDR1 PBX (LD 56)	846	NPA (LD 87)	1005
NDR2 BCS (LD 56)	847	NPA (LD 90)	1027
NDR2 PBX (LD 56)	847	NPI (LD 15)	358
NDR3 BCS (LD 56)	847	NPID (LD 16)	461
NDR3 PBX (LD 56)	847	NPID_TBL_NUM (LD 16)	461
NDR4 BCS (LD 56)	847	NRAC (LD 23)	723
NDR4 PBX (LD 56)	847	NRCV (S) (LD 73)	920
NDRI (LD 16)	460	NRDY (LD 57)	870
NEDC (LD 16)	460	NRES (LD 15)	359
NET_DATA (LD 15)	357	NRMT (LD 56)	848
NEW DATA PLANNED? (LD 29)	792	NRNG (LD 87)	1005
NEWTYP	208	NRRT (LD 23)	723
NFCR (LD 15)	357	NRT (LD 16)	461
NFNA (LD 15)	357	NRT (LD 23)	723
NFNS (LD 15)	357	NRWU (LD 15)	359
NGRP (LD 14)	258	NSC (LD 87)	1005
NHTN (LD 11)	208	NSCC (LD 90)	1028
NINV (LD 15)	357	NSCP (LD 15)	359
NIPN (LD 15)	357	NSF (LD 16)	461
NIPR (LD 56)	848	NSO (LD 15)	359

NSTO (LD 58)	880	ODN6 (LD 15)	360
NT2 (LD 74)	947	ODN7 (LD 15)	360
NTBL (LD 93)	1041	ODN8 (LD 15)	360
NTC (LD 73)	920	ODN9 (LD 15)	361
NTCD (LD 50)	807	OFFC (LD 90)	1028
NTN (LD 27)	779	OFFP (LD 88)	1013
NTN1 (LD 27)	779	OGDN (LD 16)	462
NTN2 (LD 27)	779	OGIS (LD 16)	462
NTNO (LD 27)	779	OGNP (LD 16)	462
NTOF (LD 16)	461	OGNT (LD 16)	462
NTOL (LD 16)	461	OGPS (LD 16)	463
NTT (LD 94)	1063	OHAS (LD 15)	361
NUID (LD 11)	208	OHID (LD 10)	123
NUMZONE (LD 10)	123	OHID (LD 11)	208
NUMZONE (LD 11)	208	OHQ (LD 16)	463
NUMZONE (LD 12)	231	OHQ (LD 56)	848
NUMZONE (LD 20)	663	OHQ (LD 86)	995
NUMZONE (LD 83)	980	OHQ (LD 87)	1006
NWIF (LD 27)	779	OHQT (LD 16)	463
NWT (LD 15)	359	OHT (LD 16)	463
NXX (LD 19)	631	OHTD (LD 16)	464
NXX (LD 87)	1005	OHTL (LD 87)	1006
NXX (LD 90)	1028	OHTT (LD 16)	464
NZON (LD 81)	973	OMPH (LD 15)	361
		ONP (LD 73)	920
O		OOSC (LD 73)	921
OABS (LD 16)	461	OPA (LD 16)	464
OACn (LD 56)	848	OPCB (LD 16)	464
OAL (LD 16)	461	OPD (LD 16)	464
OAN (LD 16)	462	OPDL (LD 16)	465
OAS_DATA (LD 15)	359	OPE (LD 11)	208
OBKT (LD 56)	848	OPE (LD 16)	465
OBPT (LD 23)	723	OPER (LD 19)	631
OBSC (LD 23)	723	OPER (LD 58)	880
OBTN (LD 23)	723	OPP (LD 16)	465
OC (LD 27)	779	OPR (LD 16)	465
OCB1 (LD 15)	359	OPR (LD 20)	683
OCB2 (LD 15)	359	OPRI (LD 14)	259
OCB3 (LD 15)	359	OPT (LD 15)	361
OCBA (LD 57)	870	OPT (LD 27)	779
OCBD (LD 57)	871	OPT (LD 29)	792
OCBV (LD 57)	871	OPX (LD 73)	921
OCLI (LD 15)	360	ORUR (LD 17)	572
OCN (LD 23)	724	OSDN (LD 24)	743
ODN0 (LD 15)	360	OSG1 (LD 73)	921
ODN1 (LD 15)	360	OSG2 (LD 73)	921
ODN2 (LD 15)	360	OSGD (LD 73)	921
ODN3 (LD 15)	360	OTBF (LD 17)	572
ODN4 (LD 15)	360	OTCR (LD 15)	370
ODN5 (LD 15)	360	OTH (LD 56)	848

PDCH (LD 17)	575	PPM_DATA (LD 15)	373
PDT	575	PPMD (LD 15)	373
PECL (LD 16)	467	PPMD (LD 73)	926
PELK (LD 15)	371	PR_RTN (LD 16)	470
PER (LD 86)	996	PR_RTN (LD 17)	579
PERS (LD 73)	926	PR_TRIGS (LD 16)	471
PFAN (LD 15)	371	PR_TRIGS (LD 17)	579
PFNA (LD 15)	371	PRBK (LD 56)	850
PFX1 (LD 15)	371	PRCS (S) (LD 73)	926
PFX2 (LD 15)	371	PRDL (LD 16)	469
PGAP (LD 57)	871	PRDN (LD 14)	260
PGBY (LD 29)	792	PRE (LD 18)	619
PGIP (LD 57)	871	PRED (LD 18)	619
PGMM (LD 29)	793	PREF (LD 15)	373
PGPN (LD 16)	467	PREF (LD 73)	926
PGPN (LD 27)	780	PREF CC0 (LD 73)	927
PGSP (LD 57)	871	PREF CC1 (LD 73)	928
PH (LD 27)	780	PREF CC2 (LD 73)	928
PHDT (LD 15)	372	PREF CC3 (LD 73)	928
PHIP (LD 15)	372	PREF CC4 (LD 73)	929
PICP (LD 15)	372	PREM (LD 16)	469
PII (LD 16)	467	PREM (LD 56)	850
PINT (LD 15)	372	PREO (LD 15)	374
PINX_CUST (LD 17)	575	PRES (LD 12)	231
PINX_DN (LD 15)	372	PRES (LD 19)	632
PKND (LD 15)	372	PRES (LD 27)	780
PKUP (LD 95)	1073	PRET (LD 58)	880
PLAT (LD 18)	619	PRFX (LD 27)	780
PLDN (LD 18)	619	PRI (LD 10)	124
PLDN (LD 57)	871	PRI (LD 11)	210
PLEV (LD 10)	124	PRI (LD 17)	577
PLEV (LD 11)	209	PRI (LD 27)	781
PLEV (LD 16)	468	PRI (LD 73)	929
PMCR (LD 17)	575	PRI_CH (LD 27)	781
PMIN (LD 17)	575	PRI2 (LD 17)	578
PMSI (LD 17)	576	PRI2 (LD 73)	929
PNDL (LD 16)	468	PRID (LD 27)	781
PNI (LD 15)	373	PRIM (LD 17)	578
PNI (LD 16)	469	PRIM (LD 23)	726
PNNC (LD 16)	469	PRIO (LD 14)	260
PNNC (LD 56)	850	PRIO (LD 23)	726
PNPS (LD 16)	469	PRIV (LD 16)	470
POLR (LD 13)	239	PRIV (LD 74)	948
PONW (LD 57)	871	PRM (LD 11)	210
PORT (LD 15)	373	PRMT (LD 15)	374
PORT (LD 17)	576	PRNG (LD 15)	374
POS (LD 11)	209	PROCEED	210
POST (LD 16)	469	PROG (LD 16)	470
POST (LD 18)	619	PROG (LD 17)	579
PPID (LD 14)	260	PROM (LD 87)	1006

PRTD (LD 19)	632	RALM (LD 73)	929
PRTY (LD 17)	580	RAN (LD 23)	727
PSAL (LD 58)	880	RAN1 (LD 15)	375
PSDS (LD 11)	210	RAN2 (LD 15)	375
PSDS (LD 16)	471	RAN2 (LD 88)	1013
PSEL (LD 11)	210	RANC (LD 87)	1006
PSEL (LD 16)	471	RANE (LD 87)	1006
PSIZ (LD 27)	782	RANF (LD 15)	375
PST (LD 18)	620	RANG (LD 58)	880
PSTN (LD 15)	374	RANH (LD 16)	473
PTMR (LD 17)	581	RANR (LD 15)	376
PTTY (LD 15)	374	RANR (LD 16)	473
PTUT (LD 16)	472	RANR (LD 24)	743
PTYP (LD 16)	472	RANR (LD 58)	880
PUDN (LD 57)	871	RANR (LD 88)	1013
PUGR (LD 57)	871	RANR (LD 97)	1105
PULS (LD 56)	850	RANX (LD 16)	474
PURN (LD 57)	871	RAO (LD 23)	727
PVC (LD 27)	782	RATE (LD 27)	782
PVCN (LD 27)	782	RATE (LD 74)	948
PWD (LD 17)	581	RATS (LD 73)	929
PWD_DATA (LD 15)	374	RBCS (LD 56)	850
PWD2 (LD 15)	375	RBTD (LD 86)	996
PWD2 (LD 17)	582	RCAD (LD 56)	850
PWD2 (LD 22)	695	RCAL (LD 16)	474
PWD2 (LD 29)	793	RCAL (LD 18)	620
PWD2 (LD 97)	1105	RCAL (LD 58)	880
PWnn (LD 17)	582	RCAP	584
PWTP (LD 17)	582	RCFA (LD 57)	871
		RCFD (LD 57)	871
		RCFV (LD 57)	871
Q		RCLE (LD 15)	376
QCHID (LD 17)	582	RCLS (LD 16)	478
QDIS (LD 12)	232	RCNT (LD 15)	376
QREC (LD 16)	473	RCO (LD 10)	124
QTHM (LD 12)	232	RCO (LD 11)	211
QUE (LD 86)	996	RCRG (LD 58)	881
		RCTI (LD 58)	881
R		RCVP (LD 17)	588
R_ENTRY (LD 15)	377	RCY1 (LD 15)	376
R_SIZE (LD 15)	379	RCY2 (LD 15)	376
R2BN (LD 15)	375	RDLN (LD 57)	871
R2ED (LD 15)	375	RDNA (LD 23)	728
R2MD (LD 16)	473	RDNE (LD 57)	872
RACD (LD 16)	473	RDNL (LD 16)	478
RADR (LD 17)	583	RDR_DATA (LD 15)	376
RADT (LD 87)	1006	RDSN (LD 57)	872
RAGT (LD 23)	727	RDST (LD 57)	872
RAIE (LD 73)	929	RECA (LD 50)	807
RALL (LD 15)	375	RECD (LD 15)	376

RECV (LD 94)	1063	REQ (LD 94)	1063
REF (LD 16)	478	REQ (LD 95)	1073
REF0 (LD 15)	376	REQ (LD 97)	1105
REF1 (LD 15)	377	RESN (LD 95)	1073
REF2 (LD 15)	377	RETC (LD 87)	1007
REF3 (LD 15)	377	RETT (LD 87)	1007
REMD (LD 17)	588	RFRQ (LD 23)	728
REMO (LD 17)	588	RGAA (LD 57)	872
REMQ (LD 17)	589	RGAB (LD 56)	850
REP (LD 16)	478	RGAD (LD 57)	872
REP (LD 57)	872	RGAI (LD 23)	729
REPL PARM (LD 74)	948	RGAR (LD 56)	851
REPT (LD 73)	929	RGAV (LD 57)	872
REQ (LD 10)	124	RGBK (LD 56)	851
REQ (LD 11)	211	RGFL (LD 16)	479
REQ (LD 12)	232	RGNA (LD 15)	378
REQ (LD 13)	239	RGTP (LD 97)	1105
REQ (LD 14)	260	RICI (LD 15)	378
REQ (LD 15)	377	RICI (LD 93)	1042
REQ (LD 16)	478	RING (LD 56)	851
REQ (LD 17)	589	RLA (LD 15)	378
REQ (LD 18)	620	RLCR (LD 15)	378
REQ (LD 19)	632	RLDN (LD 14)	261
REQ (LD 20)	663	RLI (LD 15)	378
REQ (LD 21)	683	RLI (LD 86)	996
REQ (LD 22)	696	RLI (LD 87)	1007
REQ (LD 23)	728	RLI (LD 90)	1029
REQ (LD 24)	743	RLS (LD 17)	589
REQ (LD 25)	749	RLS (LD 50)	807
REQ (LD 26)	754	RLSM (LD 16)	479
REQ (LD 27)	782	RMOV (LD 26)	754
REQ (LD 28)	790	RMST (LD 57)	872
REQ (LD 29)	793	RNGE (LD 20)	664
REQ (LD 49)	803	RNGE (LD 21)	684
REQ (LD 50)	807	RNGE (LD 90)	1029
REQ (LD 52)	813	RNPG (LD 10)	125
REQ (LD 56)	850	RNPG (LD 11)	212
REQ (LD 57)	872	RNPG (LD 81)	974
REQ (LD 58)	881	ROA_DATA (LD 15)	378
REQ (LD 73)	929	ROLR (LD 17)	590
REQ (LD 74)	948	ROPT (LD 15)	378
REQ (LD 79)	952	ROPT (LD 23)	729
REQ (LD 81)	974	ROUT (LD 16)	479
REQ (LD 82)	976	ROUT (LD 56)	851
REQ (LD 83)	980	ROUT (LD 87)	1007
REQ (LD 86)	996	RPA (LD 15)	379
REQ (LD 87)	1006	RPA (LD 16)	479
REQ (LD 88)	1013	RPAN (LD 57)	872
REQ (LD 90)	1028	RPAR (LD 58)	881
REQ (LD 93)	1041	RPAW (LD 56)	851

RPAX (LD 57)	872	SAT (LD 16)	483
RPAX (LD 58)	881	SAT (LD 74)	949
RPCT (LD 56)	851	SATD (LD 15)	380
RPEB (LD 17)	590	SATN (LD 17)	591
RPF (LD 52)	813	SATT (LD 73)	930
RPNS (LD 15)	379	SAUN (LD 57)	873
RPPM (LD 16)	479	SAVE (LD 90)	1029
RPRT (LD 23)	729	SAVE NEW MAP? (LD 29)	793
RPTO (LD 58)	881	SBA_ADM_INS (LD 17)	591
RR (LD 15)	379	SBA_USER (LD 17)	591
RRBS (LD 16)	480	SBLF (LD 15)	380
RRPA (LD 87)	1007	SBN (LD 16)	483
RSAC (LD 28)	790	SBOC (LD 86)	997
RSND (LD 23)	730	SBUP (LD 15)	380
RTCL (LD 86)	996	SCBQ (LD 87)	1007
RTIM (LD 15)	379	SCCI (LD 86)	997
RTIM (LD 58)	882	SCCT (LD 56)	851
RTMB (LD 14)	261	SCDL (LD 15)	381
RTMR (LD 24)	744	SCDR (LD 88)	1014
RTN (LD 16)	480	SCDT (LD 16)	483
RTNO (LD 86)	997	SCFT (LD 02)	71
RTPC (LD 23)	730	SCI (LD 10)	126
RTQO (LD 23)	730	SCI (LD 11)	212
RTQT (LD 23)	730	SCNO (LD 20)	664
RTRY (LD 88)	1014	SCNT (LD 94)	1064
RTS (LD 11)	212	SCNV (LD 86)	997
RTSA (LD 15)	380	SCOD (LD 24)	744
RTXX (LD 57)	873	SCPC (LD 57)	873
RTYP (LD 16)	480	SCPL (LD 15)	381
RUCF (LD 16)	481	SCPW (LD 10)	126
RUCS (LD 16)	482	SCPW (LD 11)	213
RURC (LD 16)	482	SCPW (LD 27)	783
RVDL (LD 56)	851	SCR (LD 16)	484
RVSD (LD 16)	483	SCTL (LD 02)	71
RWTA (LD 87)	1007	SDA (LD 18)	620
RXMT (LD 17)	590	SDCH (LD 14)	261
		SDFL (LD 15)	381
		SDID (LD 16)	484
		SDID (LD 49)	803
		SDNB (LD 23)	730
		SDRR (LD 90)	1029
		SDST (LD 02)	72
		SDTA (LD 02)	72
		SDTT (LD 73)	930
		SECOND_DN (LD 10)	126
		SECOND_DN (LD 11)	213
		SECR (LD 88)	1014
		SECU (LD 17)	591
		SEIZ (LD 14)	261
		SEIZ (LD 16)	484
S			
S_ENTRY (LD 15)	381		
S_SIZE (LD 15)	383		
S10P (LD 97)	1106		
S2 (LD 74)	948		
SAC (LD 19)	632		
SACP (LD 15)	380		
SADS (LD 57)	873		
SAEN (LD 57)	873		
SALK (LD 57)	873		
SAMM (LD 15)	380		
SARC (LD 88)	1014		
SASU (LD 73)	930		

SEMT (LD 17)	591	SIGO (LD 16)	485
SER (LD 50)	807	SIND (LD 16)	486
SERV (LD 88)	1014	SIPD (LD 15)	381
SET (LD 94)	1064	SIPL_ON (LD 15)	381
SETN (LD 12)	232	SIPU (LD 11)	214
SEVERITY (LD 17)	591	SITM (LD 02)	72
SEZA (R) (LD 73)	930	SIZE (LD 15)	382
SEZA (S) (LD 73)	930	SIZE (LD 17)	592
SEZD (R) (LD 73)	931	SIZE (LD 18)	620
SEZD (S) (LD 73)	931	SIZE (LD 21)	684
SEZV (R) (LD 73)	931	SL1B (LD 17)	592
SEZV (S) (LD 73)	931	SLCT (LD 16)	486
SFAC (LD 57)	873	SLIS_NAT_PRIV_IP	592
SFDN (LD 10)	126	SLLC (LD 02)	72
SFDN (LD 11)	213	SLOT (LD 97)	1106
SFEX (LD 14)	262	SLP (LD 73)	931
SFLT (LD 10)	126	SLV3 (LD 19)	632
SFLT (LD 11)	213	SLV6 (LD 19)	633
SFMT (LD 10)	126	SMAS (LD 14)	263
SFMT (LD 11)	213	SMEM (LD 17)	593
SFNB (LD 20)	664	SMFC (LD 94)	1064
SFNB (LD 21)	684	SNUM (LD 58)	882
SFNB (LD 23)	730	SOHQ (LD 87)	1007
SFRB (LD 20)	665	SOLR (LD 17)	593
SFRQ (LD 23)	731	SOPC (LD 02)	72
SGL (LD 16)	484	SOPN (LD 02)	72
SGRP (LD 10)	127	SOPS (LD 02)	72
SGRP (LD 11)	214	SORTBY (LD 20)	665
SGRP (LD 12)	233	SOS (LD 73)	933
SGRP (LD 16)	484	Source Timed Local Flow-in queue	724
SGRP (LD 27)	783	Source Timed Overflow queue	724
SGRP (LD 81)	974	SPAR (LD 52)	814
SGRP (LD 88)	1015	SPCC (LD 57)	873
SGRP (LD 93)	1042	SPCE (LD 57)	873
SHAN (LD 19)	632	SPCL (LD 56)	852
SHCD (LD 25)	750	SPCP (LD 23)	731
SHORT (LD 20)	665	SPCT (LD 16)	486
SHR (LD 23)	731	SPCU (LD 57)	873
SHRT (LD 95)	1074	SPDN (LD 50)	808
SHSG (LD 25)	751	SPID (LD 10)	127
SICA (LD 14)	262	SPID (LD 11)	215
SICA (LD 73)	931	SPID (LD 27)	783
SID (LD 16)	485	SPN (LD 16)	486
SID (LD 17)	592	SPN (LD 87)	1008
SIDE (LD 16)	485	SPN (LD 90)	1030
SIDE (LD 17)	592	SPRE (LD 15)	382
SIDE (LD 74)	949	SPRI (LD 87)	1008
SIGL (LD 14)	263	SPTO (LD 16)	487
SIGL (LD 16)	485	SPVC (LD 15)	382
SIGL (LD 74)	949	SPWD (LD 10)	127

SPWD (LD 11)	215	SSLK (LD 56)	852
SPWD (LD 15)	382	SSPU (LD 57)	873
SPWD (LD 20)	665	SSRC (LD 17)	593
SPWD (LD 24)	744	SSRC (LD 22)	696
SPWD (LD 88)	1015	SSRV_ETSI (LD 27)	783
SRAN (LD 15)	382	SSRV_N1 (LD 27)	783
SRC (LD 25)	751	SST (LD 16)	489
SRC (LD 56)	852	SSU (LD 11)	215
SRC1 (LD 56)	852	SSU (LD 12)	233
SRC2 (LD 56)	852	SSUC (LD 18)	621
SRC3 (LD 56)	852	SSUP (LD 17)	594
SRC4 (LD 56)	852	STAD (LD 02)	72
SRC5 (LD 56)	852	STAL (LD 95)	1074
SRC6 (LD 56)	852	STAR (LD 88)	1015
SRC7 (LD 56)	852	STCB (LD 15)	383
SRC8 (LD 56)	852	STE (LD 15)	383
SRCD (LD 15)	382	STEP (LD 16)	489
SRCH (LD 16)	487	STHC (LD 02)	72
SRCL (LD 25)	751	STHS (LD 02)	72
SREF (LD 14)	263	STIO (LD 23)	732
SREF (LD 73)	933	STND (LD 16)	489
SREF CC0 (LD 73)	934	STO (LD 58)	882
SREF CC1 (LD 73)	934	STOP (LD 17)	594
SREF CC2 (LD 73)	935	STOP (LD 88)	1015
SREF CC3 (LD 73)	935	STOR (LD 18)	621
SREF CC4 (LD 73)	935	STOR (LD 26)	754
SRIM (LD 73)	936	STRG (LD 15)	383
SRMM (LD 73)	936	STRI (LD 14)	263
SRNT (LD 73)	936	STRK (LD 16)	489
SRPM (LD 16)	487	STRK (LD 90)	1030
SRPT (LD 23)	732	STRL (LD 15)	383
SRRT (LD 15)	382	STRO (LD 14)	265
SRRT (LD 23)	732	STRT (LD 16)	489
SRRT (LD 93)	1042	STSG (LD 25)	751
SRT (LD 15)	382	STUN (LD 25)	752
SRT (LD 16)	487	STYP (LD 14)	265
SRT (LD 23)	732	STYP (LD 16)	489
SRT (LD 56)	852	STYP (LD 97)	1106
SRT (LD 93)	1042	SUB (LD 19)	633
SRTK (LD 73)	936	SUPL_SVC (LD 27)	784
SRVC (LD 16)	487	SUPN (LD 14)	267
SSC (LD 97)	1106	SUPPORTED_TEXT_ONLY (LD 17)	594
SSCL (LD 90)	1030	SUPPRESS (LD 17)	594
SSDG (LD 18)	621	SUPT (LD 97)	1108
SSDT (LD 17)	593	SURV (LD 56)	853
SSHC (LD 02)	72	SVFL (LD 16)	490
SSHS (LD 02)	72	SWP (LD 16)	490
SSID (LD 02)	72	SXS (LD 14)	267
SSL (LD 16)	488	SYNC (LD 17)	595
SSL (LD 18)	621	SYNM (LD 17)	595

SZNI (LD 73) 937

T

T (LD 97) 1108

T_TN (LD 14) 267

T1 (LD 17) 595

T1 (LD 27) 784

T10/T20 (LD 27) 784

T100 (LD 15) 383

T100 (LD 16) 490

T11/T21 (LD 27) 784

T12/T22 (LD 27) 784

T13/T23 (LD 27) 784

T2 (LD 17) 595

T2 (LD 27) 785

T2 (LD 97) 1108

T200 (LD 17) 595

T200 (LD 27) 785

T203 (LD 17) 595

T203 (LD 27) 785

T23 (LD 17) 595

T2WN (LD 97) 1109

T2WT (LD 97) 1109

T2WV (LD 97) 1109

T3 (LD 17) 596

T3 (LD 27) 785

T310 (LD 17) 596

T310 (LD 27) 785

T4WN (LD 97) 1109

T4WT (LD 97) 1109

T4WV (LD 97) 1110

TABL (LD 16) 490

TABL (LD 23) 732

TABL (LD 56) 853

TABT (LD 58) 882

TARG (LD 16) 490

TASK (LD 52) 814

TAWU (LD 15) 383

TBL (LD 15) 383

TBL (LD 16) 490

TBL (LD 56) 853

TBL (LD 86) 997

TBNO (LD 18) 622

TBNO (LD 20) 665

TBNO (LD 94) 1064

TBTR (LD 58) 882

TC (LD 27) 785

TCFT (LD 02) 72

TCPP (LD 16) 491

TCRS (LD 16) 491

TDET (LD 16) 491

TDET (LD 86) 997

TDG (LD 16) 491

TDNS (LD 23) 732

TDP (LD 97) 1110

TDPO (LD 97) 1110

TDS (LD 17) 596

TDSH (LD 56) 853

TDST (LD 02) 72

TDTA (LD 02) 72

TEI (LD 27) 785

TEM (LD 20) 665

TEMP (LD 20) 666

TEN (LD 10) 128

TEN (LD 11) 215

TEN (LD 17) 596

TEN (LD 20) 666

TEN (LD 93) 1042

TERD (LD 17) 596

TERM (LD 17) 597

TERQ (LD 17) 597

TEST (LD 56) 853

TFAS (LD 57) 873

TFD (LD 16) 491

TFDR (LD 15) 383

TGAR (LD 10) 128

TGAR (LD 11) 215

TGAR (LD 14) 267

TGAR (LD 16) 491

TGAR (LD 24) 744

TGAR (LD 27) 785

TGAR (LD 86) 997

TGAR (LD 88) 1015

TGLD (LD 15) 383

TGLR (LD 73) 937

TGR1 (LD 15) 383

TGR2 (LD 15) 383

THIRD_DN (LD 10) 128

THIRD_DN (LD 11) 215

TID (LD 97) 1110

TIDM (LD 15) 384

TIDY (LD 16) 492

TIE (LD 56) 853

TIE (LD 94) 1064

TIER (LD 16) 492

TIM_DATA (LD 15) 384

TIM1 (LD 15) 384

TIM1 (LD 93) 1042

TIM2 (LD 15) 384

TIM2 (LD 93) 1043

TIM3 (LD 15)	384	TOBO (LD 16)	501
TIM3 (LD 93)	1043	TOD (LD 86)	997
TIM4 (LD 15)	384	TODR (LD 17)	598
TIM4 (LD 93)	1043	TODS (LD 86)	997
TIME (LD 15)	384	TOFT (LD 23)	733
TIME (LD 73)	937	TOGP (LD 26)	754
TIMP (LD 10)	128	TOGR (LD 18)	622
TIMP (LD 14)	267	TOHQ (LD 87)	1008
TIMR (LD 16)	492	TOHV (LD 97)	1112
TIMR (LD 17)	598	TOLL (LD 18)	622
TIMR (LD 27)	785	TOLL (LD 73)	939
TITE (LD 17)	598	TOLR (LD 17)	599
TITH (LD 16)	499	TOLS (LD 18)	622
TITM (LD 02)	72	TOLT (LD 73)	940
TKEY (LD 17)	598	TON (LD 15)	386
TKID (LD 14)	268	TONE (LD 56)	853
TKTP (LD 16)	499	TONE (LD 86)	998
TKTP (LD 27)	786	TONES (LD 56)	854
TLLC (LD 02)	72	TOPC (LD 02)	72
TLP (LD 56)	853	TOPN (LD 02)	72
TLPT (LD 56)	853	TOPS (LD 02)	73
TMAT (LD 56)	853	TORT (LD 19)	633
TMDI (LD 17)	598	TOT4 (LD 23)	733
TMON (LD 15)	384	TOTN (LD 10)	130, 234, 241
TMOT (LD 56)	853	TOTN (LD 11)	217
TMRK (LD 17)	598	TOTN (LD 14)	270
TN (LD 10)	129	TOV (LD 11)	218
TN (LD 11)	215	TOV (LD 16)	501
TN (LD 12)	233	TPDN (LD 15)	386
TN (LD 13)	240	TPDN (LD 21)	685
TN (LD 14)	268	TPF (LD 97)	1112
TN (LD 17)	598	TPO (LD 17)	599
TN (LD 20)	666	TRAN (LD 11)	218
TN (LD 22)	696	TRAN (LD 16)	501
TN (LD 27)	786	TRAN (LD 58)	882
TN (LD 50)	808	TRAN (LD 90)	1031
TN (LD 84_85)	981	TRANS (LD 27)	786
TN1 (LD 15)	385	TRC (LD 73)	940
TN2 (LD 15)	385	TRCL (LD 15)	386
TN3 (LD 15)	385	TRCR (LD 15)	386
TN4 (LD 15)	385	TRDN (LD 23)	733
TN5 (LD 15)	385	TRDN (LD 58)	883
TN6 (LD 15)	385	TRGT (LD 23)	733
TNDM (LD 15)	385	TRIGGER (LD 17)	599
TNDM (LD 18)	622	TRLL (LD 17)	599
TNDN (LD 57)	873	TRMB (LD 16)	501
TNLS (LD 73)	939	TRMD (LD 57)	873
TNS (LD 97)	1110	TRMT (LD 16)	502
TNUM (LD 97)	1110	TRMT (LD 27)	787
TO (LD 49)	803	TRNS (LD 17)	599

V

V25 (LD 11) 221
 V25 (LD 16) 503
 VAS (LD 17) 605
 VCNA (LD 17) 605
 VCRD (LD 17) 605
 VDCH (LD 86) 998
 VDMI (LD 86) 998
 VHST (LD 22) 699
 VLL (LD 11) 221
 VMB (LD 10) 131
 VMB (LD 11) 221
 VMB_COS (LD 10) 131
 VMB_COS (LD 11) 222
 VMB_STATE (LD 20) 672
 VNDN (LD 79) 952
 VNL (LD 73) 941
 VNR (LD 15) 389
 VNS (LD 86) 998
 VNSC (LD 17) 605
 VNSM (LD 17) 605
 VNSP (LD 17) 605
 VO_ALO (LD 15) 389
 VO_ALOHR (LD 15) 389
 VOLO_CALBK_TIM (LD 24) 745
 VOLO_COUNT (LD 24) 744
 VOLO_FIRST_TN (LD 24) 744
 VOLR (LD 17) 605
 VPNI (LD 15) 389
 VRAT (LD 16) 503
 VSID (LD 15) 390
 VSID (LD 17) 606
 VSID (LD 23) 735
 VSIG (LD 17) 606
 VSIT (LD 10) 131
 VTLF (LD 57) 874
 VTLN (LD 57) 874
 VTRK (LD 16) 503
 VTRK (LD 86) 998
 VTRO (LD 17) 606
 VXCT (LD 17) 606

W

WAIT (LD 15) 390
 WAIT (LD 16) 503
 WAIT (LD 93) 1043
 WATR (LD 16) 504
 WCAD (LD 56) 854
 WDGT (LD 16) 504
 WIRE (LD 11) 222

WKDY (LD 15) 390
 WRLS (LD 10) 131
 WRT (LD 18) 623
 WSIZ (LD 27) 788
 WTON (LD 56) 854
 WTYP (LD 10) 131
 WUD (LD 15) 390

X

X25P (LD 27) 788
 XCAD (LD 56) 855
 XCT (LD 17) 606
 XDIC (LD 14) 273
 XEM (LD 73) 941
 XFER (LD 95) 1074
 XLAT (LD 18) 623
 XLST (LD 10) 131
 XLST (LD 11) 222
 XLST (LD 27) 788
 XMIT (LD 94) 1065
 XNPD (LD 97) 1113
 XNUM (LD 17) 607
 XPDN (LD 49) 804
 XPE (LD 97) 1114
 XPE0 (LD 97) 1114
 XPE1 (LD 97) 1115
 XPEC (LD 97) 1115
 XPLN (LD 10) 132
 XPLN (LD 11) 222
 XPLN (LD 95) 1075
 XPVC (LD 27) 788
 XRFP (LD 15) 390
 XRFR (LD 15) 390
 XSM (LD 17) 607
 XSMN (LD 97) 1116
 XTDT (LD 13) 242
 XTDT (LD 16) 504
 XTDT (LD 97) 1116
 XTMR (LD 17) 608
 XTON (LD 56) 855
 XTRK (LD 14) 273
 XTRK (LD 20) 672
 XUT (LD 73) 941
 XXX (LD 87) 1008

Y

YALM (LD 17) 608

Z

ZBD (LD 15) 390
ZBD (LD 21) 687
ZONE (LD 11) 222
ZONE (LD 14) 274
ZONE (LD 16) 504
ZONE0 / 1 (LD 97) 1117

Nortel Communication Server 1000

Software Input Output Reference — Administration

Release: 6.0

Publication: NN43001-611

Document revision: 03.18

Document release date: 17 March 2010

Copyright © 1995-2010 Nortel Networks. All Rights Reserved.

While the information in this document is believed to be accurate and reliable, except as otherwise expressly agreed to in writing NORTEL PROVIDES THIS DOCUMENT "AS IS" WITHOUT WARRANTY OR CONDITION OF ANY KIND, EITHER EXPRESS OR IMPLIED. The information and/or products described in this document are subject to change without notice.

Nortel, Nortel Networks, the Nortel logo, and the Globemark are trademarks of Nortel Networks.

All other trademarks are the property of their respective owners.

To provide feedback or to report a problem in this document, go to www.nortel.com/documentfeedback.

www.nortel.com

